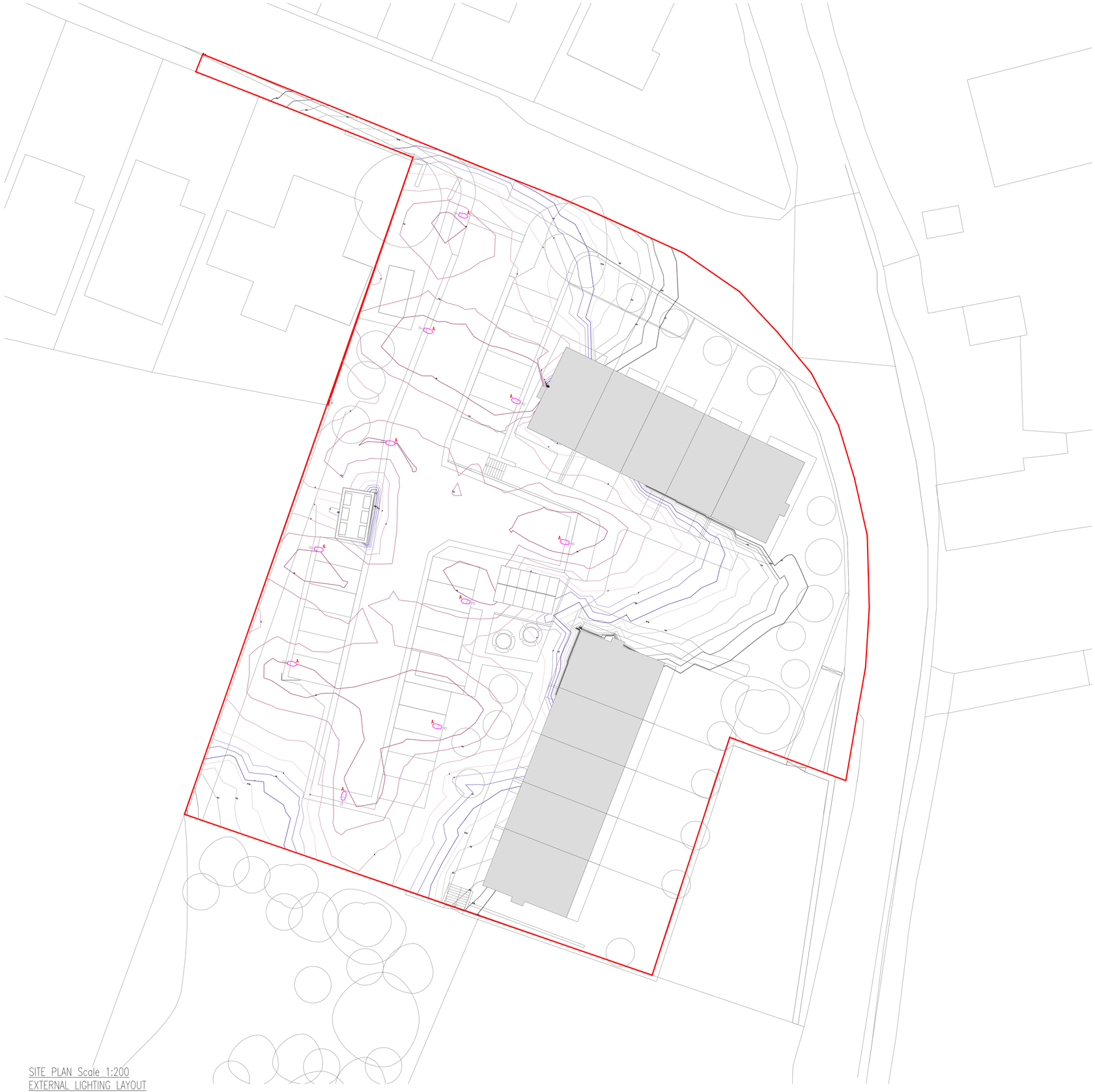

SITE PLAN Scale 1:200
EXTERNAL LIGHTING LAYOUT

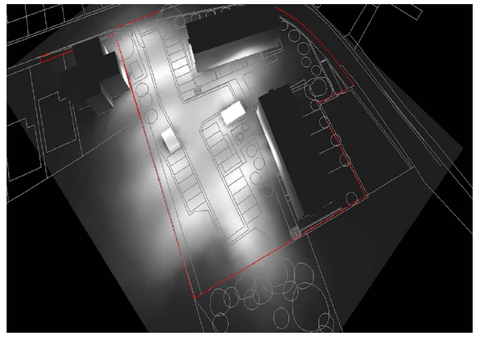

CARPARK – ILLUMINATION VIEW N.T.S

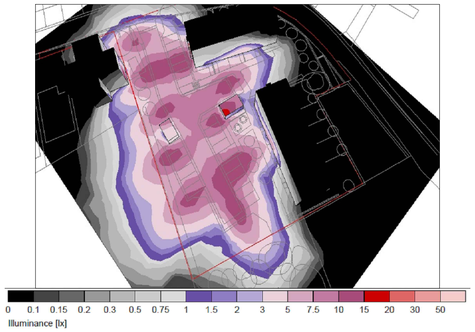

CARPARK – PSEUDO COLOURS VIEW N.T.S

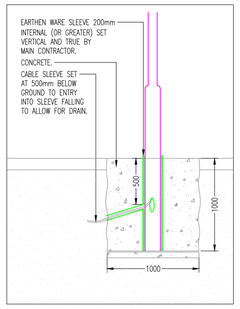

TYPICAL COLUMN INSTALLATION DETAIL N.T.S

EXTERNAL LIGHTING LEGEND		
SYMBOL	DESCRIPTION	MANUFACTURER REF
A	EXTERNAL COLUMN MOUNTED LED LUMINAIRE, COLUMN 6m HIGH IN DIECAST ALUMINIUM.	ORANGETEK IGNIS MINI

LUMINAIRE DATA	
LUMINAIRE EFFICIENCY:	–
LUMINAIRE EFFICACY:	163.92lm/W
LUMINAIRE POWER:	13W
LUMINAIRE FLUX:	2131lm
LUMINAIRE COLOUR:	3000K

A – ORANGETEK IGNIS MINI

Scale 1:200 [m]
0 1 2 4 6 8 10 12 14 16 18 20

THIS DRAWING IS PROTECTED UNDER COPYRIGHT AND AT NO TIME MUST ANY PORTION OF THIS DRAWING BE REPRODUCED OR COPIED IN ANYWAY WITHOUT THE WRITTEN CONSENT OF THORNLEY & LUMB PARTNERSHIP LIMITED.

ALL DIMENSIONS ARE IN MILLIMETRES UNLESS STATED OTHERWISE AND MUST BE CHECKED ON SITE AND NOT SCALED FROM THIS DRAWING. THIS DRAWING IS TO BE READ IN ACCORDANCE WITH ALL RELEVANT SPECIFICATIONS AND ROOM DATA DOCUMENTS.

NOTES

LIGHTING DESIGN
AS PART OF THE DEVELOPMENT, THERE IS A REQUIREMENT FOR LIGHTING TO THE ROAD & CAR PARK OF THE DEVELOPMENT, THEREFORE THE FOLLOWING WORKS WILL BE REQUIRED:

- DUE TO THE PROPOSED CAR PARK 9x 5m NEW LIGHTING COLUMNS ARE REQUIRED TO ACHIEVE THE REQUIRED LIGHTING LEVELS. SEE SITE LAYOUT FOR DETAILS.
- ALL EXTERNAL LIGHTING IS TO BE CONTROLLED VIA A 24/7 TIME CLOCK IN CONJUNCTION WITH A PHOTOCELL.
- WITH RESPECT TO THE OVERALL ASSESSMENT AND CALCULATIONS CARRYOUT, THE EXTERNAL LIGHTING INDICATED AND POLLUTION LEVELS ARE NOT INFLUENCED BY THE PROPOSED NUMBER AND LOCATIONS OF LIGHTING COLUMNS.
- IN SUMMARY ITS OUR CONSIDERED OPINION THAT THE NEW LIGHTING WILL HAVE MINIMAL LIGHTING IMPACT TO THE SURROUNDING AREAS.

BS5489 PROVIDE GUIDELINES FOR LIGHTING PERFORMANCE CRITERIA. THE FOLLOWING ASSUMPTIONS ARE MADE:

- THE AREA TO BE ILLUMINATED IS CLASSIFIED AS A MIXED VEHICULAR AND PEDESTRIAN AREA ON THE SAME SURFACE

NOTE – THE LIGHTING SCHEME IS TO COMPLY WITH THE ILP GUIDANCE FOR THE REDUCTION OF OBSTRUCTIVE LIGHT GN01:2021

LIGHTING COLUMN NOTES

- ALL COLUMNS SHALL BE EXPECTED TO HAVE A MINIMUM LIFE OF 40 YEARS AND THIS SHALL BE ACHIEVED WITH A PROTECTIVE FINISH OF DOUBLE DIP GALVANSING COMPLETE WITH A BITUMEN COATED ROOT
- POST TOP/SPIGOT MOUNTED LANTERNS WITH A 3 STAGE DIMMING REGIME, TYPICALLY:
  100% DUSK TO 22:00HRS
  75% 22:00HRS TO 00:00HRS
  50% 00:00HRS TO 05:00HRS
  100% 05:00HRS TO DAWN
- LIGHTING DESIGN TO BS 5489-1:2020 (NO S/P VARIATION APPLIED) – NEUTRAL WHITE LED (4000K).
- DESIGN MAINTENANCE FACTORS FOR LED LUMINARES TO BE BASED ON A 100,000HRS LIFE WITH A 6YR CLEAN.
- SPIGOTS ON ALL POST TOP COLUMN SHOULD BE 76mm DIAMETER AND 130mm LONG, AND MUST BE WELDED TO THE COLUMN SHAFT
- ALL COLUMNS SHOULD BE CAPABLE OF SUPPORTING A CLASS A SIGN IN LINE WITH PD6547
- ALL COLUMNS SHALL BE MARKED WITH THE MANUFACTURERS NAME, DATE OF MANUFACTURE AND DESIGN NUMBER. ALL MARKINGS ARE TO BE VISIBLE AFTER INSTALLATION.
- ALL COLUMNS TO BE ACCORDANCE WITH BS EN40 AND GUIDANCE DOCUMENT PD 6547:2044+A1:2009 – RATIONALISED WIND LOADING AREA

LUX LEVEL LEGEND

- 00.10 LUX
- 00.15 LUX
- 00.20 LUX
- 00.30 LUX
- 00.50 LUX
- 00.75 LUX
- 01.00 LUX
- 01.50 LUX
- 02.00 LUX
- 03.00 LUX
- 05.00 LUX
- 10.00 LUX
- 15.00 LUX

ALL COLUMNS EXPECTED TO HAVE A MINIMUM LIFE OF 40 YEARS & THIS SHALL BE ACHIEVED WITH A PROTECTIVE FINISH OF DOUBLE DIP GALVANISING COMPLETE WITH A BITUMEN COATED ROOT

THIS DRAWING IS PRODUCED IN ACCORDANCE WITH ARCHITECTS/MAIN CONTRACTORS DRAWING REFERENCE

2112-GWP-01-01-D-A-(00)-0003 P03

REV	DESCRIPTION	DRN	CHK	DATE
T5	UPDATED TO SUIT LATEST ARCHITECTS LAYOUT	JS	LH	14.07.26
T4	UPDATED TO SUIT LATEST ARCHITECTS LAYOUT	TVC	MT	16.06.26
T3	EXTERNAL LIGHTING COLUMN LOCATIONS UPDATED	TVC	MT	07.06.24
T2	UPDATED TO SUIT NEW SITE PLAN	TVC	MT	06.06.24
T1	TENDER ISSUE	CB	MT	31.05.24

TENDER

Client
EcoHolmes
Overbrook House
Holt Lane
Holmfirth
West Yorkshire
HD9 3BW

Architect
GWP Architecture
1 Lidgett lane,
Gledhow
Leeds, LS8 1PQ
Tel: 0173 266 6044
www.gwp-arch.com

Thornley & Lumb
Building Services Consultant Engineers
Head Office:
Century House, 257 Cutler Heights Lane
Bradford, West Yorkshire, BD4 9JG
Telephone: +44(0)12 7468 7755
Southern Office:
Adam House, 7-10 Adam Street
The Strand, London, WC2N 6AA
Telephone: +44(0)20 7520 9355
www.thornleylumb.co.uk info@thornleylumb.co.uk

Project Number	Project Name
C8140	EcoHolmes, Chippings Huddersfield

Drawing Title
Site Plan
External Lighting Layout

Engineer	Checked by	Drawn By
JH	JH	PDB

Date	Scale	Size
21.05.24	1:200	A1

Drawing Number

Project	Originator	Volume	Level	Type	Role	Number	Revision
C8140	TLP	00	XX	DR	E	801	T5

C8140-TLP-00-00-DR-E-801 T5 - Site Plan External Lighting Layout, 14/07/2026 11:06:40