Detail 1a - Bedroom to Significant Room Below

Existing & Demolition Works



Proposed Works - Plasterboard Metal Framing System

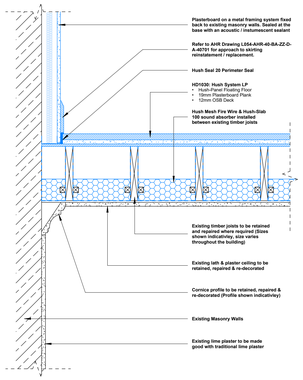

Detail 1b - Bedroom to Significant Room Below

Existing & Demolition Works

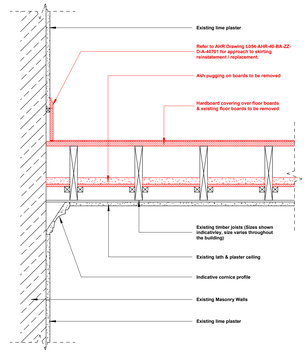

Proposed Works - Restoration

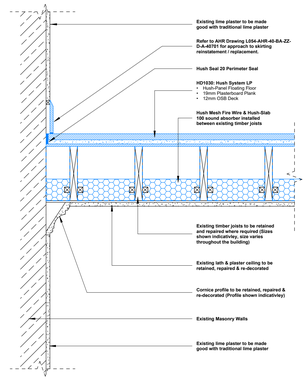

Detail 1c - Bedroom to Significant Room Below

Existing & Demolition Works

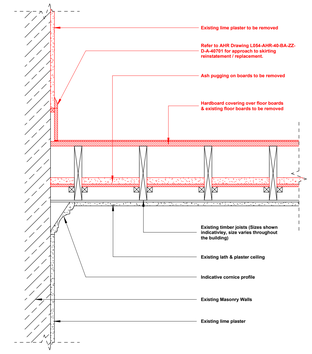

Proposed Works - Limelite Renovation Plaster

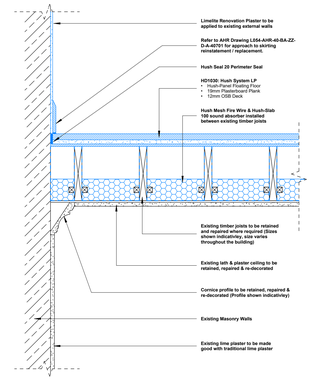

Detail 2a - Standard Room to Room

Existing & Demolition Works

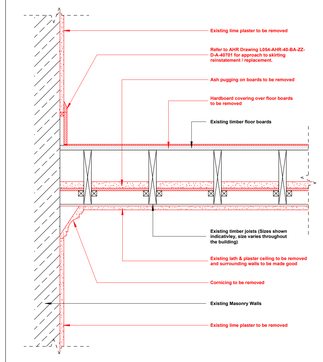

Proposed Works - Plasterboard Metal Framing System

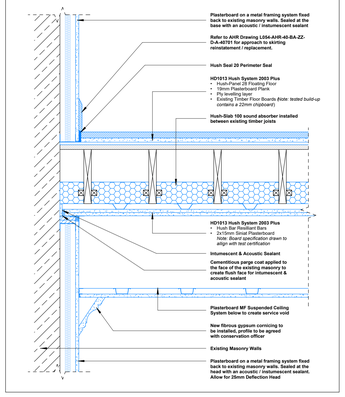

Detail 2b - Standard Room to Room

Existing & Demolition Works

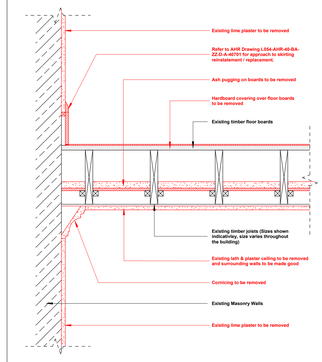

Proposed Works - Limelite Renovation Plaster

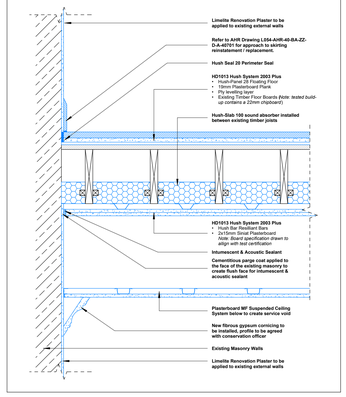

Detail 2c - Standard Room to Room

Existing & Demolition Works

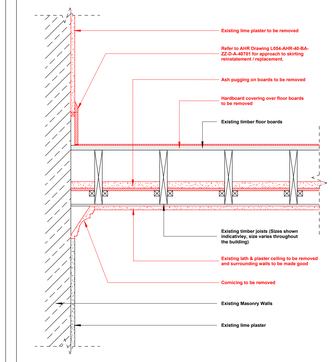

Proposed Works

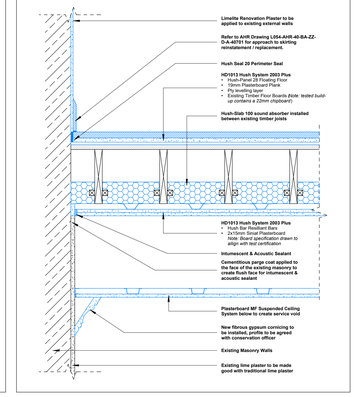

Key

- Black = Existing / Retained Elements
- Red = Demolished Elements
- Blue = Proposed Elements

Hush Systems Performance Data

HD1013 Hush System 2003 Plus

Acoustic Performance
Test results are based on 200mm joists at 450mm centres

Impact L'nT,w dB = 55
Airborne DnT,w dB = 55
Airborne DnT,w + Ctr dB = 49

Fire Performance
Refer to system test data

60 Min Fire Resistance at Ceiling Level

HD1030: Hush System LP

Acoustic Performance
Test results based on the Hush System HD1030 and a minimum of 200mm deep joists and a full lath and plaster ceiling in good condition.

Impact L'nT,w dB = 54
Airborne DnT,w dB = 58
Airborne DnT,w + Ctr dB = 50

Fire Performance
Refer to system test data

60 Min Fire Resistance at Ceiling Level

Build-ups subject to review from Fire & Acoustic Engineer

NOTE:

1. This drawing has been compiled using the following information:
- Fire Strategy (Rev P03 recieved 12.08.2025)
- Acoustic Mark-Ups & Comments on Drawings
- Sinat Project Pack (Rev B recieved 16.05.2025)
- Prencrete Project Pack (Received 13.08.2025)
- Brand Standards

2. Consultant revit models used to coordinate and develop current AHR Stage 4 information:

- Structural & Civil Model (Rev P10 recieved 26.08.2025)
- MEP Model (Rev P12 recieved 12.08.2025)
- FF&E Model
- Metsec Model (P01 recieved 23.07.2025)

3. Fire strategy subject to approval by Building Control

4. Architectural layouts subject to approval by Building Control.

5. Fire Engineer to confirm fire resistance of existing building fabric that forms compartment lines within the proposed fire strategy.

6. Layouts subject to change following receipt of Acoustic Strategy from the Acoustic Engineer.

7. Drawings / details subject to change following receipt of Acoustic Strategy.

8. Architectural layouts subject to planning & LBC approval

9. Architectural layouts subject to acceptance by Radisson

10. Architectural layouts subject to receipt of all consultants Stage 4 Information.

11. Details subject to review and acceptance from Orion

12. Refer to Sinat Project Pack for full specifications, references and details of partitions.

Detail 2d - Standard Room to Room

Existing & Demolition Works



Proposed Works

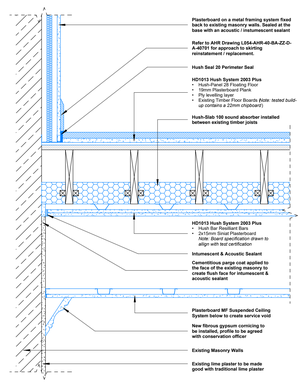

Detail 3 - Corridor to Corridor (Ground to Basement Below)

Existing & Demolition Works

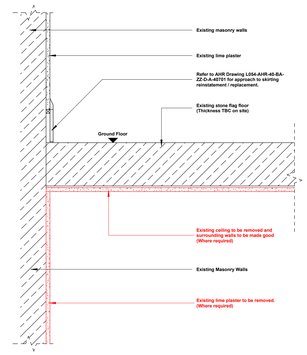

Proposed Works

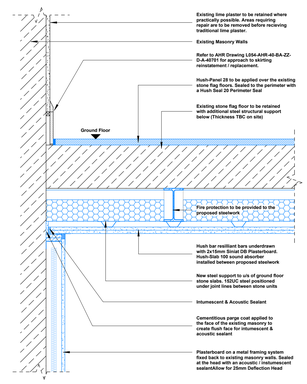

Detail 4 - Corridor to Corridor (First to Ground Floor Below)

Existing & Demolition Works

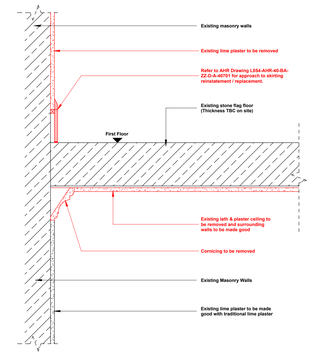

Proposed Works

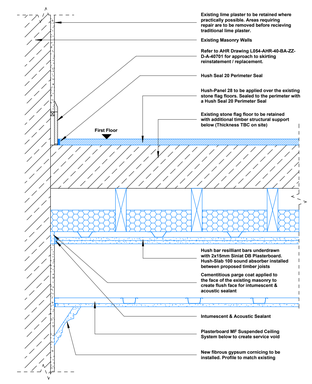

Detail 5 - Ground Floor to Basement Below (Stone Arches)

Existing & Demolition Works

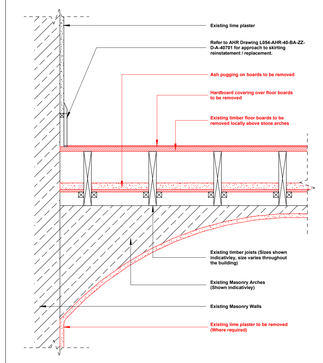

Proposed Works

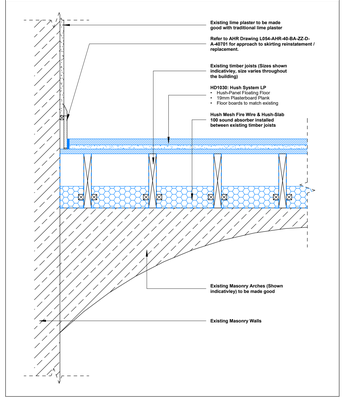

Detail 6 - Ground Floor to Basement Below

Existing & Demolition Works

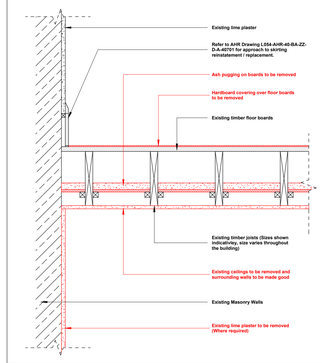

Proposed Works

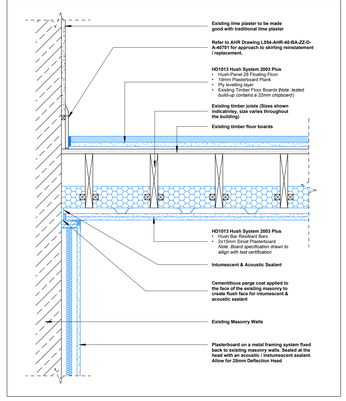

Detail 7 - Corridor to Corridor

Existing & Demolition Works

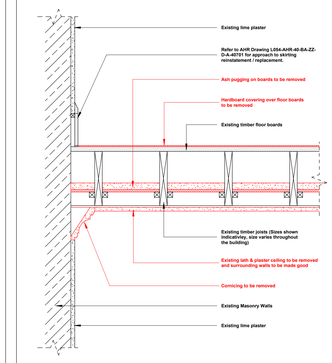

Proposed Works

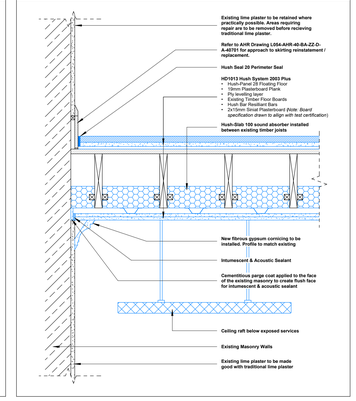

Rev	Description	Date	Dr by	App by
P6	Notes updated & re-issued for planning	22.06.2026	DR	MS
P5	Issued for Planning	15.05.2026	DR	MS
P4	Issued for Stage 4	01.09.2025	DR	MCS
P3	Issued for Stage 3	16.05.2025	DR	MCS
P2	Issued for Planning	22.04.2025	DR	MCS
P1	Issued for Client Approval	16.04.2025	DR	MCS

original by	date created	Approved by
DR	02/01/2025	MS

AHR Architects Ltd
No.1 Aire Street
Leeds
LS1 4PR
United Kingdom

T +44(0)113 3858787
E leeds@ahr.co.uk
www.ahr.co.uk

client name
GMI

project
George Hotel - Container File

drawing
LBC Details - Block A Floor & Ceiling - Sheet 1

computer file
V:\0-20 1110256_Profile6_Fettler_ne\Non-binding\Revit\Documents\Revit Files\Local Files\Revit 2024\L054-AHR-ZZ-ZZ-ZZ-M-A-00005 - Container File_temel.rvt

plot date

project number	scale	
2024.00373.000	As indicated@A0	
drawing number	**rev**	**issue status**
L054-AHR-20-BA-ZZ-D-A-20300	P6	S2

This drawing is to be read in conjunction with all related drawings. All dimensions must be checked and verified on site before commencing any work or producing shop drawings. The originator should be notified immediately of any discrepancy.
This drawing is copyright and remains the property of AHR.