PLEASE ENSURE THE DRAWING MATCHES YOUR REQUIREMENTS OR DRAWINGS.

NO RESPONSIBILITY IS ACCEPTED FOR CHECKING OTHER DRAWINGS AND SUBSEQUENT CHANGES ONCE MANUFACTURING COMMENCES WILL BE SUBJECT TO ADDITIONAL COSTS.

NORTHERN POWER GRID LOCK SHROUD

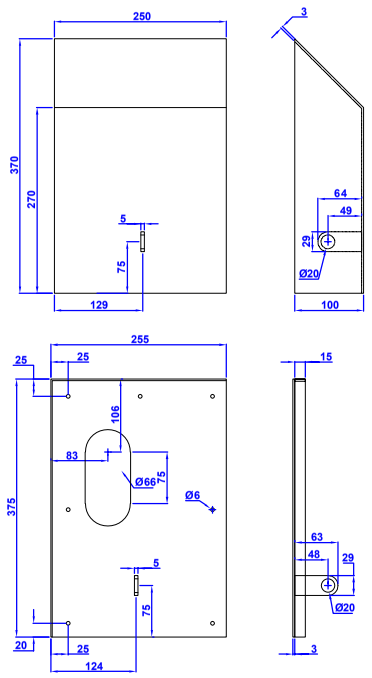

Elevation (C) (rear)

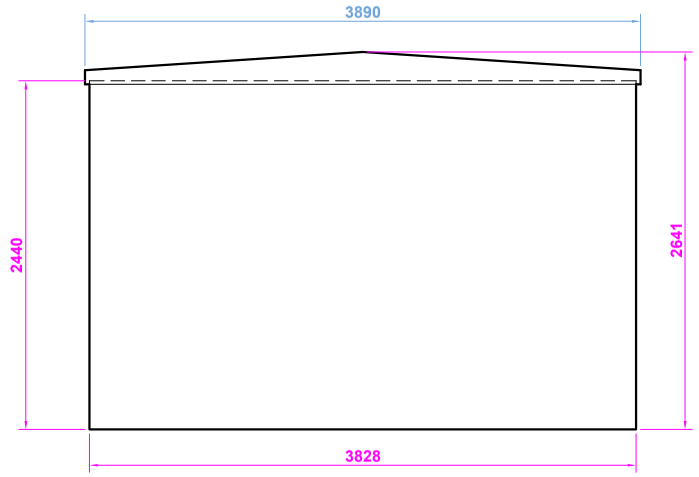

Plan View

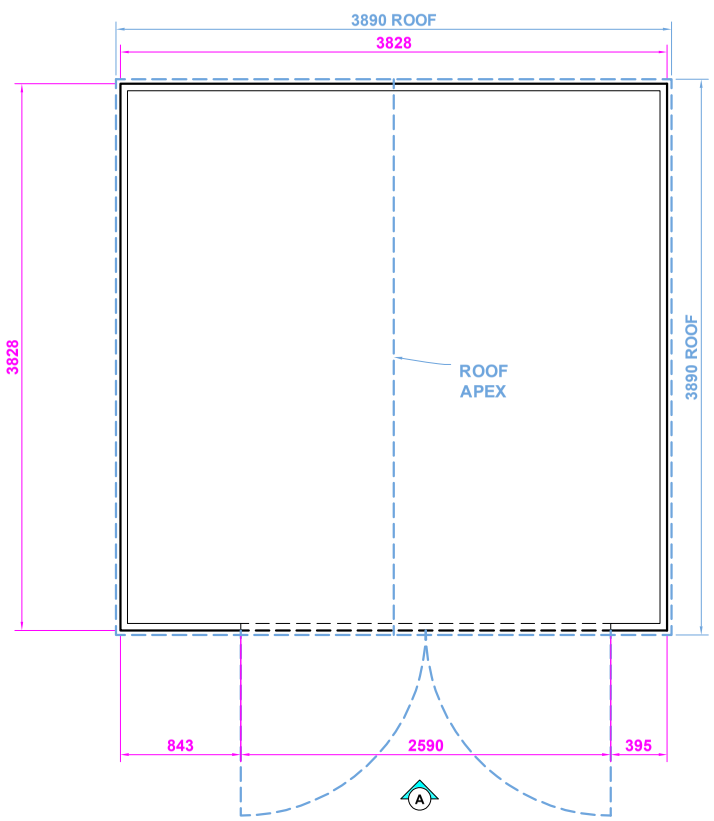

NORTHERN POWER GRID LOCK SHROUD

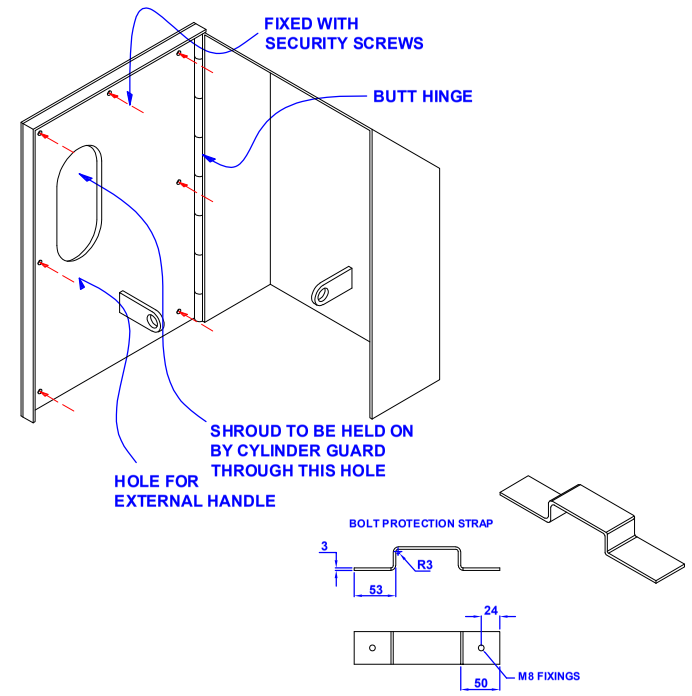

3mm 304 GRADE ST-STEEL

Elevation (B) (l/h side)

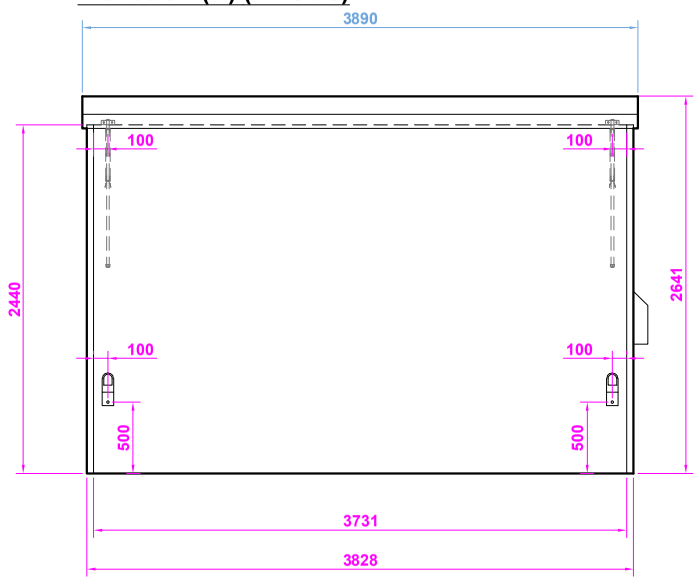

Elevation (D) (r/h side)

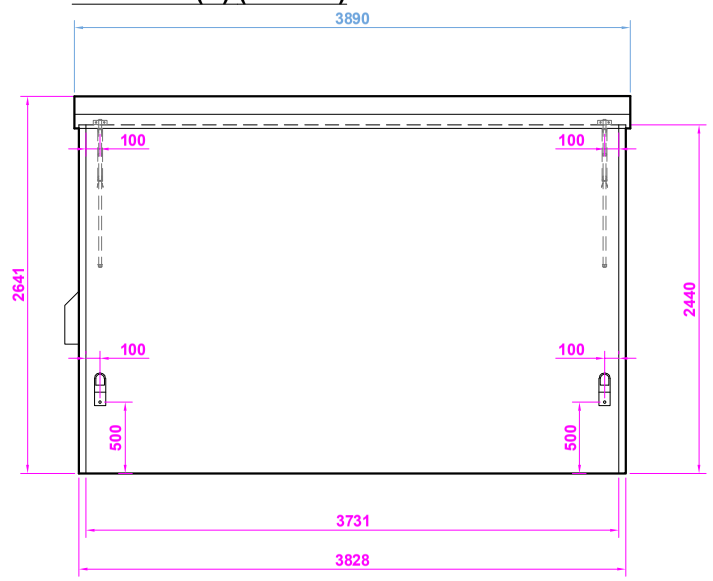

Elevation (A) (front)

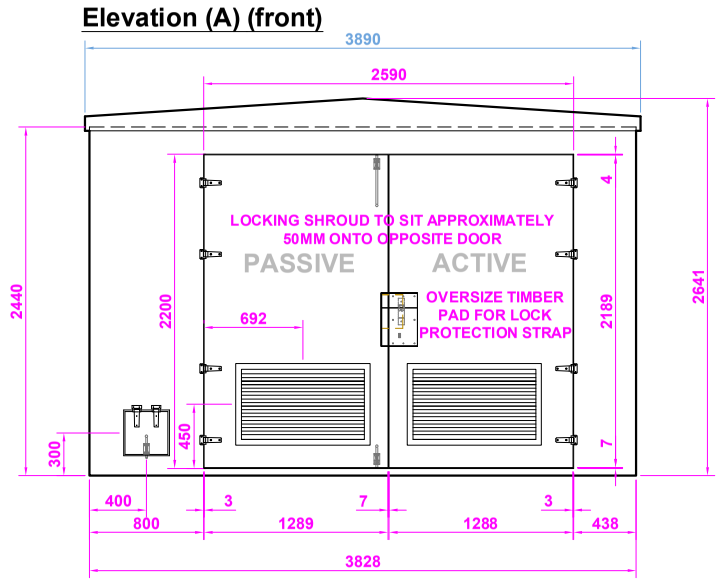

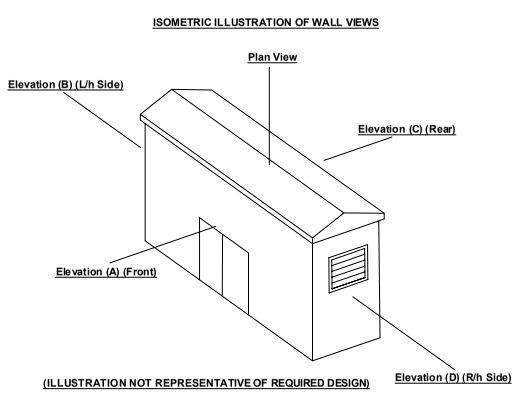

Typical stepped base detail (Recommended)

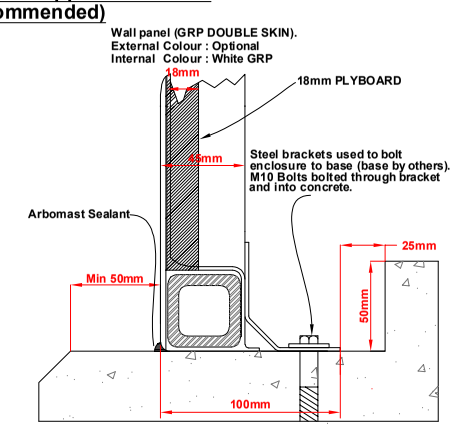

MANUFACTURING INFORMATION

WALLS:	18mm PLY BOARD/ GRP COMPOSITE
WALL U-VALUE:	1.5
ROOF:	12mm PLY BOARD/ GRP COMPOSITE
ROOF U-VALUE:	2.2
BUILD TYPE:	READY BUILT
OTHER INFO:	HALF HOUR FIRE RESISTANCE
	EXPLOSION RELIEF ROOF

PARTS LIST

ASSEMBLY PARTS

ITEM	QTY.	COMMENTS
GRP DOUBLE DOORS	1	2590mm X 2200mm
CYLINDER DEADLOCK	1	C/W LOCK PROTECTION STRAP
NPG HIGH SECURITY ANTI TAMPER LOCK SHROUD	1	
ST-STEEL SPRING TOWER BOLTS	2	EXTENDED @ HIGH LEVEL
ST-STEEL HINGES	8	
DOOR STAY - ST-STEEL	2	C/W EXTENSION ARM
GALV STEEL VENTS 860 X 490mm	2	ELEVATIONS A C/W VERMIN/BIRD MESH (LOW LEVEL IN DOORS)
LOCKABLE CATFLAP 300mm X 300mm	1	ELEVATION A
LIFTING EYES	4	ELEVATIONS B & D
EXPLOSION RELIEF BRACKETS	4	ELEVATIONS B & D

FINISH & COLOUR

	SOURCE	INTERNAL	ROOF	DOOR(S)
FINISH	SEMI GLOSS	GRP	SEMI GLOSS	SEMI GLOSS
COLOUR	TBC	WHITE	TBC	TBC
REF. CODE				

REV.	DATE.	DESCRIPTION.	BY.
C			
B			
A			

Customer : ACHS Building Services Ltd

Scheme : HD7 6HR

Drawing No : E131575_01_AD_GA

Drawing Scale: NOT TO SCALE

Page Size : A3

Build Tolerance : +/- 5mm

FOR ENVICO ENGINEERING USE

Drawn by: J.Albrighton
Checked Technical: D.Morris
Checked Sales: A.Lake
Date: 23/03/26

Envico Engineering

THE DRAWING AND DESIGN IS THE PROPERTY OF ENVICO ENGINEERING LTD. AND WITHOUT THE WRITTEN CONSENT OF ENVICO ENGINEERING LTD. MAY NOT BE COPIED IN WHOLE OR IN PART OR COMMUNICATED TO A THIRD PARTY OR USED FOR ANY PURPOSE. ©