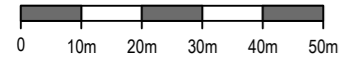


## Site Location Plan

1 : 1250

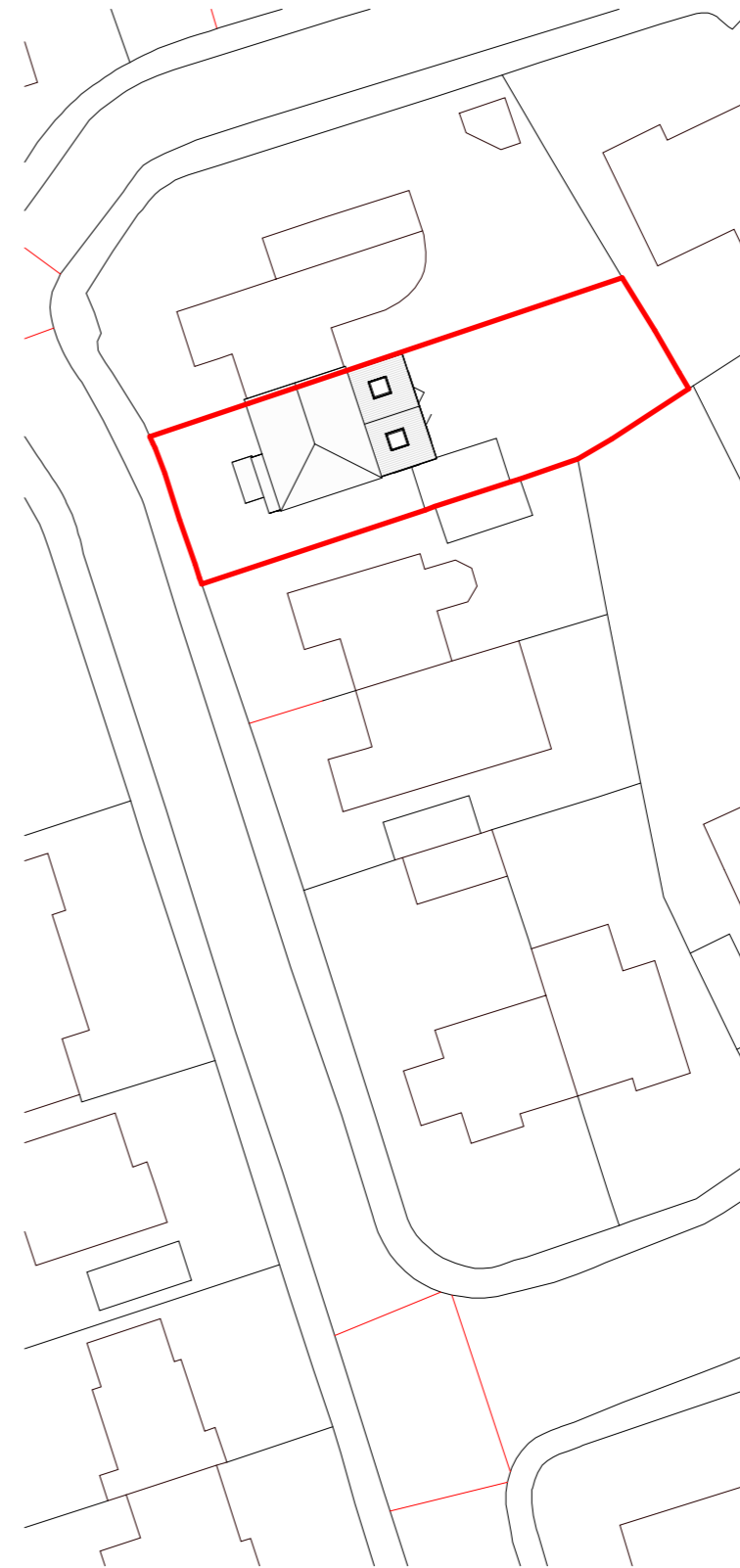
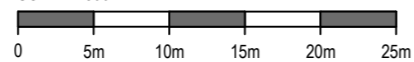
SCALE 1:1250



## Existing Site Plan

1 : 500

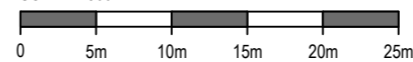
SCALE 1:500



## Proposed Site Plan

1 : 500

SCALE 1:500



### CLIENT

Lewin

### PROJECT

36 Moor Park Avenue, Huddersfield, HD4 7AL

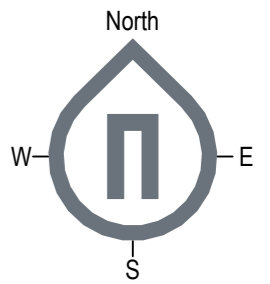
### DRAWING TITLE

Site Plans

### STATUS

S4 - Planning

Proj Ref	Origin	Zone	Level	Type	Role	Num	Status	Rev
17064	BAS	00	00	DR	A	00100	S4	-
Sheet	Scale	Issue Date	Drwn by	Ckd by				
A3	As indicated	10-06-26	AB	AB				



REV	DESCRIPTION	DATE	ISSUED BY
ISSUE/REVISION HISTORY			



Unit 9, Victoria Spring Business Park  
Liversedge, West Yorkshire WF15 6BU

### NOTES

Do not scale from this drawing. Only figured dimensions are to be taken from this drawing. Contractor must verify all dimensions on site before commencing any work or shop drawings. Report any discrepancies to the architect before commencing work. If this drawing exceeds the quantities taken in any way the architects are to be informed before the work is initiated. Work within the Construction (Design & Management) Regulations 2015 is not to start until a Health and Safety Plan has been produced. This drawing is copyright and must not be reproduced without consent of BAS Architects Ltd.

DRAWING STATUS/TYPE KEY	
S0	Feasibility
L	Landscape
S4	Planning
B	Building Survey
D2	Tender
OS	Ordnance Survey
S2	Sketch
D4	Construction
Z	Marketing
B3	As Built
Z	Tenant