

*For the purposes of Planning Consent the following applies to any copy of this drawing made by the Local Authority:
 This copy has been made by and with the authority of the person required to make the plan and drawing open to public inspection pursuant to Section 47 of the Copyright, Designs and Patents Act 1988. Unless that Act provides a relevant exception to copyright, the copy must not be copied without the prior permission of the copyright owner. If any copy is made under the authority only the whole drawing including the copyright holder's name and this notice, is to be copied.*

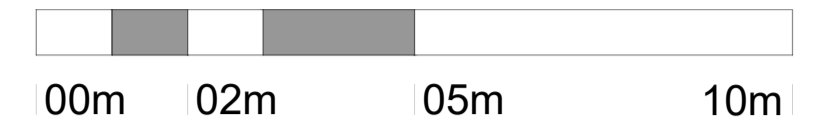
ELM STREET

COMMERCIAL ROAD

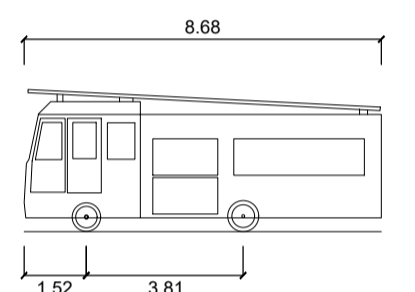
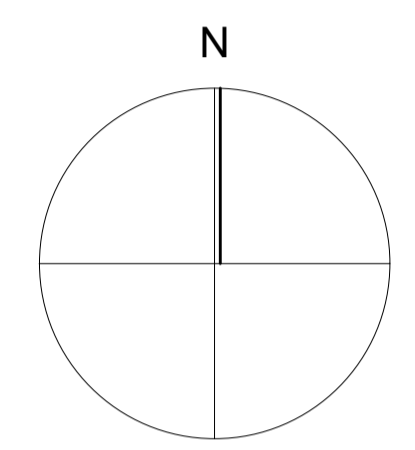
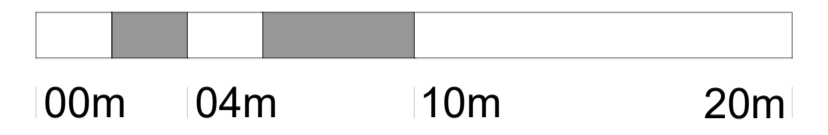
pedestrian Crossing



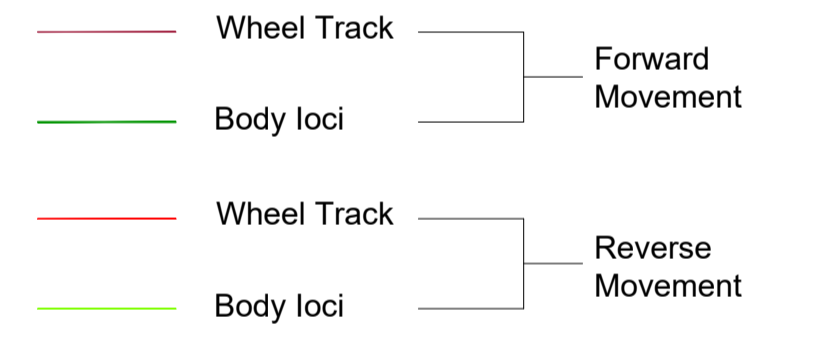
Drawn Scale 1:100



Drawn Scale 1:200



DB32 Fire Appliance	
Overall Length	8.680m
Overall Width	2.180m
Overall Body Height	3.452m
Min Body Ground Clearance	0.337m
Max Track Width	2.121m
Lock to Lock time	6.00s
Kerb to Kerb Turning Radius	7.910m



Access for pumping appliance. Hose length should be provided within 45m of all points inside the dwelling

Issue Purpose: PLANNING APPLICATION

AHJ architects
 The Courtyard
 12a Commercial Road
 Skeelantorpe
 Huddersfield
 HD8 9AA
 www.ahjarchitects.co.uk



Client	Mr Hellawell	Issued From	
Project	2363 - Commercial Road - Outline Residential	Date	June 2026
Title	Fire Appliance Tracking	Scale	1:200 @ A1
Drawn	BH Auth	Revision	BH

2363 - D - 20 - 004