






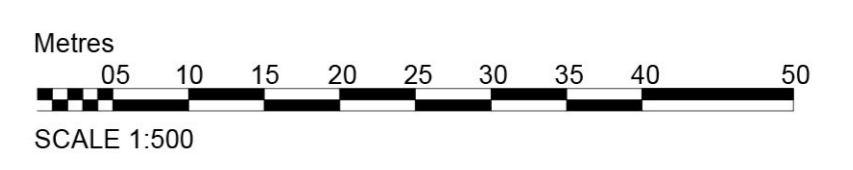
BIODIVERSITY FEATURES

Features to the Mill Building

-  **Bat Boxes**
Directly below eaves, not directly over a window
-  **Sparrow Terraces**
>4m above ground, not directly over a window
-  **Swift Bricks**
Directly below eaves, not directly over a window

Features to Existing Trees

-  **Bat Boxes**
-  **Open Fronted Bird Boxes**
-  **Hole Entrance Bird Boxes**



Unit 6, Longley Lane
Northenden, Manchester
M22 4WT
T: 0161 946 0808
E: design@barneswalker.co.uk
W: www.barneswalker.co.uk

DWG NO. M3320-PA-05-V6
CLIENT: Holroyd Homes
WORK STAGE: Planning
SCALE: 1:500@A1

DWG TITLE: LANDSCAPE & ECOLOGICAL DESIGN STRATEGY
PROJECT TITLE: Hinchcliffe Mill, Holmbridge
DATE: 11.2025
DRAWN BY: AC
CHECKED BY: MU

V4_ Updates following Kirklees comments_29.04.26_ac
V5_ Updates following Kirklees comments_01.05.26_ac
V6_ Updates following client comments_19.05.26_ac

© This drawing, the graphics and the landscape works and ideas depicted therein remains the copyright of Barnes Walker Limited and may not be used, copied in whole or part, or amended without prior written permission of Barnes Walker Limited. All dimensions are to be checked on site and in the event of any discrepancy refer to Barnes Walker Limited.

