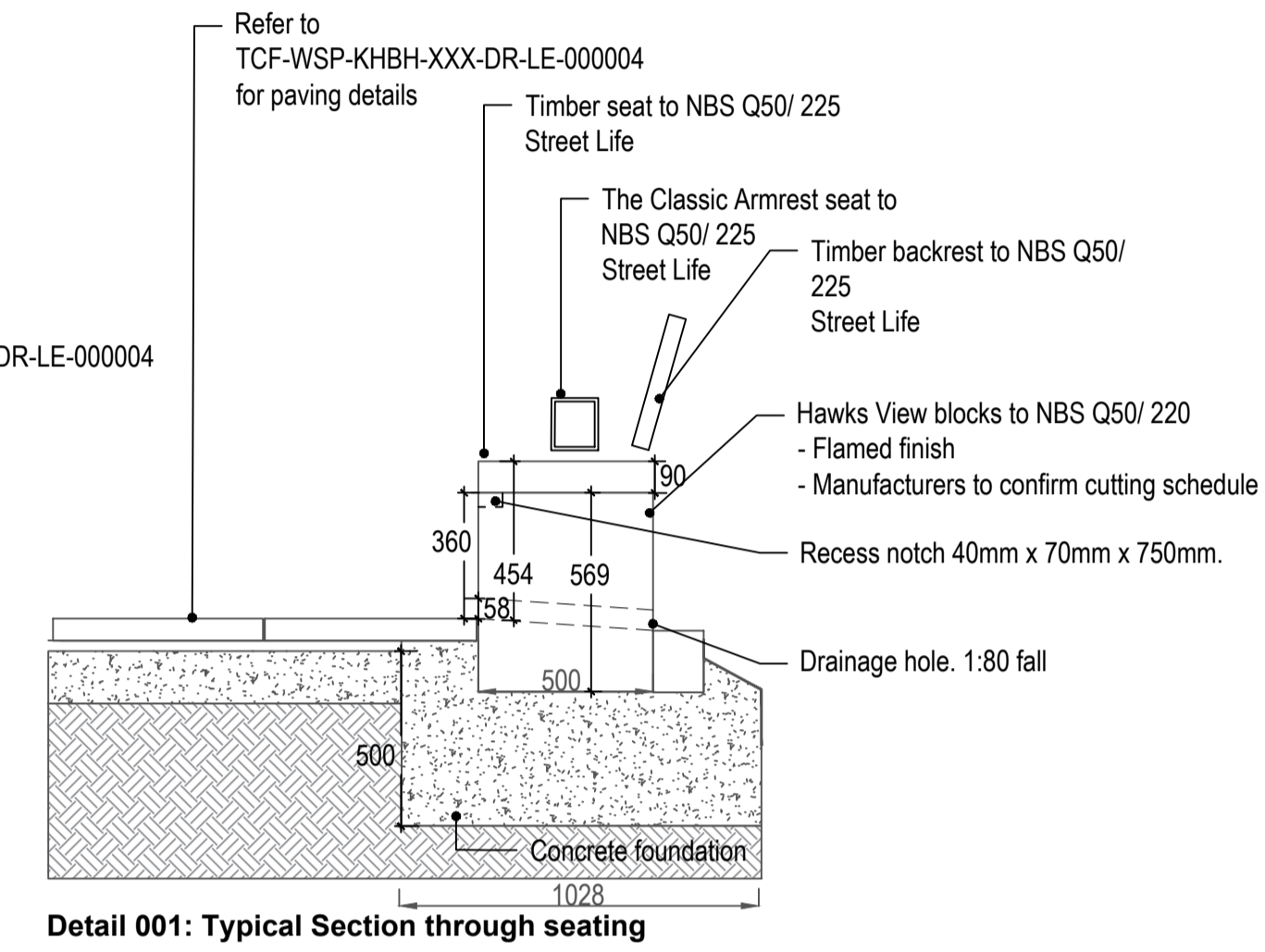
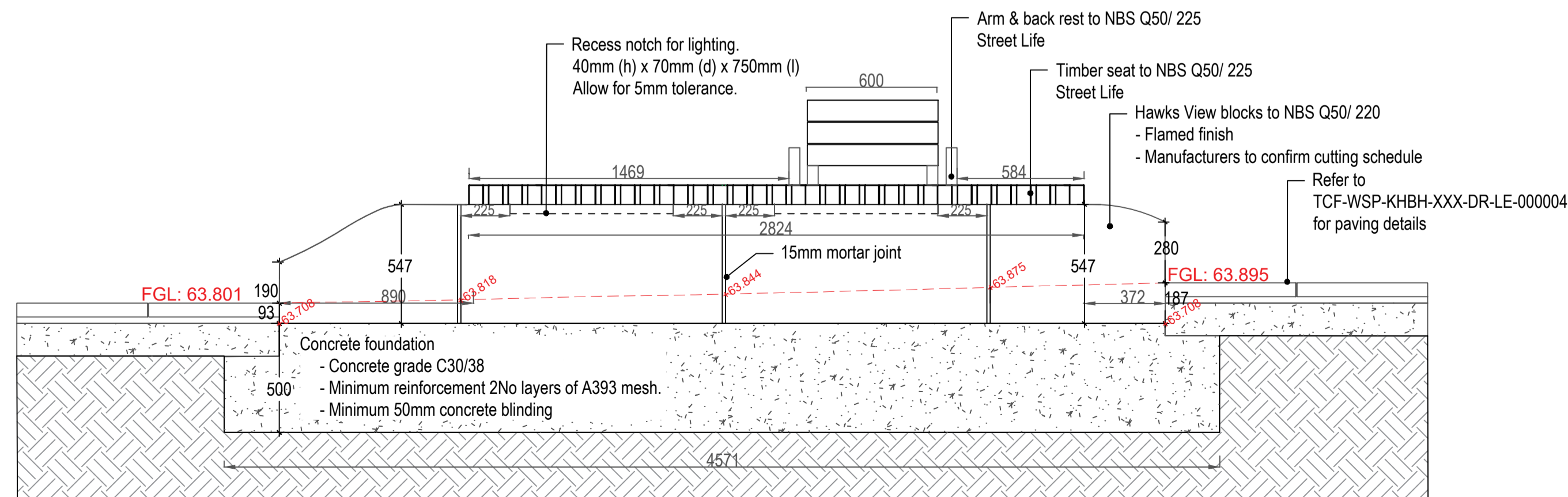
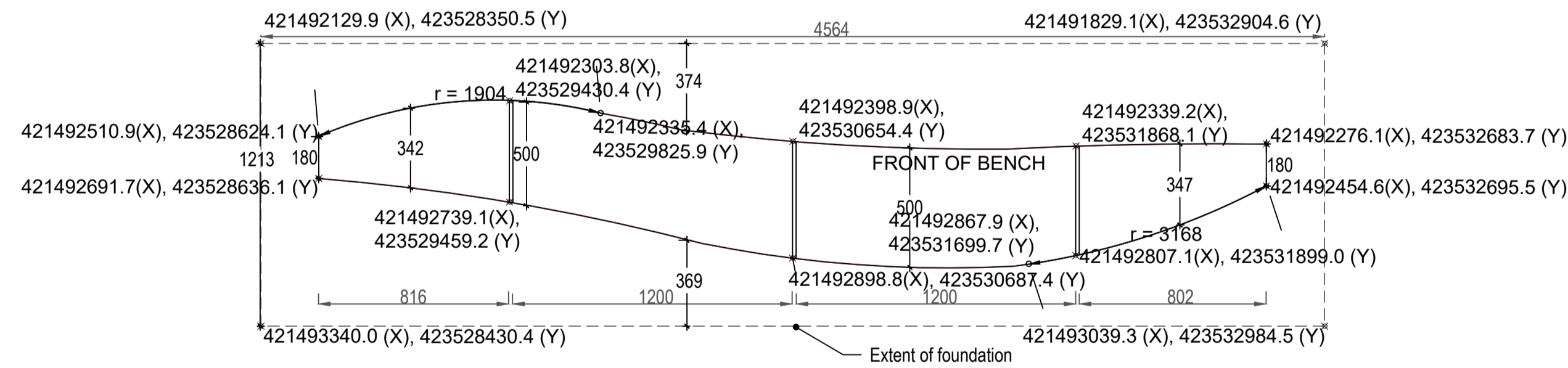


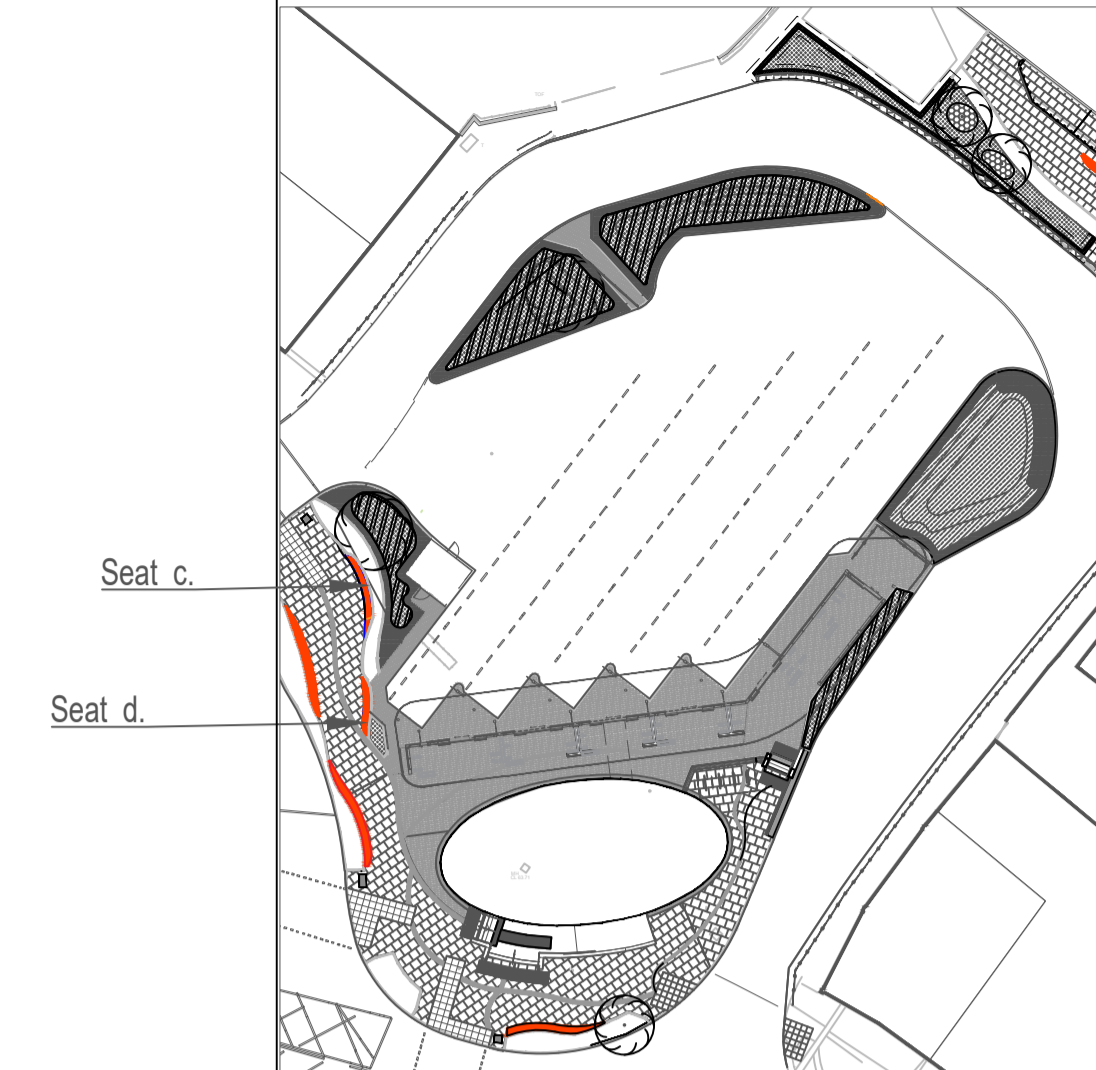
Detail: **Bench C: Design Intent**
Final design drawings by manufacturer



Detail 001: Typical Section through seating



Detail: **Bench D: Design Intent**
Final design drawings by manufacturer



NOTE: All dimensions are in millimeters.

This drawing has been developed with the named manufacturer (Marshall's) and the specific products selected in discussion with the maintaining authority. In this instance an alternative supplier/product may not be acceptable, and if proposed the Contractor should allow a minimum period of 13 weeks for agreement of changes in specification and drawings.

This drawing is a design intent drawing and the Contractor should engage with the supplier to produce final construction/manufacture drawings for submission to the Project Manager. The drawings must be approved by the Project Manager prior to commencing manufacture, and the period for reply stated in the contract shall apply to this submission.

REV	DATE	BY	DESCRIPTION	CHK	APP
C11	11/11/25	LA	Added lighting notches and additional coordinates	LA	RW
C10	28/10/25	MY	Removal of lighting features	LA	RW
C09	21/10/25	LA	Amendment to lighting dimension	RW	KM
C08	11/09/25	LA	Foundations updated to be rectilinear	RW	KM
C07	20/06/25	LA	Amendment to foundation of bench 'b' & 'c'	RW	KM
C06	19/06/25	LA	Amendment to lighting detail	RW	KM
C05	12/06/25	LA	Addition of lighting detail and levels	RW	KM
C04	28/04/25	LA	Addition of memorial plaque to bench 'c'	RW	KM
C03	04/04/25	LA	Amendment to seat c. as per As-builts	RW	KM
C02	30/10/24	LA	Conservation kerb removed from design	RW	KM
C01	20/09/24	LA	Issue for construction	RW	KM
REV	DATE	BY	DESCRIPTION	CHK	APP

DRAWING STATUS: A - FIT FOR CONSTRUCTION



CLIENT: Heckmondwike Bus Hub

TITLE: Landscape Design - Seating Detail Sheet 2 of 3

SCALE @ A1:	CHECKED:	DESIGNED:	DRAWN:	DATE:	APPROVED:
1:20	RW	LA	LA	NOV25	KM
PROJECT NO:	DESIGNED:	DRAWN:	DATE:		
70079085	LA	LA	NOV25		
DRAWING NO:					REV.
TCF-WSP-KHBH-XXX-DR-LE-000006					C11

© WSP UK Ltd

File name: I:\UK\WSP\GROUP\COMMON\DATA\PROJECTS\70079085\000712 - HECKMONDWIKE SS - RBA\03 WPLA\LANDSCAPE ARCHITECTURE\03 CAD\BIM\MODEL\SRIBA - MODEL\TCF-WSP-KHBH-XXX-DR-LE-000006 - SEATING DETAILS_C011.DWG, printed on: 11 November 2025, 16:38:04, by: Advocat, Laura