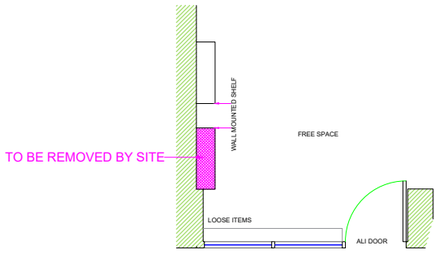

EXISTING (PART) PLAN

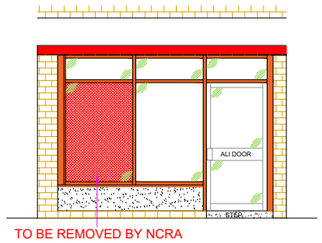

EXISTING ELEVATION

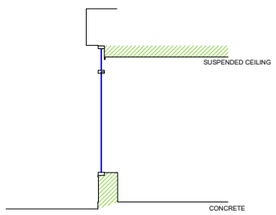

EXISTING SECTION VIEW A-A

0 1 2 3 4 5 6 7 8 9 10

Scale in Metres Scale 1:100

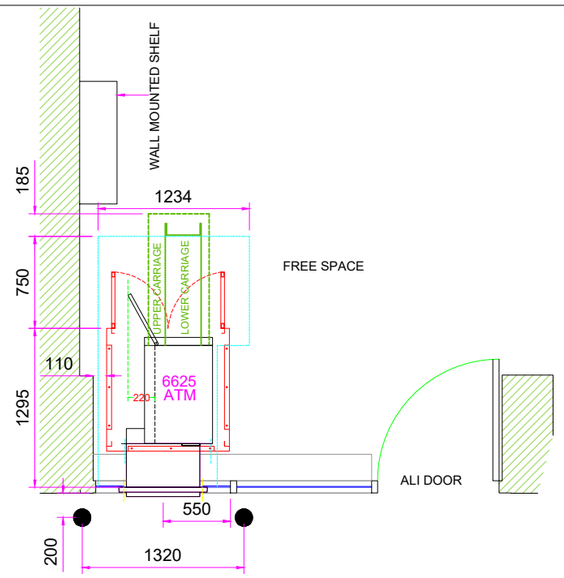

PROPOSED (PART) PLAN

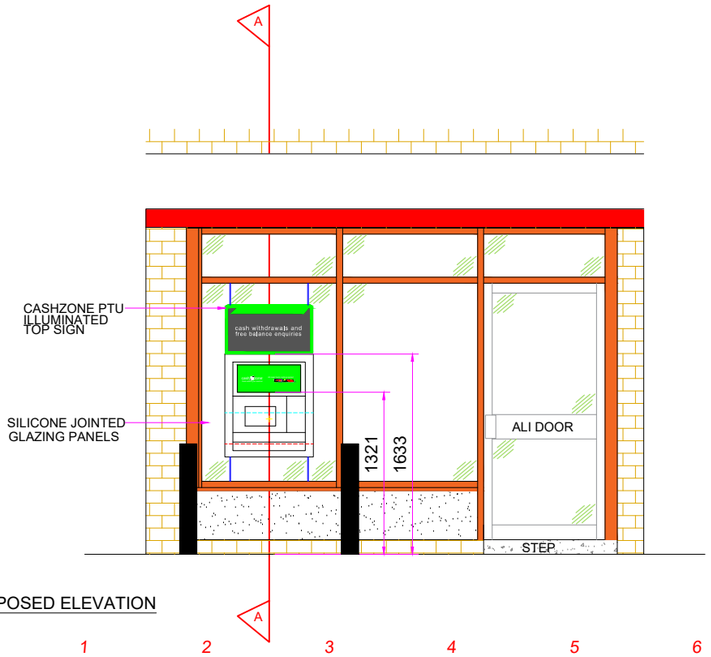

PROPOSED ELEVATION

0 1 2 3 4 5 6 7 8 9 10

Scale in Metres Scale 1:50

DO NOT SCALE EXCEPT FOR PLANNING AND BUILDING REGULATION PURPOSES

GENERAL NOTES

LIGHTING :-
ALL LIGHTING TO BE POSITIONED TO AVOID DIRECT GLARE ON THE EYES OF THE USER AND UNWANTED REFLECTIONS FROM THE SCREEN OR OPERATING FEATURES. GLARE FROM LIGHTING TO BE AVOIDED.
SIGNAGE :-
ALL SIGNAGE TO CONFORM TO BS 8300:2001 SECTIONS 9.2.2 LOCATION & DESIGN OF SIGNS & INFORMATION AND 9.2.3 VISUAL SIGNS.
ALL NEW GLAZING CONFORMS TO BS 6206.
ALL ELECTRICAL WORK CONFORMS TO BS 7671.

IT IS ASSUMED THAT ALL PRELIMINARY WORKS CARRIED OUT / CONTRACTED BY THE SITE OWNER (SHOULD THEY BE REQUIRED BY THE PROJECT) ARE COMPLETED IN ACCORDANCE WITH CURRENT BUILDING REGULATIONS 2010 AND AMENDMENTS THEREAFTER

SITE NOTES

FLOOR CONSTRUCTION: CONCRETE

TTW INSTALL
REMOVE EXISTING LARGE L/H/S GLAZING PANEL (IS CRACKED - GLAZING SURVEY TO ASSESS ITS REMOVAL)
INSTALL: NEW SILICONE JOINTED GLAZING PANELS, GLAZING COLLAR, ATM ENCLOSURE, 26MM FLOOR PLATE ON TIMBER PACKERS, ATM, ELECTRICS AND ILLUMINATED SIGNAGE
MAKE GOOD INTERNAL APERTURE WITH WHITE PLASTIC TRIM

REV.01 - SCAN PROPOSED GROUND TO FRONT OF ATM PRIOR TO & DURING EXCAVATION
EXCAVATE : 2xSECTIONS OF ASPHALT AND INSTALL 2x BOLLARDS

NOTE:
- NO ASBESTOS REG. NCRA TO ARRANGE ASBESTOS SURVEY PRIOR TO FURTHER SURVEYS AND INVASIVE WORKS COMMENCING
- ALL PROPOSED ATM INSTALL WORKS MUST ALLOW FOR FULL ATM SERVICE CLEARANCE INC. FULL RACK OUT OF REAR DISPENSERS
- CASH ZONE REQUESTED ILLUMINATED SIGNAGE
- CASH ZONE REQUESTED THROUGH GLAZING / NO SHUTTERS / NO GRILLE REQUIRED
- NCRA SURVEYOR CONFIRMED EXISTING GLAZING PANEL TO BE REMOVED IS CRACKED / GLAZING SURVEY REQUIRED TO ASSESS ITS REMOVAL AND REPLACEMENT.
- SITE TO REMOVE ALL LOOSE ITEMS IN ATM INSTALL LOCATION / REMOVE SIGNAGE LOCATED INTO GLAZING PANEL
- ATM ENCLOSURE INSTALLED FOR IMPROVED SECURITY TO ATM / RED ZONE & NO SHUTTERS / ENOUGH SPACE TO INSTALL
- FOR ATM ELECTRICS / SEE ELECTRICAL SURVEY

WORK TO BE CARRIED OUT BY SITE

PROVIDE FULL ACCESS FOR ASBESTOS, ELECTRICAL AND GLAZING SURVEYS
REMOVE 1 X WALL MOUNTED SHELF FOR FULL ACCESS INTO ENCLOSURE
REMOVE ALL LOOSE STOCK IN ATM INSTALL LOCATION
REMOVE SIGNAGE OUT OF EXISTING GLAZING PANEL

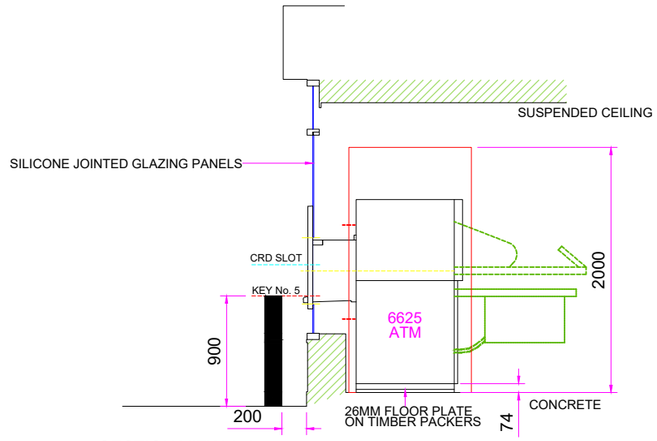

SECTION VIEW A-A

SITE ADDRESS
POST OFFICE,
9 ST PETERS PARADE,
EARLSHEATON,
WF12 8LW

TITLE
PROPOSED AUTOMATED TELLER MACHINE (ATM)
INSTALLATION FOR CASHZONE

DRAWN	DATE	SCALE
AG	03/03/2026	VARIOUS @A3
REF/DRG No.	SHEET	REVISION
E030727		01

REVISION	DESCRIPTION	DATE	BY
04			
03			
02			
01	CAD AMENDED TO SHOW 2X BOLLARDS TO ATM FRONTAGE - AS PER CUSTOMER REQUEST	14/04/26	KG

drawing approval

NAME:-	
POSITION:-	APPROVED:-
DATE:-	SIGNED:-

NCR ATLEOS