

RISK ASSESSMENT		Nature of Safety Subject /Activity: Working at height	
AUTHORED BY:	Mick Daynes	APPROVED BY:	Stephen McCann
POSITION:	Safety Advisor	POSITION:	Safety Advisor
DATE:	30.10.2025	DATE:	30.10.2025

HAZARD IDENTIFICATION	
HAZARD (VISUAL IDENTIFICATION):	HAZARD TASK: (DESCRIPTION OF ACTIVITY):
	Soft stripping, Remote and Top-Down Demolition.










PERSONS EFFECTED BY THE WORKS						
PERSONS EXPOSED:	PERSONS CARRYING OUT THE TASK	☐	OFFICIAL VISITORS		NUMBER EXPOSED:	Variable
	ON-SITE STAFF		MEMBERS OF THE PUBLIC			
	SUB-CONTRACTORS		YOUNG PERSONS		DURATION AND FREQUENCY OF EXPOSURE:	Variable
	DRIVERS		OTHER			

RISK EVALUATION							
SEVERITY (S)	Risk Factor (RF)						
(6) Multi-fatal	6	12	18	24	30	36	Very high risk
(5) Fatality	5	10	15	20	25	30	
(4) Major	4	8	12	16	20	24	High risk
(3) Notifiable	3	6	9	12	15	18	
(2) Minor	2	4	6	8	10	12	Medium risk
(1) Negligible	1	2	3	4	5	6	
(1) Very rare							Medium risk
(2) Remote							
(3) Occasional							Low Risk
(4) Regular							
LIKELIHOOD (L)							Safe condition.

HAZARD:	CONSEQUENCES WITH NO CONTROL MEASURES	Initial risk rating			CONTROLS	Present risk rating		
		S	L	RF		S	L	RF
Falling from height	Potential of death, or major or specified injuries Fall from height into the structure, onto the towpath, or into the water.	6	5	30	<p>All operatives are to have to work at height and harness inspection training.</p> <p>Harness and inertia reel to be used while working on the roof and scaffolding.</p> <p>PASMA trained ops to erect mobile towers.</p> <p>Scaffolding to be erected and checked by a trained person[s]</p> <p>Inspections to be carried out as per regulations.</p> <p>All harnesses to be tested and in date.</p> <p>Daily checks to be carried out. Operatives to be competent in working at height and use of a harness.</p> <p>Edge protection, scaffolding, harnesses, rescue plan</p> <p>Specialist "Working Near Water" toolbox talk, life jackets immediately available.</p>	6	2	12

Falling materials	Major or specified injuries	4	5	20	Any materials/tools s will be secured.	4	1	4
Bad storage of materials								
Poor housekeeping								

PERSONAL PROTECTIVE EQUIPMENT REQUIREMENT

								
-	BS EN 20345	BS EN 20471 Class-2	BS EN 407	BS EN166 B	BS EN 11612	EN 352-2	ABEK1 Charcoal Filter	-

Remember: A RISK ASSESSMENT IS ONLY AS GOOD AS EVERYONE CONCERNED PUTTING IT INTO PRACTICE.

Monitoring:	<p>The persons responsible for maintaining a safe place of work are:</p> <ul style="list-style-type: none"> • Overall – Director, Mr • Implementation, monitoring and arrangements: - Manager
-------------	--

ADDITIONAL INFORMATION

All work at height should be assessed. The best way to manage the risks inherent with working at height is to eliminate the need to work at height altogether. This can be achieved by:

Modifying a work process, e.g. cleaning windows from the ground by pole cleaning rather than off ladders.

Modifying a design, e.g. erecting guardrails or steelwork at ground level and then craning the steel and guardrails into place.

In most instances in the construction industry, avoidance will not be possible and control measures for working at height will be required.