




**ALL BOARDED PLATFORMS TO HAVE TOE BOARDS & DOUBLE HAND RAILS**



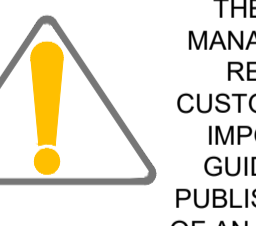
**SCAFFOLD TO BE ERECTED IN ACCORDANCE WITH TG20:21, BS EN 12811 OR MANUFACTURERS GUIDELINES**




**THE SCAFFOLDING SUPERVISOR MUST ENSURE THAT A SAFE SYSTEM OF WORKING IS ADOPTED AT ALL TIMES**



**SCAFFOLD TO BE TIED/FIXED IN ACCORDANCE WITH TG4:25 (ANCHORING SYSTEMS FOR SCAFFOLDING)**



**THE CONSTRUCTION (DESIGN & MANAGEMENT) REGULATIONS 2015, REQUIRE THAT WE MAKE THE CUSTOMER AWARE OF THEIR DUTIES IMPOSED BY THE REGULATIONS. GUIDANCE ON YOUR DUTIES ARE PUBLISHED BY THE HSE IN THE FORM OF AN APPROVED CODE OF PRACTICE**



**LADDER ACCESS TO BE INSTALLED IN ACCORDANCE WITH SG25:20**

**NOTES:**  
This drawing is confidential and is the exclusive property of JM Scaffold Design LTD.

No unauthorised use, copy or disclosure is to be made and is to be returned upon request.

The customer should check that we have correctly interpreted his / her requirements and that all loadings, dimensions, details, erection and striking sequences, etc, are correct and practicable.

The customer is to ensure that the ground, structure and / or base provided for our scaffold is adequate to support the loads applied without settlement, including the provision for any necessary spreaders.

**Drawing Notes:**

READ ALL NOTES ON DRAWING.

ALL bracing / restraints are to be installed as per drawing.

All design and erection of scaffolds are to conform with the following British Standards and Codes Of Practices where applicable:

- BS EN 39:2001 Loose steel tubes for tube and coupler scaffolds - Technical delivery conditions
- BS 2482:2022 Specification for timber scaffold boards
- BS EN 12811-1:2021 Temporary works equipment - Part 1: Scaffolds - Performance requirements and general design
- BS EN 12812:2021 Falsework - Performance Requirements and General Design
- BS EN 1991-1-1:2002 Eurocode 1: Actions on Structure - Part 1-1: General Actions - Densities, Self-weight, Imposed Loads for Buildings

**Loads for Buildings**

- BS EN 1991-1-3:2025 Eurocode 1: Actions on Structure - Part 1-3: General Actions - Snow Actions
- BS EN 1991-1-4:2010 Eurocode 1: Actions on Structure - Part 1-4: General Actions - Wind Actions
- BS EN 1993-1-1:2022 Eurocode 3: Design of steel structures - Part 1-1: General rules and rules for buildings
- TG20:21 Design Guide - Technical Guidance on the use of BS EN 12811-1
- SG04:22 Preventing Falls in Scaffolding
- SG25:20 Access and Egress from Scaffolds
- CG06:20 Scaffold Design

**LOAD BEARING COUPLERS MUST BE USED ON ALL TIE RELATED COMPONENTS UNLESS OTHER WISE SHOWN / STATED**

Unless stated otherwise genuine products / components are to be used to ensure that structural performance can be guaranteed.

No alteration in or which may effect the loading is to be made without reference to JM Scaffold Design.

Dimensions:  
All dimensions are in mm and centre to centre unless otherwise stated.

Written dimensions will take precedence over scaled dimensions

All third party checks to be carried out by the client. JM Scaffold design takes no responsibility for third party checks.

Client is to ensure scaffolds adhere to the provided design. JM Scaffold Design takes no responsibility for changes to the design that have not been approved.

CLIENT: <b>Leeds Access</b>	
PROJECT: <b>Turnbridge Mills, Huddersfield</b>	
DRAWING NO. <b>JM26-0047-C</b>	
DRAWN BY: <b>James Morgan</b>	CHECKED BY: <b>James Nickson</b>
DESIGN STATUS <b>Construction</b>	
DATE: <b>19-2-2026</b>	SCALE: <b>1:75@A1</b>
REVISION: <b>B</b>	



**SCAFFOLD DESIGN**