




RISK ASSESSMENT	Nature of Safety Subject /Activity:	
-----------------	-------------------------------------	---

AUTHORED BY:	Mick Daynes	APPROVED BY:	
POSITION:	Safety Consultant/trainer	POSITION:	CONTRACTS MANAGER
DATE:	29-10-2025	DATE:	
SIGNATURE:		SIGNATURE:	

HAZARD IDENTIFICATION

HAZARD (VISUAL IDENTIFICATION):	HAZARD TASK: (DESCRIPTION OF ACTIVITY):
	Soft stripping, Remote and Top-Down Demolition.

PERSONS AFFECTED BY THE WORKS

PERSONS EXPOSED:	PERSONS CARRYING OUT THE TASK	<input type="checkbox"/>	OFFICIAL VISITORS	<input type="checkbox"/>	NUMBER EXPOSED:	20+
	ON-SITE STAFF	<input type="checkbox"/>	MEMBERS OF THE PUBLIC	<input type="checkbox"/>		
	SUB-CONTRACTORS	<input type="checkbox"/>	YOUNG PERSONS	<input type="checkbox"/>	DURATION AND FREQUENCY OF EXPOSURE:	Everyday 24 weeks
	DRIVERS	<input type="checkbox"/>	OTHER	<input type="checkbox"/>		

RISK EVALUATION

SEVERITY (S)	Risk Factor (RF)							
(6) Multi-fatal	6	12	18	24	30	36	Very high risk	Very high risk
(5) Fatality	5	10	15	20	25	30	High risk	Intolerable – Do not start work
(4) Major	4	8	12	16	20	24	High risk	Intolerable – Do not start work

(3) Notifiable	3	6	9	12	15	18	High risk	Work can commence with a reassessment of the risk levels and direct supervision
(2) Minor	2	4	6	8	10	12		
(1) Negligible	1	2	3	4	5	6	Medium risk	Tolerable: reduce where practicable
(1) Very rare	(2) Remote			(5) Frequent				
	(3) Occasional		(4) Regular		Low Risk			Safe condition.
LIKELIHOOD (L)								
HAZARDS:	CONSEQUENCES WITH NO CONTROL MEASURES	Initial risk rating			CONTROLS	Present risk rating		
		S	L	RF		S	L	RF
Moving plant	Death Potential for serious injury or fatality if persons hit by plant	6	4	24	<p>Induction to include detailed safety instructions on how to work around the plant and where the plant will be operating.</p> <p>All plant operators will have CPCS or equivalent operator safety training.</p> <p>Any operatives working with the plant will have CPCS or CCDO training to ensure the ability to work safely around the plant.</p> <p>Plant and pedestrian routes will be segregated by physical barriers where reasonably practicable.</p> <p>Controlled zones for plant operations will be set up and carefully managed.</p> <p>Signage indicating where the plant could be working will be displayed around the work area.</p> <p>High-visibility clothing will be worn by all operatives on site.</p>	6	1	6
Working with/ maintaining plant.	Potential for injury/death from working on plant e.g. trapping a person's limbs within attachments or other moving parts of the plant.	6	5	30	<p>Only trained and competent operatives will attempt to maintain/repair the plant or attach/detach equipment.</p> <p>The plant will be regularly checked for maintenance issues in accordance with PUWER (1998) and records will be kept.</p> <p>The plant will be completely isolated before operatives are allowed to work in their immediate vicinity.</p> <p>Safe working spaces for plant operations will be set up and carefully managed.</p> <p>All operatives will wear safety boots, gloves, and overalls for foot, hand, and skin protection.</p>	6	1	6

lighting	Potential for injury, slips, trips, and falls	3	3	9	Task lighting will be supplied and used in areas deemed necessary.	3	1	3
Construction dust	Respiratory injury	4	3	12	Dust suppression will be used where required. , Dust Cannon/hose for external work. Operatives will incorporate other dust reducing methods where possible, avoiding dry sweeping. Operative to use of RPE,[P3 Filters] as a last resort, if required. All operatives will have in date face-fit test and be clean shaven. Where required and as necessary continual dampening down using fine water spray on to activity areas creating dust. Use the Moto Fog machines/Hose to constantly dampen all activity areas. Provision of protection sheets and boards, signs and control barriers to prevent access of non-work operatives or more importantly improperly equipped operatives. Use safety glasses or goggles to prevent dust getting into the eyes. On-site training given to instruct when the equipment is required and its correct use.	4	1	4
Moving vehicles	Death Potential for serious injury or fatality if persons hit by vehicles	6	4	24	All vehicles report to the site office Regulated tipping/collection points Only designated vehicle and pedestrian routes will be used. An operative will be used as a banksman to escort vehicles at any points that vehicles need to cross pedestrian routes	6	2	8
Traffic movements-external and deliveries	Death Potential for serious injury or fatality if persons hit by vehicles	6	4	24	Vehicles will be escorted in/out of site by an operator acting as a banksman where necessary	6	2	12
Uncovering of material suspected to contain asbestos	Potential for exposure/contamination of operatives. Asbestos present in the building; all may not have been discovered.	6	4	24	All operatives are to be a minimum 1-day asbestos awareness trained and are to work diligently. If suspected; work shall cease until the nature of the suspect material; has been established The affected areas will be closed off and warning notices posted. Asbestos will then be removed by certified operatives	6	1	4

Unplanned contact with ACM	Inhalation of asbestos fibre Asbestosis	6	3	18	Review the R&D survey prior to demolition works, and identify and sticker ACM in the area. If suspected ACMs are found, leave and isolate the area, report to the site manager.	6	1	6
Demolition of equipment/structures (Drop Zones)	Falling objects/projectiles Collapse of structure Death Broken limbs Cuts, abrasions Debris/tools falling into the canal water or onto the towpath/bank	6	5	30	Drop zones are to be established to consider the projectile of items from loads been dropped as well as items impacting other items whilst being dropped. Drop zones are to be segregated and signage be displayed Marshal to be present at all times outside of the drop zone managing the area and preventing unauthorised access All overhead items are to be left safe and secure prior to entering the personnel into the drop zone No persons are to work underneath a temporary demolished structure Structures are to be left safely and supported when demolition work is not taking place. Exclusion zones, debris netting/sheeting, Robust hoarding/fencing along the canal edge. "No-Go Zone"	6	1	6
Fire	Potential for multiple deaths and serious injury	6	3	18	No naked flames around the fuelling area Fire alarm systems set up around the site All operatives are to be briefed on fire safety procedure Fuel store to be locked when not in use. Dry powder fire extinguishers to be in place. Certified fire marshall on-site at all times. Hot works permits to be issued.	6	1	6










Structural instability	<p>Potential for injury/death.</p> <p>Uncontrolled collapse into the canal, damaging bank/retaining wall or structure below water level (e.g., basement)</p>	6	4	24	<p>Provision of control barriers and warning signs to define specific work site areas, drop zones and exclusion zones. Continuous on-site monitoring during the progress of the work. Installation of props to be checked and must conform to the structural engineer's drawings.</p> <p>Props installation signed off, and permit to load to be issued in accordance with the TW procedures. Props to be checked 2 times daily.</p> <p>The operator must hold the appropriate CPCS Demolition Plant Card (D90) for the machine they operate. Evidence of training and competence must be provided.</p> <p>The agreed sequence of demolition to be followed.</p> <p>All manufacturers' specifications concerning safe working limits must be strictly adhered to. Demolition will be in accordance with BS 6187:2011</p>	6	1	6
Live Services	<p>Electrocution</p> <p>Electric Shock</p> <p>Fire</p> <p>Explosion</p> <p>Death</p> <p>Burns</p> <p>Property Damage</p>	6	5	30	<p>Ensure isolation certs in place prior to demolition</p> <p>Live services which remain are identified.</p> <p>Any unidentified services in the area should be left, work stopped and H/S Manager contacted</p>	6	1	6
Electricity	<p>Slips, Trips</p> <p>Electric Shock</p> <p>Sprains, Strains, Broken limbs</p> <p>Death</p> <p>Burns</p>	6	3	18	<p>Leads to be run neatly and along the roof or overhead height if/ where practicable.</p> <p>All lead junction boxes, power tools to be pre-use inspected for defects before use.</p> <p>All electric equipment to have a valid portable appliance test and be in date.</p> <p>Defective equipment to be quarantined and supervisor informed.</p> <p>Only trained and competent personnel to use electrical equipment/ power tools.</p> <p>All electrical equipment to be 110v only.</p>	6	1	6
		6	1	6		6	1	6

Access / Egress Housekeeping	Slips, Trips, Falls Strains/sprains Broken limbs Unauthorised access	3	5	15	Adhere to site walkways, keep fire exits clear Work area to be kept tidy and all debris cleared away as soon as possible. Walkways to be kept clear of materials and debris Safety Boots are to be worn and in good condition ensuring plenty of grip on sole and steel toecap s3 Cables to be run tidy and at height where possible as to prevent trailing cables Hoses to be kept off the floor away from access areas Work area to be suitably segregated and signage in place with barriers to prevent unauthorised access to the area All operatives to be made aware of uneven floor surfaces in the area	3	1	3
						6	1	6
Remote and mobile plant.	Contact with people plant Overturn Contact with structures Equipment failure Crushing Death Property damage	6	5	30	Operatives to hold training to operate plant Record of thorough examination to be in place for plant Pre-use inspection prior to use Review the area for overhead obstruction such as pipe bridges and structures prior and during use Review area for suitable ground conditions including the identification of drains, plinths prior to use Ensure the ground is suitable for loading and manoeuvring of plant Machine to be isolated when operatives enter into the working zone of plant to clear/load materials Whilst in operation, the area around plant to be segregated and no persons apart from direct banksman are to be present within that area No persons are to work under/pass under arm, bucket, of plant at any time	6	1	6
CoSHH and environmental protection.	Potential for people or environment being affected by work processes Release of fuels, oils, chemicals, or un-removed asbestos/lead into the water.	3	5	15	Operatives will be briefed on the CoSHH assessments during induction. The CoSHH assessments will be made available. PPE will be worn where necessary. All fuels will be held in bunded bowsers. A spill kit will be made available and used in the event of any spills. Plant drip trays with 110% capacity. Spill kits (specifically for water) placed adjacent to the canal. Isolation of all utilities (gas, water, electric) before work	3	1	3

Noise	<p>Potential for damaging hearing when operating plant, machinery, and tools.</p> <p>Nuisance/disruption to the working operatives from site work</p>	3	4	12	<p>An assessment of the noise level will be carried out by competent operatives. Where the noise levels exceed 80db, operatives will wear ear protection.</p> <p>Plant used only between 8.00 am and 5 pm.</p> <p>Noise monitoring will be carried out.</p>	3	1	3
Use of tools and equipment. Risk of injury to operatives	<p>Risk of injury to personnel</p> <p>Risk of injury to eyes</p>	4	4	16	<p>Operative to be familiar in the use of the selected tool</p> <p>Tool to be fit for purpose and not misused</p> <p>Tools to be pre-use inspected</p> <p>Damaged equipment to be removed from use and quarantined</p> <p>Operative to wear eye protection and cut 5 gloves and hearing protection when using tools</p> <p>Area to be barriered off where the risk of flying particles is present</p> <p>Operative to utilise hearing protection when using tools</p> <p>Tools to be stored away when not in use</p> <p>Operatives to be made aware of the permissible trigger time on the work equipment they are using</p> <p>Trigger times will be briefed as part of the daily briefing and signed for on the Vibration exposure record.</p>	4	1	4

Vibration	Risk of nerve damage after prolonged exposure to vibrating tools Ground vibration/ local buildings	4	2	8	Vibration monitoring to be carried out. Pulverisers to be used where possible. Work to commence in the centre of the building. Vibration exposure record to be signed Daily. Never exceed your trigger time limit Equipment to be serviced and maintained Rotation of equipment Hands to be kept dry this will encourage good circulation Source Anti-Vibration / reduced vibration tools. These should be well maintained to prevent excess vibration. If an operative has an outstanding complaint due to vibration, inform supervision. Health surveillance of those exposed to vibration to be in effect HAVS assessment exposure sheets to be completed daily	4	1	4


PERSONAL PROTECTIVE EQUIPMENT REQUIREMENT

								
BS EN 397	BS EN 20345	BS EN 20471 Class-2	BS EN 388	BS EN166 F	BS EN 470	BS EN 352	BS EN 140	BS EN 363

Remember: A RISK ASSESSMENT IS ONLY AS GOOD AS EVERYONE CONCERNED PUTTING IT INTO PRACTICE.

Monitoring:	The persons responsible for maintaining a safe place of work are: Overall – Director Implementation, monitoring, and arrangements – Supervisor
-------------	---




ADDITIONAL INFORMATION

RISK ASSESSMENT		Nature of Safety Subject /Activity: First Aid							
AUTHORED BY:		APPROVED BY:							
POSITION:		POSITION:							
DATE:		DATE:							
SIGNATURE:		SIGNATURE:							
HAZARD IDENTIFICATION									
HAZARD (VISUAL IDENTIFICATION):				HAZARD TASK: (DESCRIPTION OF ACTIVITY):					
				<p>General first aid requirements for the works being carried out within the site.</p>					
PERSONS AFFECTED BY THE WORKS									
PERSONS EXPOSED:	PERSONS CARRYING OUT THE TASK		<input type="checkbox"/>	OFFICIAL VISITORS	<input type="checkbox"/>	NUMBER EXPOSED:	Variable		
	ON-SITE STAFF		<input type="checkbox"/>	MEMBERS OF THE PUBLIC	<input type="checkbox"/>				
	SUB-CONTRACTORS		<input type="checkbox"/>	YOUNG PERSONS	<input type="checkbox"/>	DURATION AND FREQUENCY OF EXPOSURE:	Variable		
	DRIVERS		<input type="checkbox"/>	OTHER	<input type="checkbox"/>				
RISK EVALUATION									
SEVERITY (S)	Risk Factor (RF)								
(6) Multi-fatal	6	12	18	24	30	36	Very high risk	Very high risk	Intolerable – Do not start work
(5) Fatality	5	10	15	20	25	30			
(4) Major	4	8	12	16	20	24	High risk	High risk	Work can commence with a reassessment of the risk levels and direct supervision
(3) Notifiable	3	6	9	12	15	18			
(2) Minor	2	4	6	8	10	12	Medium risk		

(1) Negligible		1	2	3	4	5	6	Low risk	Medium risk	Tolerable: reduce where practicable	
(1) Very rare		(2) Remote		(3) Occasional		(4) Regular		(5) Frequent			(6) Almost certain
LIKELIHOOD (L)									Low Risk	Safe condition.	
HAZARD:	CONSEQUENCES WITH NO CONTROL MEASURES	Initial risk rating			CONTROLS	Present risk rating					
		S	L	RF		S	L	RF			
Lack of prompt medical attention leading to an increase in the degree of injury.	Potential for fatal injuries.	5	4	20	<p>The site first aider will be identified during the site induction.</p> <p>Adequate persons will be trained in first aid for the degree of hazard, area of the premises, and several staff.</p> <p>Instructions shall be given on what might happen, and how the alarm will be raised, what to do, including calling the emergency services, where to go to reach safety or get rescue equipment, who will control the incident, and the name of any other key people such as first aiders.</p> <p>A person will be appointed/designated in line with the Emergency Notices to take charge in an emergency, call an ambulance, and look after first aid equipment.</p>	5	2	10			
Lack of proper medical supplies leading to an increase in the degree of injury.	Potential for fatal injuries.	5	4	20	As per the First Aid regulations 1981 a fully stocked first aid kit conforming to BS: 8599 standard and suitable for the number of persons on site will be available at all times.	5	1	5			

Serious injuries from plant or working practices	Potential for serious or fatal injuries	5	5	25	<p>Proper risk assessments will be in place on a task-per-task basis to help eliminate risks on site.</p> <p>All works will be carried out as per the supplied works books or method statements.</p> <p>All persons will receive on-the-job training, induction, and toolbox talks before undertaking any new procedures.</p>	5	1	5
Monitoring and reporting injuries	Reoccurrence of injuries	6	4	24	All injuries on site will be reported through the first aid book. The office will be made aware of the recorded injuries so if required the affected person's doctor can be notified.	6	1	6

PERSONAL PROTECTIVE EQUIPMENT REQUIREMENT

								
-	BS EN 20345	BS EN 20471 Class-2	BS EN 388	-	BS EN 340	-	-	-

Remember: A RISK ASSESSMENT IS ONLY AS GOOD AS EVERYONE CONCERNED PUTTING IT INTO PRACTICE.

Monitoring:	The supplied first aid equipment should take into consideration the identified hazards so the correct equipment is supplied. The first aid training should take into consideration the hazards so that specific and correct training is conducted.
-------------	--

ADDITIONAL INFORMATION

The persons responsible for maintaining a safe place of work are:

- Overall – Site Manager,
- Implementation, monitoring, and arrangements – Site Supervisor,

