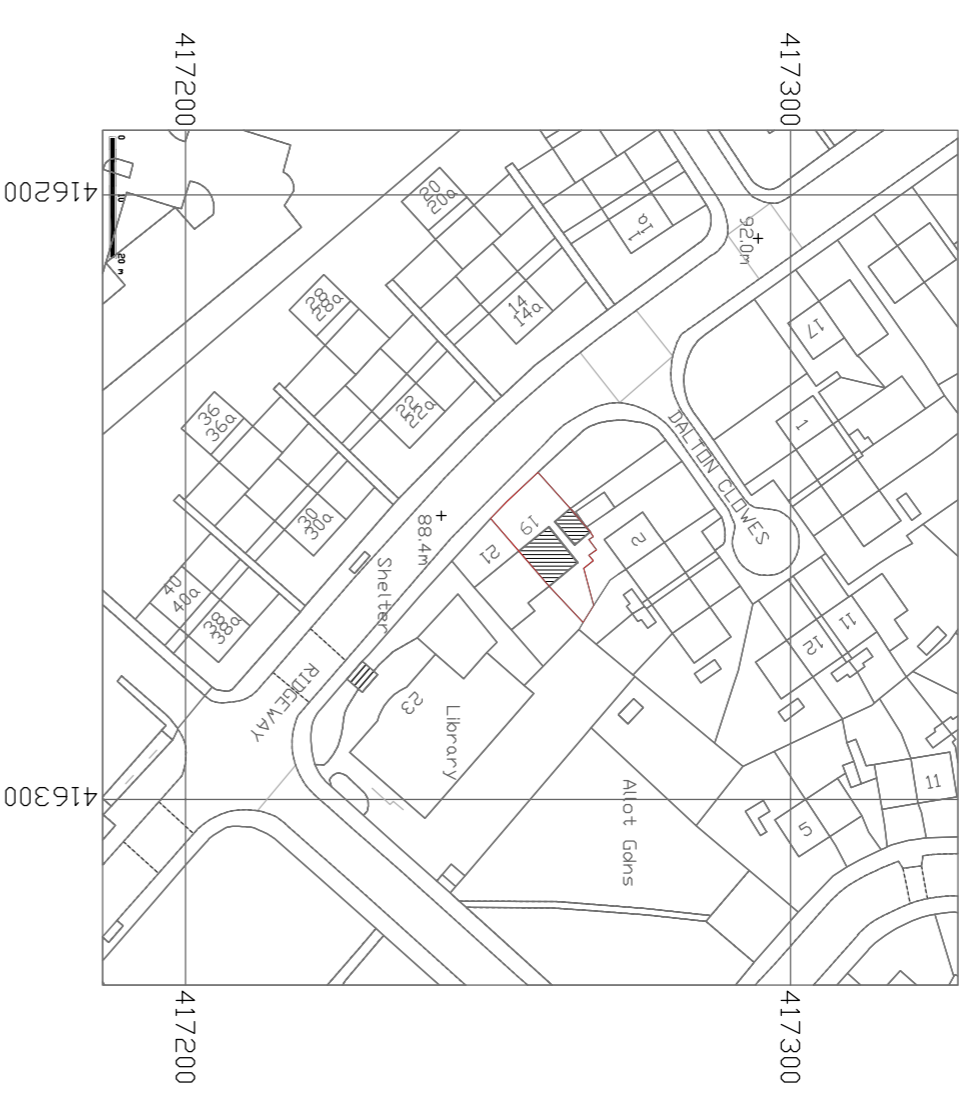

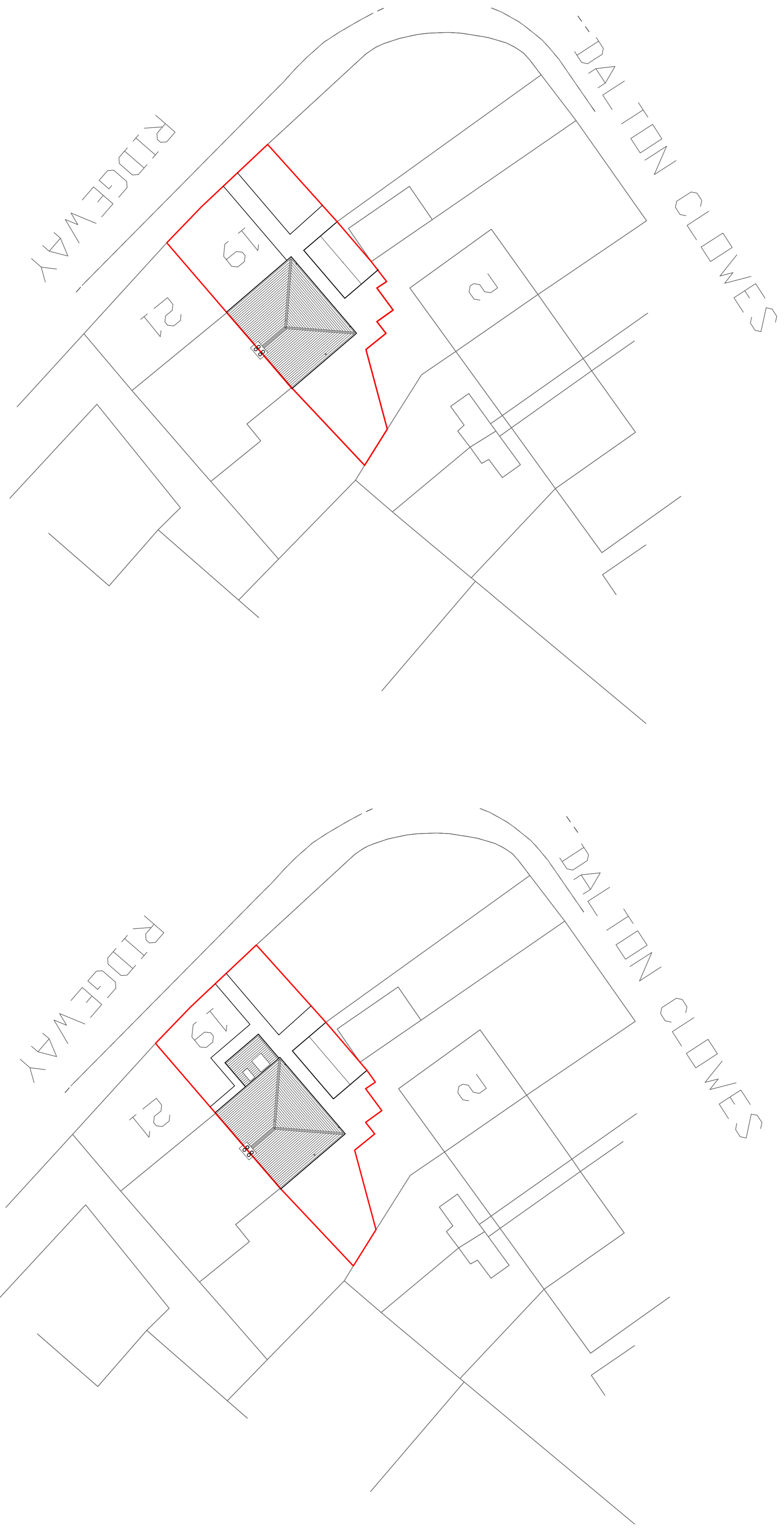


Important notice:
Do not scale off this drawing.
Critical dimensions should be checked on site prior to works commencing.
Dimensional conflicts should be brought to the company's attention as soon as they become apparent. Failure to do so could render the contractor liable for subsequent consequential losses.



LOCATION PLAN 1:1250

© Crown Copyright and database rights 2025 OS
100047474.



EXISTING SITE PLAN 1:200

PROPOSED SITE PLAN 1:200

Ref	Description	Date	By
-	Original drawing issue	00/00/00	-

Revisions



PLANNING

Client
Mr & Mrs Quarshie

Project Address
**19 Ridgeway, Dalton
Huddersfield HD5 9QU**

Drawing Title
**Proposed New Porch Extension
Exist & Prop Site Plans / Location Plan**

Drawn By AC	Scale As shown	Date 28/11/25
Checked By ---	Superceded File Ref <input type="checkbox"/>	Current File Ref <input type="checkbox"/>
Project Number 316	Drawing Number 300-003	Revision -

**16 Longley Road
Airedale
Huddersfield
HD5 8UL
Mobile: 07929 575588
Email: czerepaniak.andy@gmail.com**