

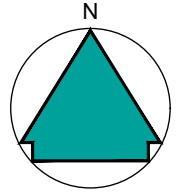
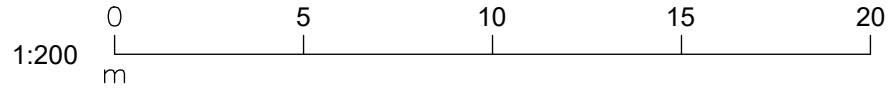
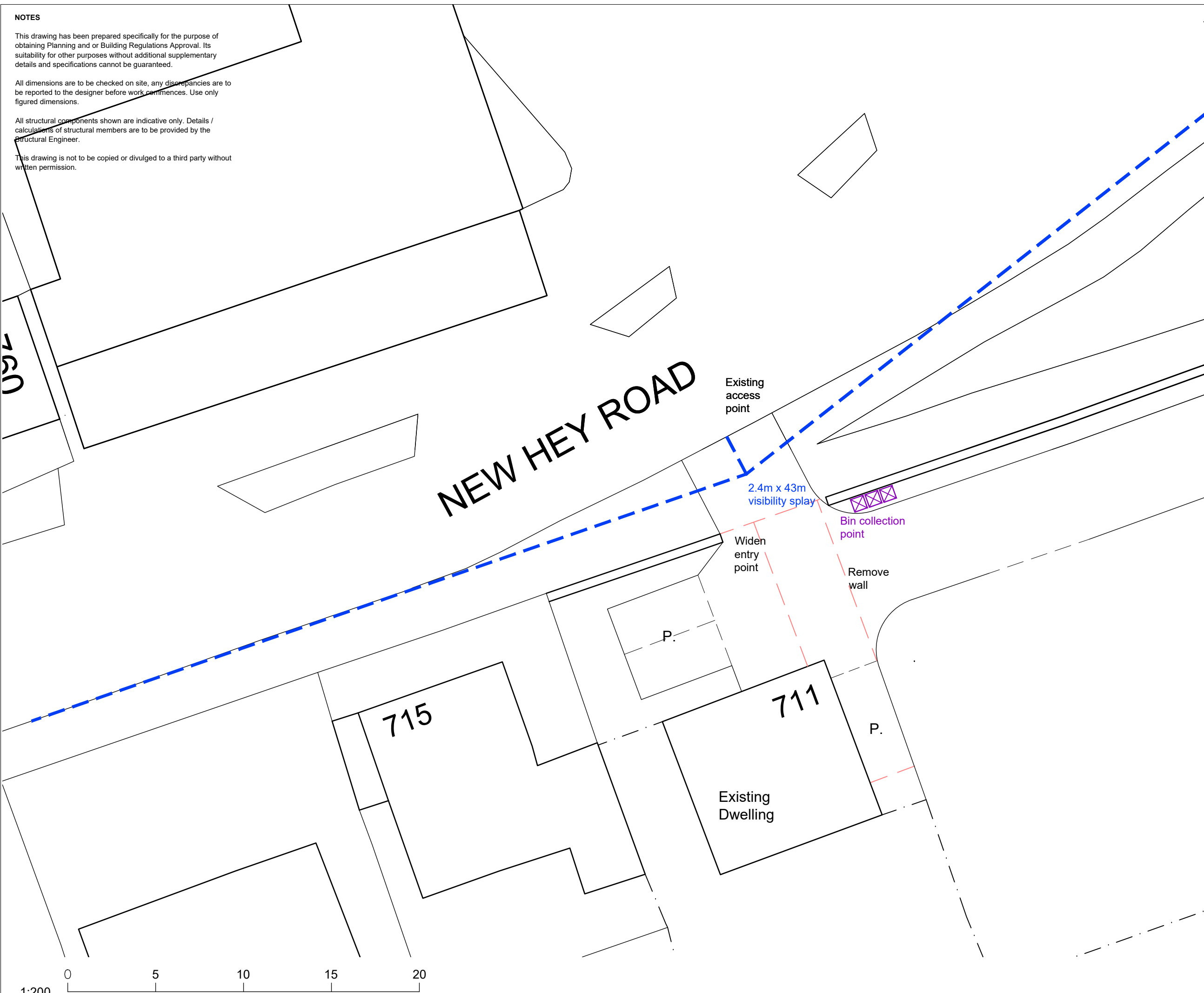
NOTES

This drawing has been prepared specifically for the purpose of obtaining Planning and or Building Regulations Approval. Its suitability for other purposes without additional supplementary details and specifications cannot be guaranteed.

All dimensions are to be checked on site, any discrepancies are to be reported to the designer before work commences. Use only figured dimensions.

All structural components shown are indicative only. Details / calculations of structural members are to be provided by the Structural Engineer.

This drawing is not to be copied or divulged to a third party without written permission.



Heneghan
ARCHITECTURE
enquiries@heneghanarchitecture.com
www.heneghanarchitecture.com

Revisions		
P01	Preliminary Issue	14.03.26
P02	Access plan updated	20.05.26

Project:
Residential Feasibility

at Land adjacent 711 New Hey Road
Outlane
Huddersfield

for Mrs. Withington

Access Layout

Purpose of issue: PLANNING

Drawn	DRH
Date	March 2026
Scales	1:200 @ A3
Drawing No.	25131 - 0302 - P02