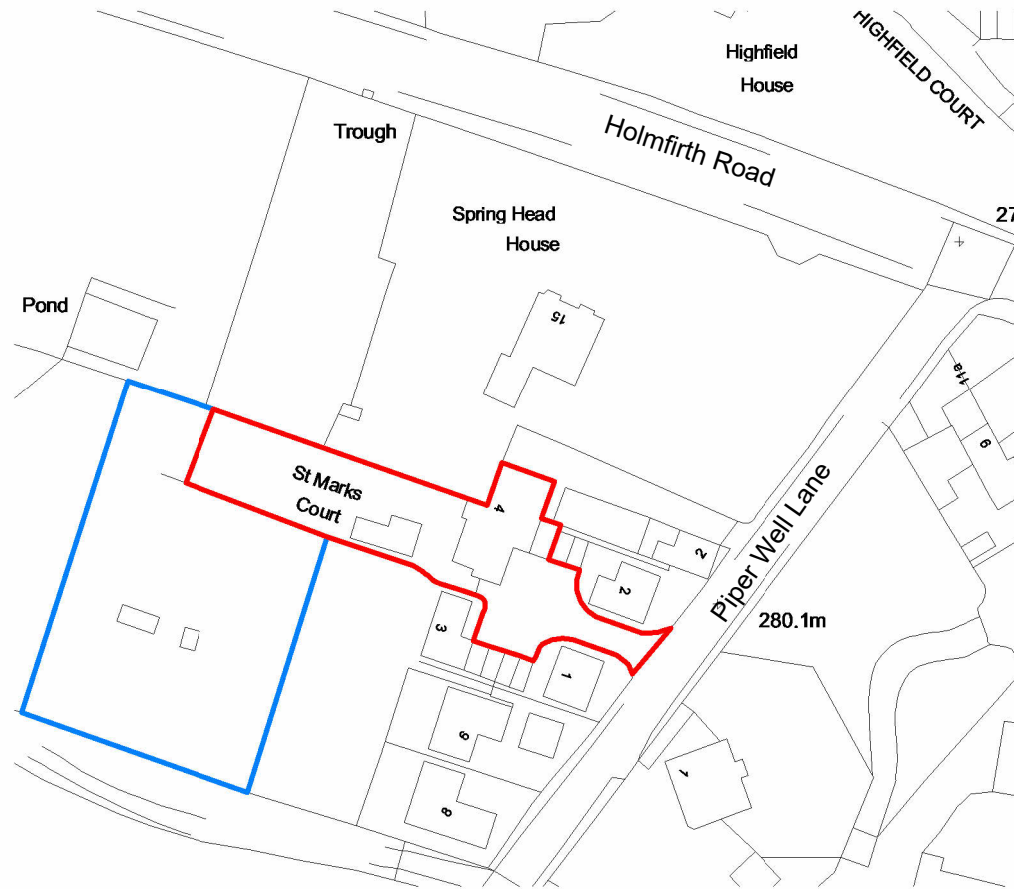


This drawing along with the design is property and copyright of Hill Rise Architecture Ltd. and shall not be reproduced without express written consent.

This drawing should be read in conjunction with associated drawings, specifications and other consultant information.

Only figured dimensions should be used, any dimensions should be site checked prior to construction.



Any discrepancies shall be reported to the architect. If in doubt - ask.



Location Plan
1:1250



P1	Land outside domestic curtlage shown blue per LPA comment.	JF	04.02.2026
P0	Drawing originated	JF	28.01.2026
Rev No.	Description	Drawn:	Date

Drawing No	2025159/LOC	Rev No	P1
Scale	1 : 1250	Date Drawn	@ A4 Jan'26
Purpose of issue	Planning	Drawn By	Author
		 	



hello@hillrisearchitecture.co.uk hillrisearchitecture.co.uk
+44(0)7356 048 202 Hill Rise, 1-3 Chapel Lane, HD8 9SP

Client
Mr & Mrs Houston

Project
4 St Marks Court, Shepley

Drawing Title
Location Plan