


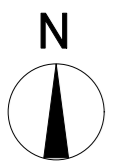


- Key
-  Site boundary
  -  Proposed dry stone walling
  -  1800mm timber fence



Drawing Title	<b>Boundary Treatments Plan</b>		
Site	<b>Yew Tree Rd (West), Birchcliffe</b>		
Scale	1:500 @A2	Date	10/06/25
Drawn	VB/MC	Checked	MC/BB
Drawing No.	Z234.008	Rev.	A

Thorpe Arch Grange  
Walton Road  
Thorp Arch  
LS23 7BA

01937 543599  
www.newetthomes.co.uk

