


Proposed residential development at :- CARR TOP LANE, GOLCAR, HUDDERSFIELD

Site Layout - 1 ; 200.

Fencing Legend.

Fence Type A.



1200mm close boarded swd. fence with concrete posts.
900mm (If divisional on plot lines) or 1100mm (if guarding on retaining walls).
If in guarding position it is to be capable of resisting at least the horizontal force given in BS 6398 Part 1 (1996) and as Building regulations part K section 3.

Fence Type B.



1800mm fence close boarded swd. with concrete posts and gates.

Fence Type C.



1200mm fence close boarded swd. with concrete posts and gates built off retaining wall.

Fence Type D.



New / Existing dry stone walling (900mm min height) as section A-A

Retaining Walls.

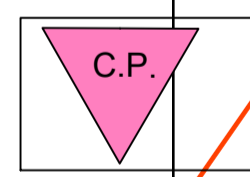


Plot Driveways.

Driveway widths are to be a minimum of 5.0m with the exception of plots 4 and 5 that are to be 3.0m minimum.

C.P. - Car Charging Point

One standard electric vehicle charging point
(Minimum output of 16A/3.5Kw.)



Plot Sheds / Cycle store (2m x1.5m) for 2no. cycles.

The shed must be securely fixed to a concrete foundation. The door must be fitted with either a solid secure silver padlock or mortice deadlock to BS 3621 :2007. The cycle security must be to Sold secure silver standard.

- Blue circle indicating private lighting with dusk-to-dawn sensors



This drawing is the property of Equilibrium Architects and copyright is reserved by them. This drawing is not to be copied or disclosed by or to any unauthorised persons without the prior written consent of Equilibrium Architects.

Do not scale from this drawing.

All dimensions are to be checked on site prior to construction, manufacture of any components and ordering of materials and equipment.

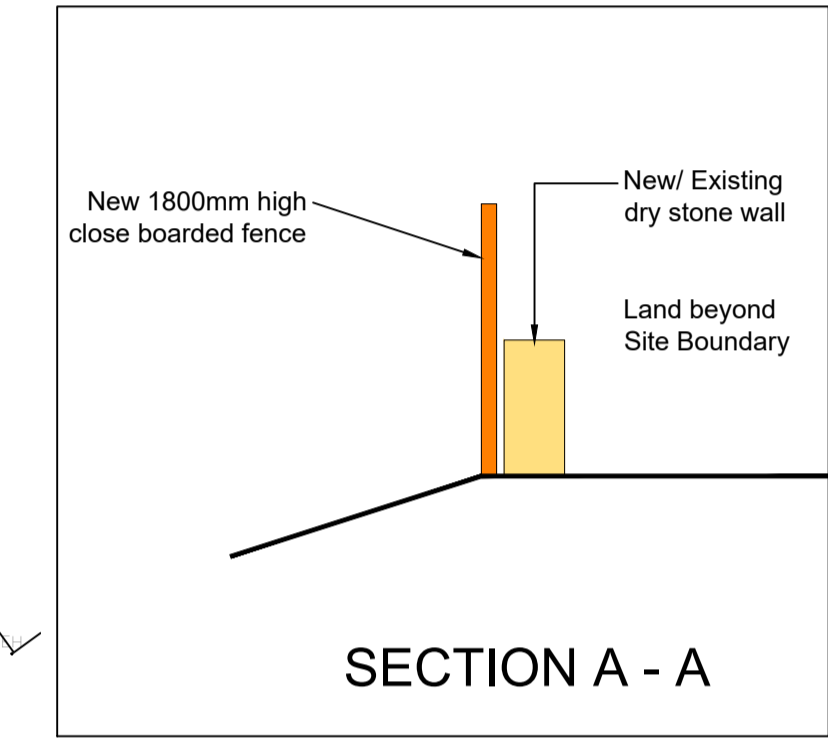
Any discrepancies are to be reported to the architect for clarification.

All materials and workmanship to be in accordance with the current British Standards and codes of practice.

This drawing is to be read in conjunction with all relevant Architectural Structural Engineers, Mechanical Engineers, Electrical Engineers and Specialists drawings and specifications.

As with all construction projects the CDM 2015 regulations apply and the work on this project may require both the issue of a notification to the HSE (because of the duration of the works on site) and the client may also need to appoint a Principal Designer because there may be more than one contractor working on site. The Principal Designer will be able to coordinate the pre-construction information and also ensure that all duty holders under CDM comply with their relevant duties.

The building owner is to serve a Party Wall Act Notice as applicable to adjoining property owners as outlined in The Party Wall Act 1996. The Building Contractor is to verify the thickness of the party walls prior to commencement of the proposed works.



REV	DESCRIPTION	CHECK	DATE
E	Updated bin collection point, pedestrian link onto the public path and dusk to dawn sensors installation to Client's request	PB	18.12.25
D	Added fence type D & Section A-A	PM	30.01.25
C	Updated plan	PM	10.07.24
B	Updated plan	PM	09.07.24
A	Updated plan	PM	09.07.24

CLIENT
Brierstone Developments

PROJECT
Carr Top Lane, Golcar

DRAWING
Proposed Site Layout

SCALE	DATE	DRAWN	CHECKED
1:200@A1	July 2024	PM	
DRAWING NO.	CAD REFERENCE NO.	REVISION	
R-0873-60		E	

