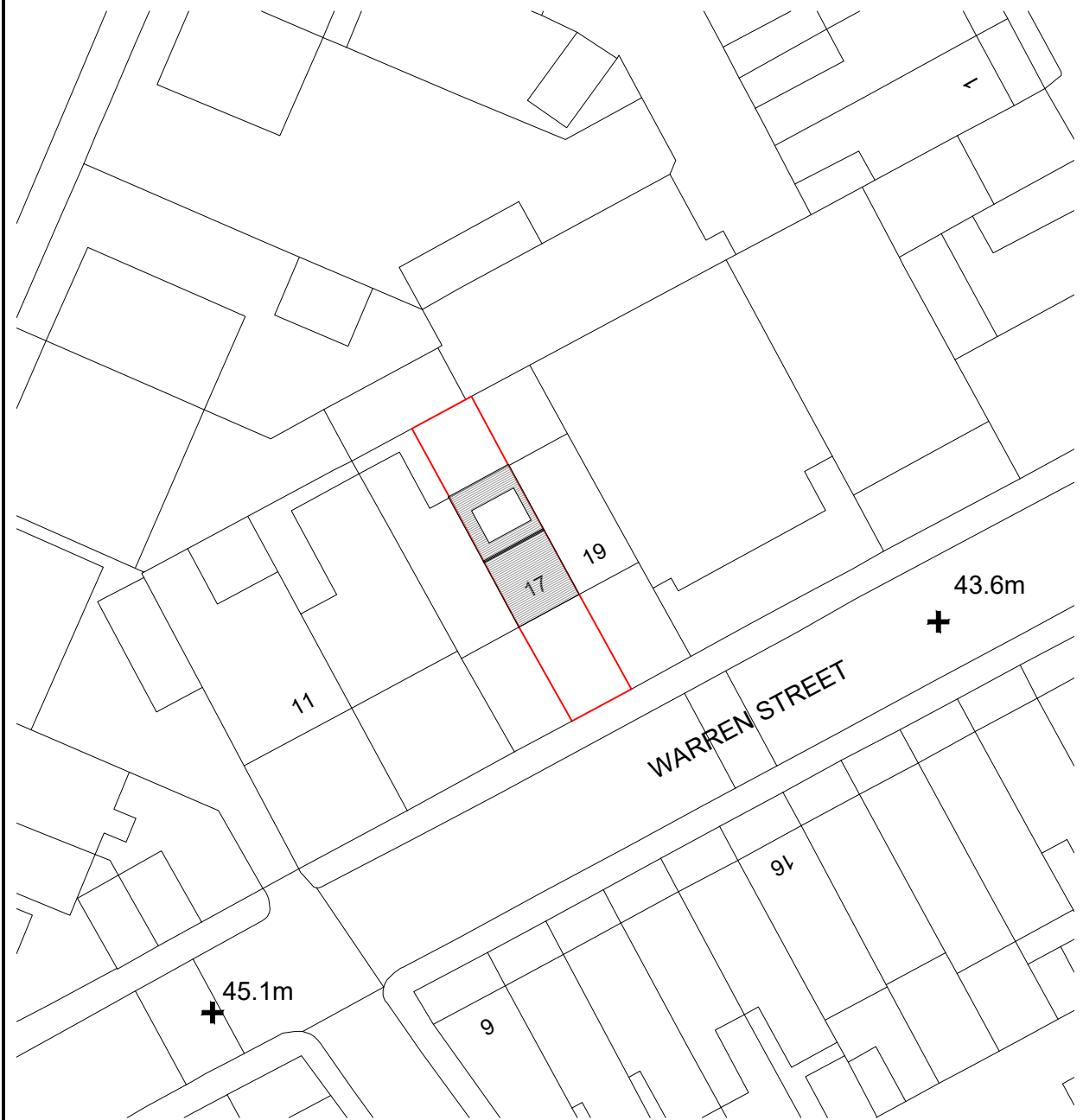
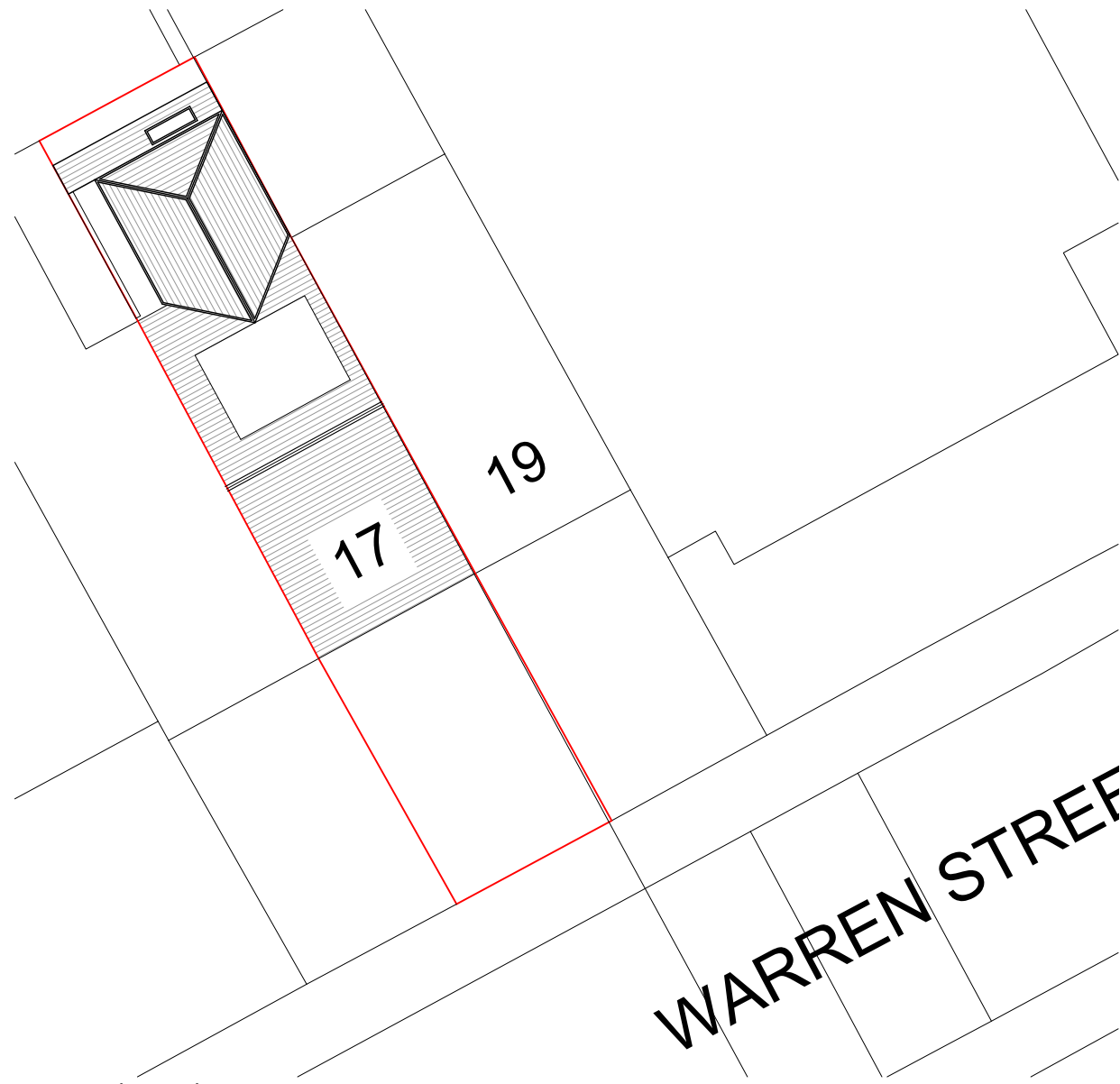


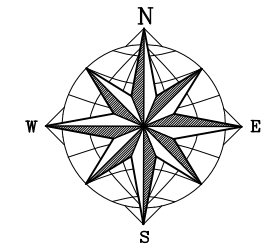
Location Plan  
Scale 1:1250



Site Plan  
Scale 1:500



Proposed Site Plan  
Scale 1:200



**NOTES :**

1. All work to be carried out in accordance with current building regulations & codes of practice.
2. Do not scale the drawings.
3. This drawing and the design is the copyright of FBS and is not to be used for any purpose without their consent.
4. All the dimensions/site levels to be confirmed on site.
5. Although every effort has been taken to check survey/site information used on this drawing, FBS LTD is not responsible for its accuracy.

Boundary Line

CDM Regulations - The client and the contractor must be abide by the construction design and management regulation 2015 which relate to any building works which: (a) Last longer than 30 working days and has more than 20 workers working simultaneously at any point in the project. or: (b) Exceeds 500 persons a day.

Please refer to <http://www.hse.gov.uk/pubns/indg411.htm> for guidance and compliance. for the cdm regulation the client will be employing one contractor and fbs responsibility for the project will be for the design only and does not include any project management.

REV.No.	Date	Description

CLIENT  
Mr. Iftikhar



PROJECT NAME  
17 Warren St, Savile Town, Dewsbury WF12 9LU

DRAWING TITLE  
Location & Site Plan

DRAWN BY/ CHECKED BY  
MR/FY

PHASE	SCALE	SHEET NO.	PROJ.NO.
Concept	Varies @ A3	AR-01	C25038