

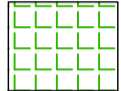






KEY

	1.000	353m ²
	1.001	240m ²
	1.002	1380m ²
	2.000	878m ²
	1.003	913m ²
	1.004	0m ²
	1.005	1174m ²

PLOT AREAS INCREASED BY 8% FOR URBAN CREEP

E	Road layout updated	23-2-26	AST
D	Gully leads amended at request of YW	23-12-25	AST
C	Updated to latest layout	4-12-25	AST
B	Layout updated. Drainage amended	4-11-25	AST
A	Layout updated. Drainage amended	22-7-25	AST

Rev	Details	Date	Drwn	Chk
-----	---------	------	------	-----

Newett Homes

**Yew Tree Road
Birchcliffe, Huddersfield**

Impermeable areas plan

Dwg No. : STE/25/03/02 E

Date : 6-3-25

Scale : 1:500

Copyright © Shaun Tonge Engineering

**SHAUN TONGE
ENGINEERING**



11 Broomhead Road, Wombwell, Barnsley, S73 0SA.
Mobile 07528 278070 . Email shauntongeengineering@yahoo.co.uk