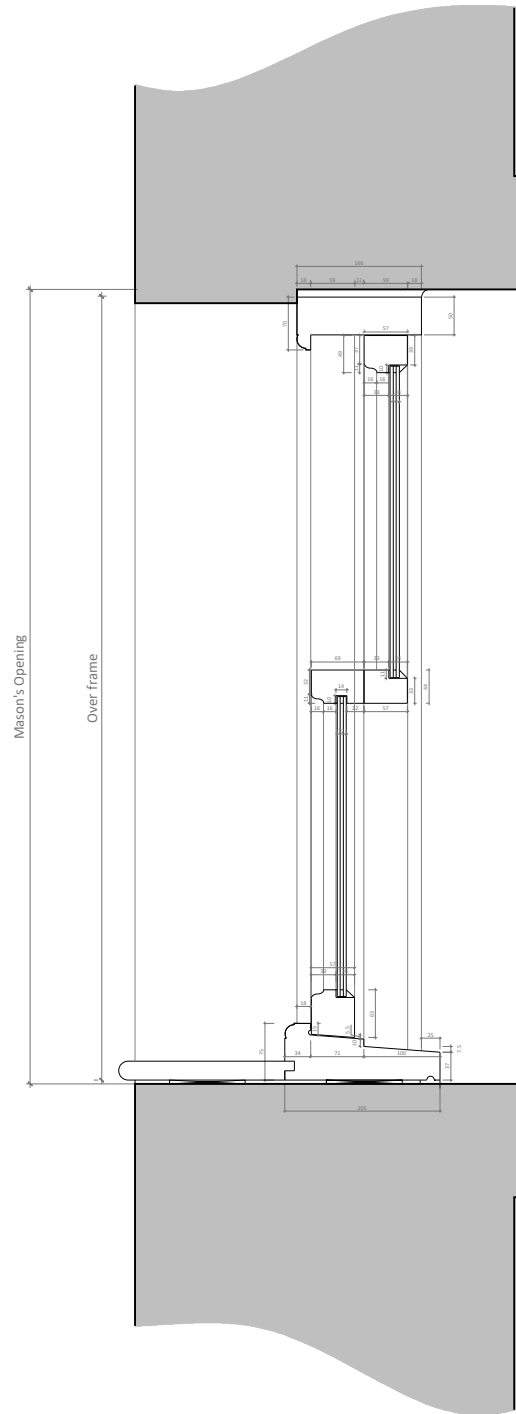
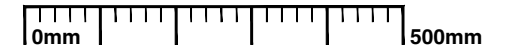
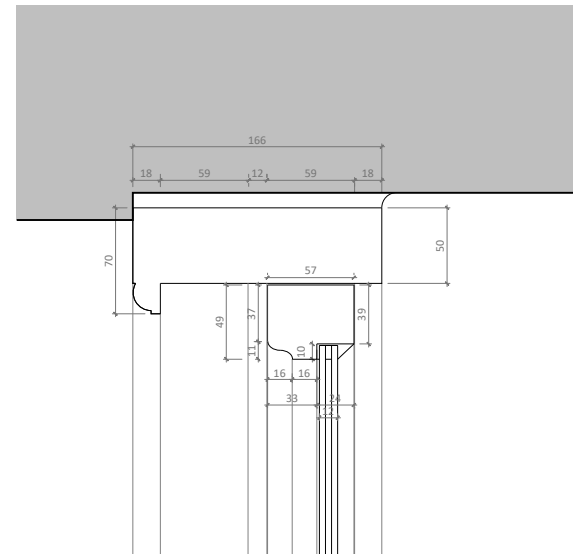


Notes

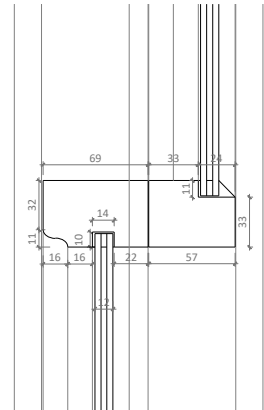
New timber elements (frames, cills etc.) to be constructed from well seasoned Douglas Fir (minimum 25 rings per inch) or suitable alternative such as Accoya. Glazing is to be slimline double glazing with 4mm thick glass. Timber frames to be painted Pebble Grey (RAL 7032).



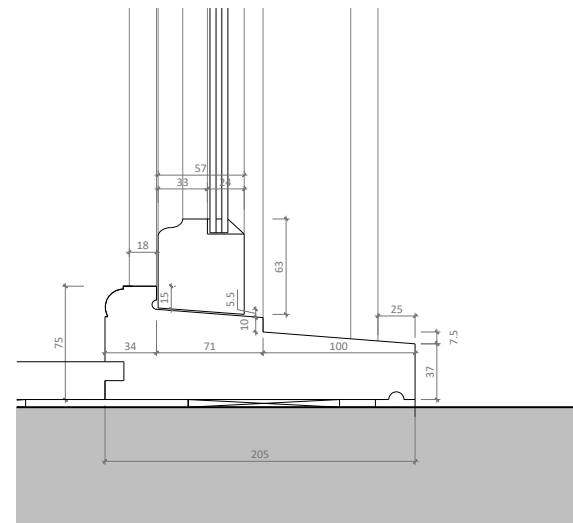
Section



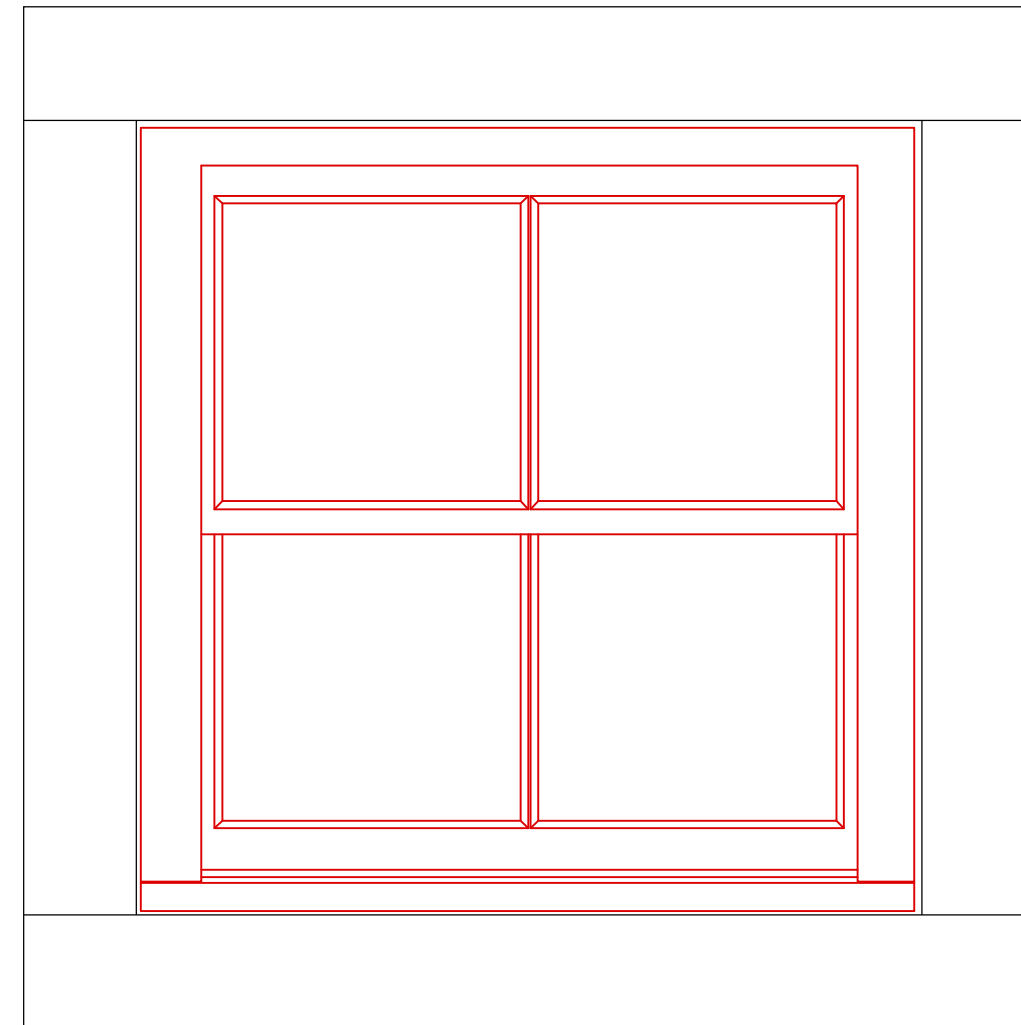
Top Rail detail
1:5



Top & Bottom Rail details
1:5



Cill & Bottom Rail detail
1:5



Elevation

This drawing has been produced to the scale indicated, however, a paper copy of it may not have been reproduced to the correct scale. Seek clarification if required, and do not rely on dimensions scaled from a physical copy of this drawing.

This drawing is the intellectual property and copyright of Open House Architecture Ltd, notwithstanding any elements within it originated by others which have enabled its production, and to which they retain rights. The receipt of this drawing does not necessarily constitute a license to use it for any purpose.

This drawing has been produced for the client stated for the project on the site shown. It was prepared for a purpose agreed with the client and will have a commensurate degree of accuracy. It is not an "as built" record.

This drawing is not intended for use by any other person or for any other purpose than that specified here. Open House Architecture Ltd. accept no liability whatsoever if this drawing is used by any other person or for any other purpose.

Open House Architecture Ltd. is a limited company registered in England and Wales. Registered number: 14931307. Registered Office: 28 Hastings Grange, Sheffield, England, S7 2HJ

Client: **Miss M Wilson**
 Scale: **1:10 @ A3**
 Drawn by: **JMS**
 Date: **November 2025**

Site: **26 Westgate, Honley**
 Title: **Window Details (Sheet 1 of 4)**
 Drawing No: **25-03-DC-01**
 Revision: **a**

