


















This drawing is copyright of Topping Engineers LTD and must not be copied or reproduced in anyway without written consent.
DO NOT SCALE OFF THIS DRAWING

Notes:

1. This drawing is to be read in conjunction with all relevant architect's and engineer's drawings.
2. It is assumed that all works will be carried out by a competent contractor working, where appropriate, to an approved method statement.
3. Refer to Construction Details 23122-DR-C-0139

Adoptable Key

-  CARRIAGEWAY CONSTRUCTION
-  FOOTWAY CONSTRUCTION
-  HARD MARGIN CONSTRUCTION
-  SHARED SURFACE CONSTRUCTION
-  RAMP CONSTRUCTION
-  EXISTING ROAD SURFACE PLANNED TO 40mm AND RESURFACED WITH NEW CARRIAGEWAY CONSTRUCTION SURFACE COURSE 40mm Thick AC 6 dense surf 100/150
-  HB2 EXTENTS OF HALF BATTERED KERBS K1/125mm X 255mm HALF BATTERED KERB WITH 100mm UPSTAND.
-  BN (30) EXTENTS OF K15/125mm X 175mm BULL NOSED KERBS WITH 30 or 25mm UPSTAND - VEHICLE CROSSINGS
-  BN (25) EXTENTS OF TRANSITION KERB
-  TK EXTENTS OF E1/EDGING KERB
-  EF (0) EXTENTS OF E1/EDGING KERB
-  C2A 150 X 125MM CHANNEL TYPE C2A
-  BN (6) EXTENTS OF 125mm X 175mm BULL NOSED KERBS WITH 0-6mm UPSTAND - PEDESTRIAN CROSSINGS
-  DRIVEWAY CONSTRUCTION
-  TACTILE CONSTRUCTION

No.	Revision	Date	Drwn

Status



Client
STONEWATER

Project
**FIELD HEAD LANE
 BIRSTALL**

Drawing title
S278 CONSTRUCTION LAYOUT

Drawn RT	Chkd AD	Date SEPT 25	Scale 1:200
Contract No. 25469	Drw No. DR-C-0131	Revision	P2