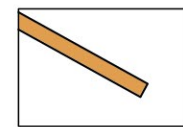
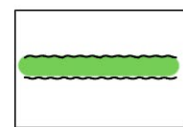
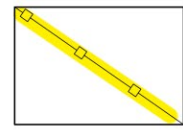
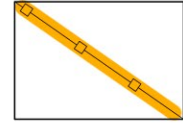
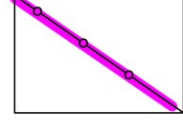
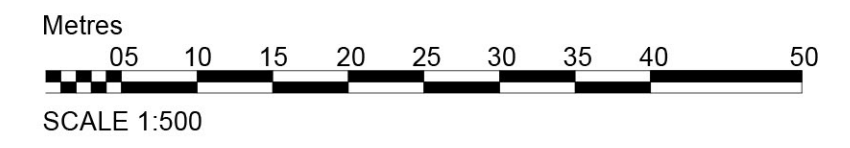



BOUNDARY TREATMENTS

-  **Dry Stone walls**
Various heights, refer to engineers details
-  **Hedges**
See PA-02 Soft Landscape Strategy
-  **Timber Post and Rail Fence**
1.2m high
-  **Vertical Timber Hit and Miss Fencing**
1.8m high, with 13x13xm Hedgehog Gap to base board
-  **Metal Estate Railing**
1.2m high



Unit 6, Longley Lane
Northenden, Manchester
M22 4WT
T: 0161 946 0808
E: design@barneswalker.co.uk
W: www.barneswalker.co.uk

DWG NO.
M3320-PA-04-V12
CLIENT.
Hollyroyd Homes
WORK STAGE
Planning

DWG TITLE.
BOUNDARY TREATMENTS STRATEGY
PROJECT TITLE.
Hincliffe Mill, Holmbridge
DATE
11.2025
SCALE
1:500@A1
DRAWN BY.
AC
CHECKED BY.
MU



© This drawing, the graphics and the landscape works and ideas described therein remains the copyright of Barnes Walker Limited and may not be used, copied in whole or part, or amended without prior written consent. Figure dimensions to be followed in preference to scaled and all dimensions are to be checked on site and in the event of any discrepancy refer to Barnes Walker Limited.