







**BIODIVERSITY FEATURES**

**Features to the Mill Building**

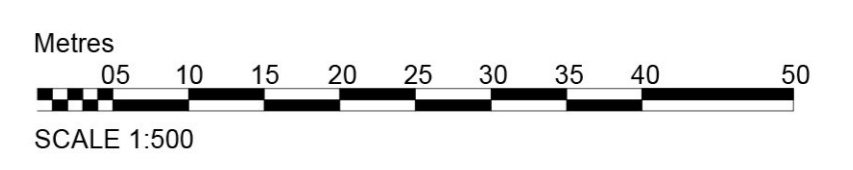
-  **Bat Boxes**  
Directly below eaves, not directly over a window
-  **Sparrow Terraces**  
>4m above ground, not directly over a window
-  **Swift Bricks**  
Directly below eaves, not directly over a window

**Features to Existing Trees**

-  **Bat Boxes**
-  **Open Fronted Bird Boxes**
-  **Hole Entrance Bird Boxes**



© This drawing, the graphics and the landscape works and ideas depicted therein remains the copyright of Barnes Walker Limited and may not be used, copied in whole or part, or amended without prior written permission of Barnes Walker Limited. All dimensions are to be checked on site and in the event of any discrepancy refer to Barnes Walker Limited.



Unit 6, Longley Lane  
 Northenden, Manchester  
 M22 4WT  
 T: 0161 946 0808  
 E: design@barneswalker.co.uk  
 W: www.barneswalker.co.uk

DWG NO. M3320-PA-05-V2  
 CLIENT: Holroyd Homes  
 WORK STAGE: Planning  
 DATE: 11.2025  
 SCALE: 1:500@A1

DWG TITLE: LANDSCAPE & ECOLOGICAL DESIGN STRATEGY  
 PROJECT TITLE: Hinchcliffe Mill, Holmbridge  
 DRAWN BY: AC  
 CHECKED BY: MU

