







Key


Notes

-  Isoline and illuminance value (lux) at 1000mm above the ground level.
-  Dark zone requirement.
-  Location of bird box.
-  Location of bat box.
-  Vertical calculation surface positioned 1000mm above the ground and 3000mm high.
-  Illuminance value (lux) on the vertical surface.

- Drawing to be cross-referenced with the Luminaire Schedule.
- Locations of light fittings can be found on the Layout Drawing(s).
- Illuminance measurements (conveyed as isolines / lux contours) have been calculated using a maintenance factor of 1.0.
- All external lighting within transition spaces is to be operated via PIR control and shall switch off 1-2 minutes after absence has been detected.
- Dimensions are provided in millimeters.
- Illuminance measurements are recorded at regular intervals across the designated calculation surface.




V1) Vertical calculation plane is positioned 1000mm above the ground and is 3000mm high.



V2) Vertical calculation plane is positioned 1000mm above the ground and is 3000mm high.



V3) Vertical calculation plane is positioned 1000mm above the ground and is 3000mm high.



V4) Vertical calculation plane is positioned 1000mm above the ground and is 3000mm high.



ECOLOGICAL LIGHTING SOLUTIONS
WILDLIFE-FRIENDLY LIGHTING DESIGN

Rev: 0
Reason: N/A
Status: For planning
Date: 04/12/25

Project: Hinchliffe Mill

Client: Holroyd Homes

Drawing title: Site Isolines 03

Drawing no.: P25168 - 00 - 03 - ISO

| | | |
|-----------------------|-------------------|---------------------|
| Project no. P25168 | Service no. S1 | Iteration no. IO |
| Drawn by BR | Checked by JK | Scale NTS |