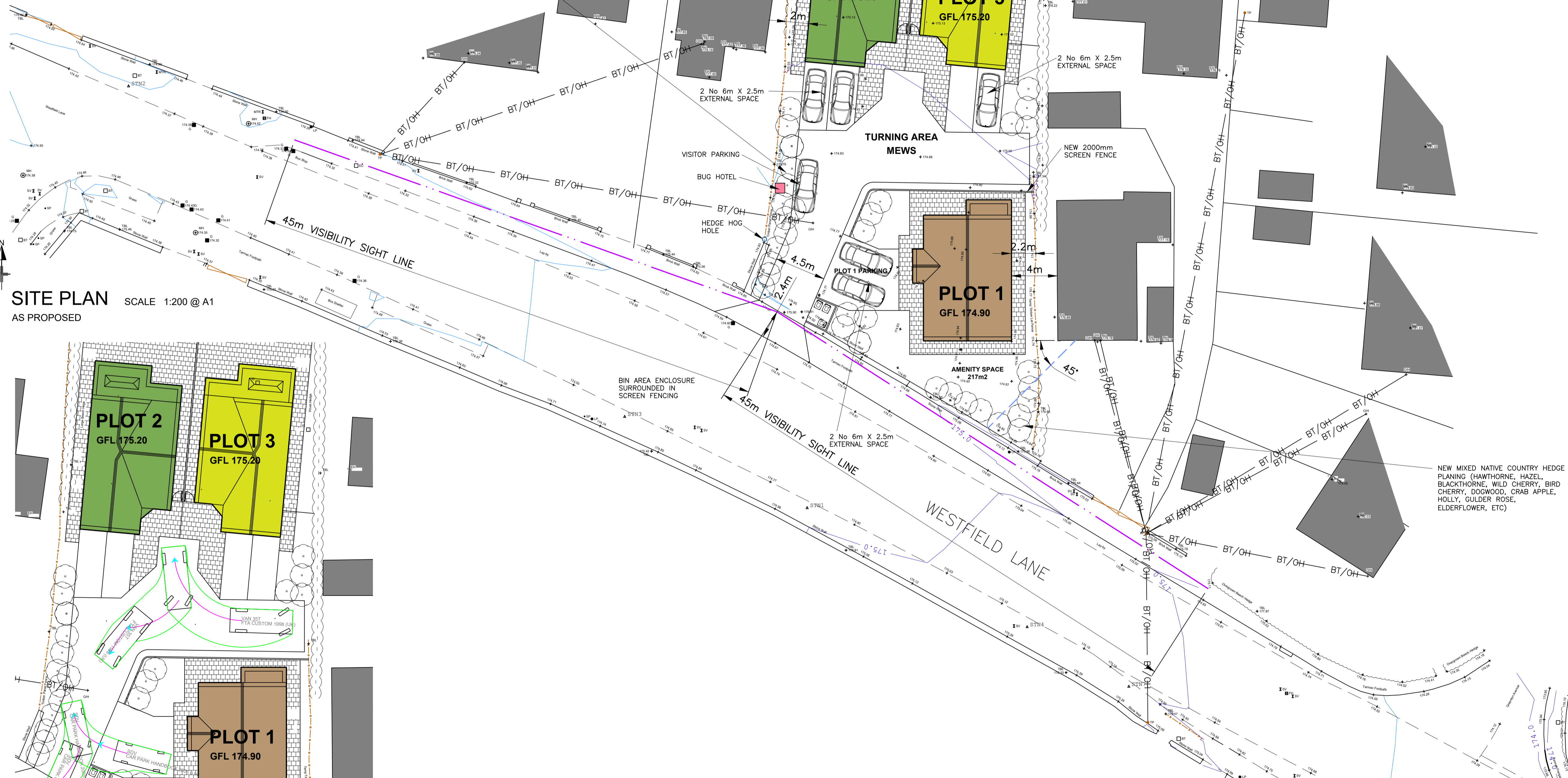
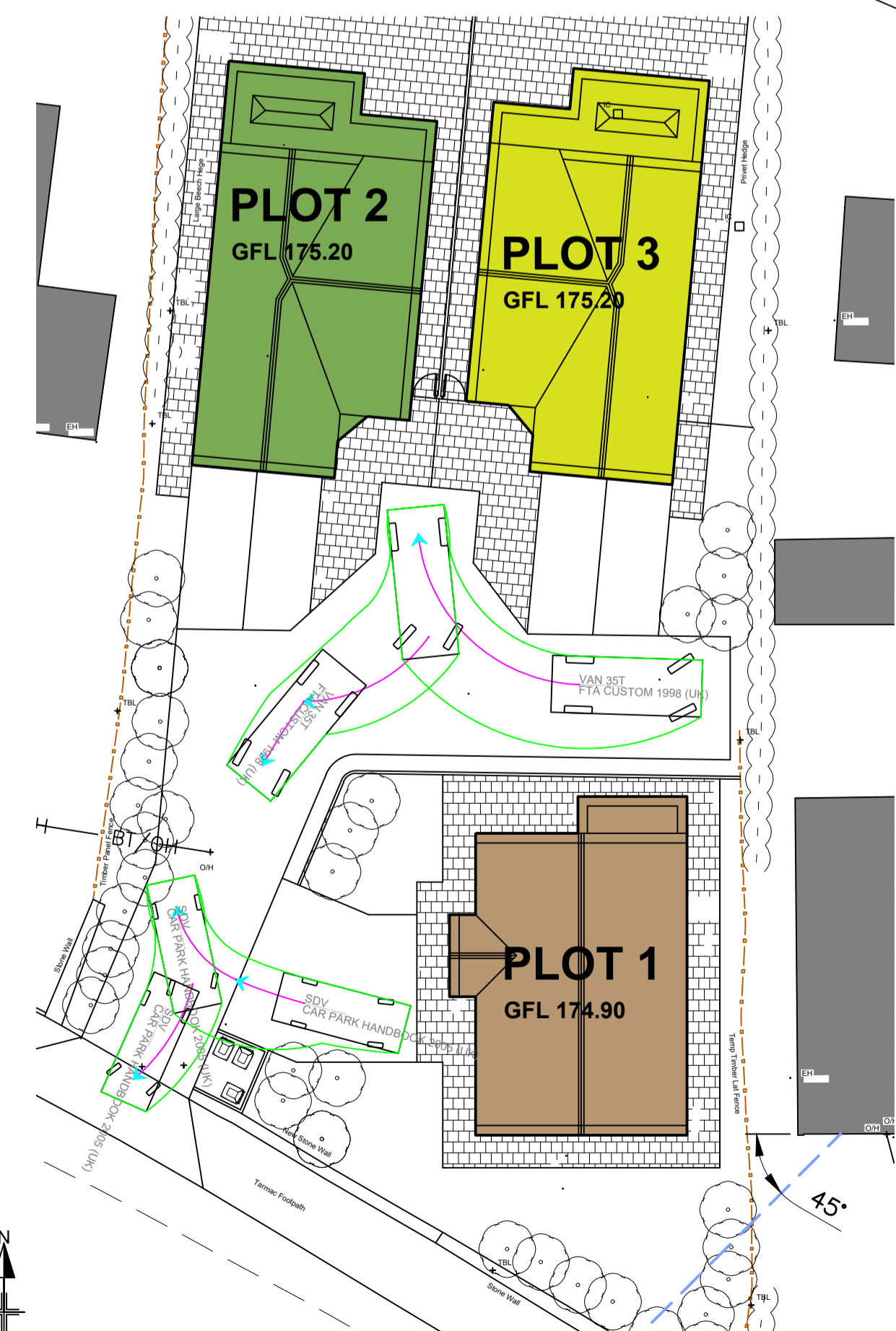




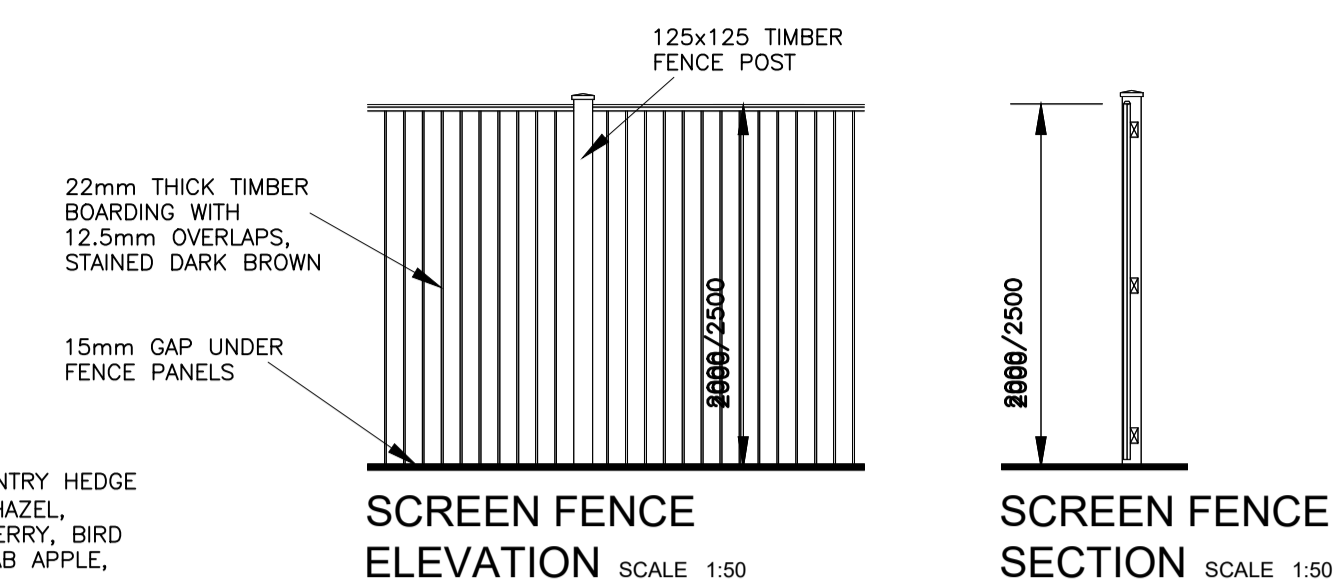
LOCATION PLAN SCALE 1:1250



SITE PLAN SCALE 1:200 @ A1 AS PROPOSED



SITE PLAN VEHICLE TURNING SCALE 1:200 @ A1 AS PROPOSED



SCREEN FENCE ELEVATION SCALE 1:50
SCREEN FENCE SECTION SCALE 1:50

GENERAL NOTES
ANY DEVIATION FROM APPROVED DRAWINGS MUST BE AGREED WITH THE BUILDING CONTROL OFFICER, PLANNING DEPT. AND THIS OFFICE BEFORE WORK COMMENCES.
NO CONDITION, BUILDING DEFECT OR ASBESTOS SURVEY HAS BEEN UNDERTAKEN BY JBW

DIMENSIONS OTHER THAN THOSE FIGURED ON THE DRAWINGS MUST BE VERIFIED BY THIS OFFICE. ALL SETTING OUT ON SITE MUST BE VERIFIED BEFORE MANUFACTURE OF COMPONENTS. ALL DISCREPANCIES MUST BE REPORTED TO THE OFFICE BEFORE WORKS COMMENCE. BOUNDARIES AND RIGHTS OF WAY MUST BE ASCERTAINED BEFORE WORKS COMMENCE.

WRITTEN APPROVAL SHOULD BE OBTAINED FROM ADJOINING OWNERS BEFORE WORK COMMENCES ON THE PARTY WALL OR OVER BOUNDARIES OR WITHIN 3m OF EITHER. UNDER THE PARTY WALL ETC. ACT 1996 A STATUTORY NOTICE MUST BE SERVED AS REQUIRED. JBW LTD WILL NOT AUTOMATICALLY SERVE PARTY WALL NOTICES.

JBW LTD WILL NOT ACT AS PRINCIPLE DESIGNER UNDER THE BUILDING SAFETY ACT 2022

ALL WORK AND MATERIALS TO COMPLY WITH RELEVANT B.S. AND C.E. STANDARDS AND CODES OF PRACTICE AND TO BE IN ACCORDANCE WITH BUILDING REGULATIONS.

DOOR AND WINDOW SIZES SHOWN ARE NOMINAL. ACTUAL SIZE OF DOOR AND WINDOW FRAMES SHOULD BE CHECKED BEFORE CONSTRUCTING OPENINGS.

TOUGHENED OR LAMINATED GLASS MUST BE USED IN THE FOLLOWING AREAS (TO BS 6262: PART 4: 1994 CODE OF PRACTICE FOR GLAZING FOR BUILDINGS)

ANY GLAZING BETWEEN FLOOR LEVEL AND 800mm ABOVE FLOOR LEVEL IN WINDOWS.

ANY GLAZING BETWEEN FLOOR LEVEL AND 1500mm ABOVE FLOOR LEVEL IN A DOOR.

ANY GLAZING IN SIDE FRAMES TO DOORS WITHIN 300mm OF THE DOOR UP TO A HEIGHT OF 1500mm AND ABOVE FLOOR LEVEL.

DETAILS AND CALCULATIONS FOR STRUCTURAL STEELWORK AND TIMBER MEMBERS TO BE APPROVED BY BUILDING CONTROL BEFORE WORK COMMENCES. ALL STRUCTURAL ROOF TIMBERS TO BE PRESSURE IMPREGNATED OR SIMILARLY TREATED.

DESIGN RISK ASSESSMENT
UNDER THE CDM REGULATIONS 2015 CLIENTS HAVE A RESPONSIBILITY TO APPOINT A PRINCIPLE CONTRACTOR FOR BUILDING PROJECTS WHEN TWO OR MORE CONTRACTORS ARE ON SITE.

FURTHER CLIENT DUTIES FOR DOMESTIC PROJECTS CAN BE TRANSFERRED TO THE PRINCIPAL DESIGNER AND/OR PRINCIPAL CONTRACTOR

UNDERGROUND SERVICES
THERE ARE UNDERGROUND GAS AND ELECTRICITY SERVICES ON THE SITE. ACCURATELY POSITION ALL UNDERGROUND SERVICES WITHIN THE SITE BEFORE COMMENCEMENT OF ANY EXCAVATIONS FOR FOUNDATIONS, DRAINAGE, ETC. SEE HSE GUIDANCE NOTES HS (G) 47 AVOIDING DANGER FROM UNDERGROUND SERVICES, BT GUIDANCE NOTES APPENDIX 1, NW CABLE PRECAUTIONS TO PROTECT COMMUNICATIONS APPARATUS, NW WATER PROTECTION OF MAINS AND SERVICES, BRITISH GAS TRANSCO MEASURES TO PROTECT APPARATUS

OVERHEAD CABLES
THERE ARE OVERHEAD CABLES ADJACENT TO THE SITE. THERE IS A RISK OF ELECTROCUTION. SEE BT GUIDANCE NOTES APPENDIX 1 AND HSE GUIDANCE NOTES 6.

HEAVY COMPONENTS
THERE IS A RISK OF INJURY TO OPERATIVES LIFTING HEAVY COMPONENTS. ARRANGE APPROPRIATE HANDLING AND LIFTING EQUIPMENT

ASBESTOS
CHECK FOR EXISTING ASBESTOS SHEETING TO SOFFITS/LININGS/ETC. ANY ASBESTOS FOUND TO BE REMOVED BY AN APPROVED CONTRACTOR AND DISPOSED OF IN A SAFE MANNER.

SITE SPECIFIC ELEMENTS
THE ADJACENT SITES WILL CONTINUE TO BE USED BY EXISTING OCCUPANTS. THE SITE SPACE IS RESTRICTED FOR DELIVERIES AND PLANT MOVEMENTS. A TRAFFIC MANAGEMENT PLAN MUST BE PUT IN PLACE TO SAFEGUARD THE SITE USERS AND ADJACENT SITE USERS.

PLANT MOVEMENTS MUST BE CONTROLLED AND PLANNED TO PREVENT PLANT OVERTURNING.

D		
C		
B	1.12.25	AMEND VISIBILITY SPLAY
A	2.6.25	AMEND FOR PLANNING

REFS

jasonbwade
Chartered Architectural Technologist

PROJECT
RS DEVELOPMENTS LTD

PROPOSED DWELLINGS
64 WESTFIELD LANE
SCHOLLS
CLECKHEATON
BD19 6DR

DRG TITLE
SITE PLAN AS PROPOSED

DRG NO **1637/2** REV **B**

DATE NOVEMBER 2024

22 Fairbanks
Wharf Street
Sowerby Bridge
West Yorkshire
HX5 2AB

01422 831114
jbw@jasonbwade.co.uk

CIAT
Chartered Institute of Architectural Technologists