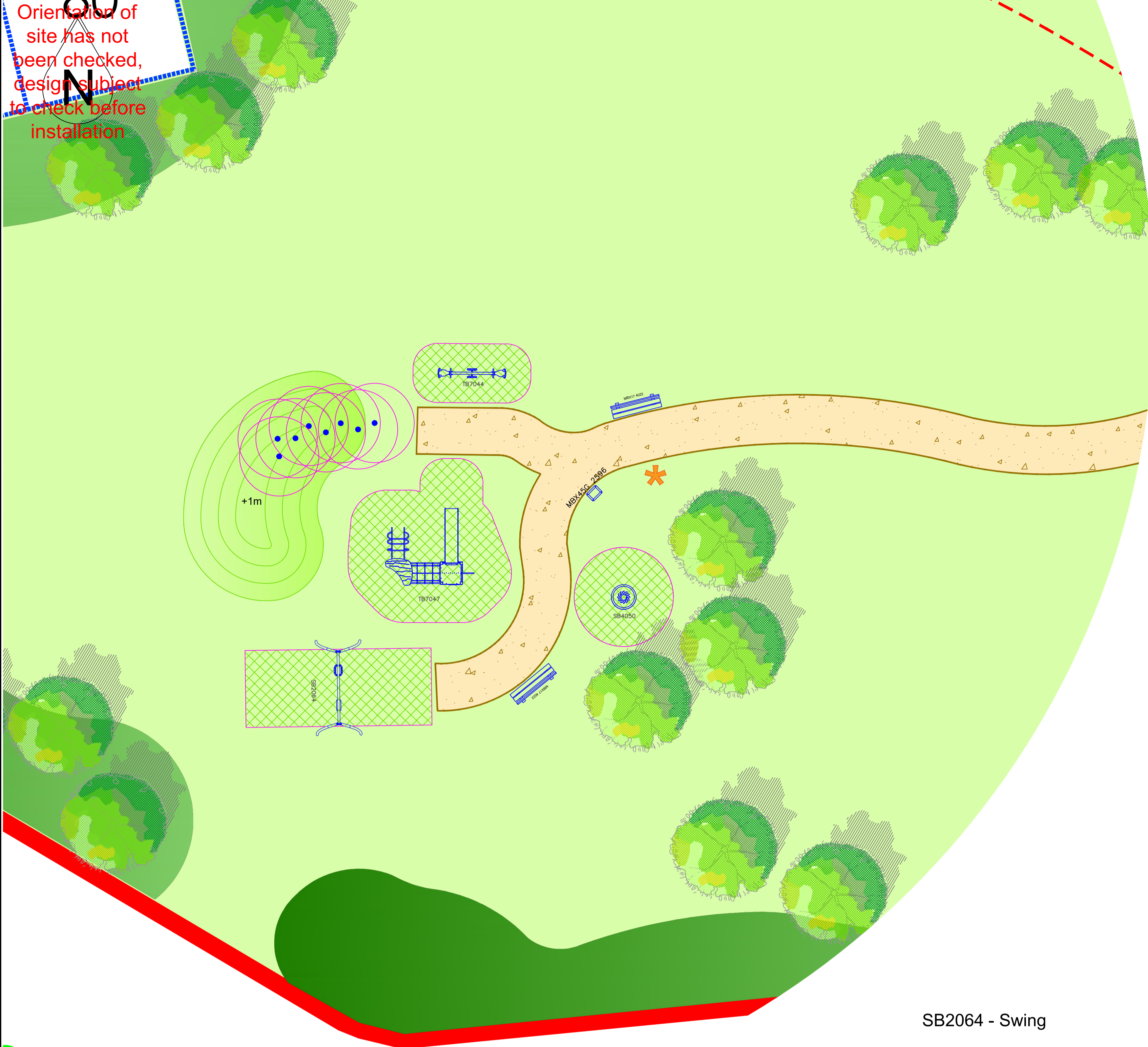




Orientation of site has not been checked, design subject to check before installation



MBX17 4022 - Bench



MBX45 2596 - Bin



MAESL20 - Stepping Posts



SB4050 - Spinner Bowl



TB7044 - See-Saw



SB2064 - Swing



TB7047 - Multi-Play Unit

Miracle Design & Play
 TEL: ++44 (0)1604 658240
 E-MAIL: sales@miracledandp.co.uk
 WEB: www.miracledesignandplay.co.uk

PROJECT TITLE: **Westage, Cleckheaton**

SHEET TITLE: **LEAP**

- Key:**
- Surfacing:
 - Compacted Aggregate Pathway by Client
 - Grass Mounds by Client
 - Existing Grass
 - Grass Mat Safer Surfacing: recover grass tufts 1.5m x 1m to 0.5m x 0.5m
 - Landscaping:
 - Trees by Client
 - Shrub Planting by Client
 - A3 Sized Freestanding Signage

Equipment Fall Zone (No safety surfacing required if located on well maintained turf and under 1.5m CFH)

REVISIONS		
Issue	Description	Date

DRAWN BY: L.White-Robinson

REVISED BY:

CHECKED BY: G. Medica

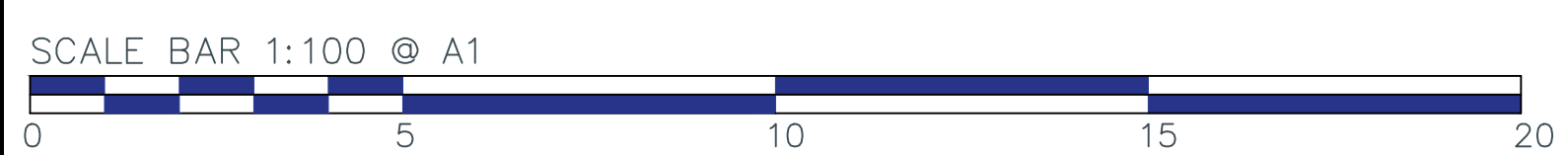
SCALE: 1:100 @A1 ISSUE: --

CLIENT: Strata Homes

DRAWING NO: Q11701

DATE: 01/04/25

© 2024 MIRACLE DESIGN AND PLAY LTD. "ALL RIGHTS RESERVED. THIS DRAWING MAY NOT BE REPRODUCED, TRANSMITTED OR STORED IN WHOLE OR IN PART WITHOUT OUR WRITTEN CONSENT"



EXACT LOCATION OF EQUIPMENT TO BE AGREED ON SITE. ALL SURFACING TO BE FLAT AND LEVEL, ANY DISCREPANCIES IN LEVELS TO BE REPORTED TO MIRACLE DESIGN & PLAY IMMEDIATELY