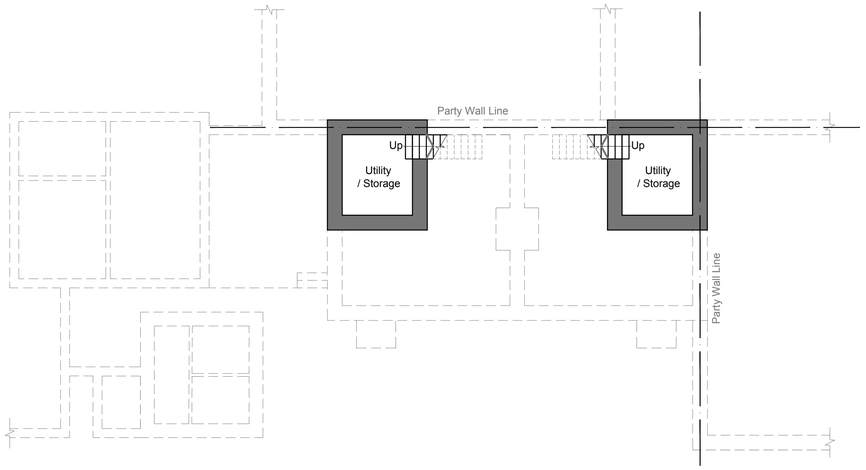

PROPOSED CELLAR FLOOR PLAN

SCALE - 1:100

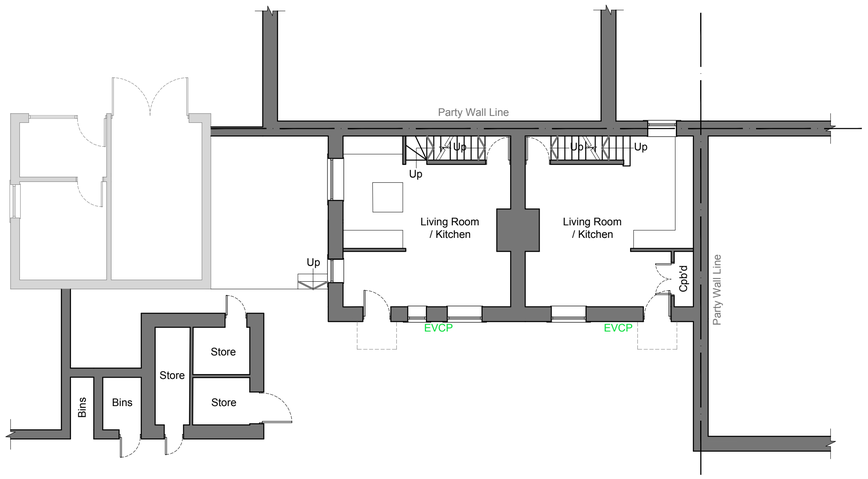

PROPOSED GROUND FLOOR PLAN

SCALE - 1:100

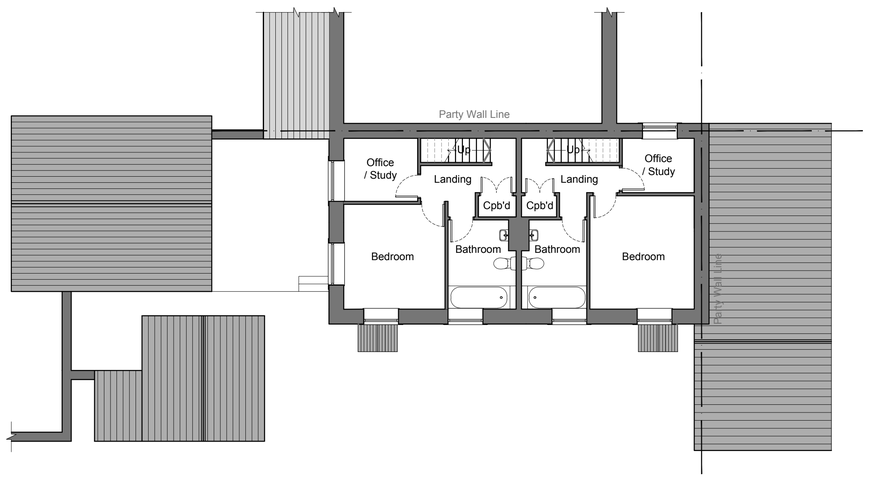

PROPOSED FIRST FLOOR PLAN

SCALE - 1:100

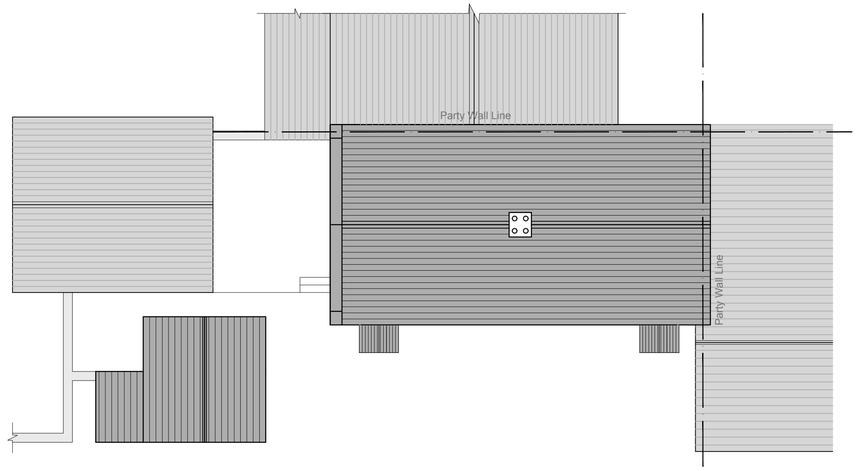

PROPOSED ROOFT PLAN

SCALE - 1:100

PROPOSED SITE PLAN

SCALE - 1:200

LOCATION PLAN

SCALE - 1:1250

NOTES:

ALL DIMENSIONS ARE IN MILLIMETRES. DO NOT SCALE. FIGURED DIMENSIONS ONLY TO BE TAKEN FROM THIS DRAWING.

PROPOSED AREAS

3A PROPOSED GROSS INTERNAL AREA FOR 2 PERSON 1 BED DWELLING AT 3A FIELD HEAD = 67.40m²

3B PROPOSED GROSS INTERNAL AREA FOR 2 PERSON 1 BED DWELLING AT 3A FIELD HEAD = 67.55m²

KEY

EVCP PROPOSED SMART 32amp TYPE 2 ELECTRIC VEHICLE CHARGING POINT

1:100 0 2 4 6 8 10 m

1:200 0 5 10 15 20 m

1:1250 0 25 50 75 100 125 m

Rev	By	PLANNING	Date
A	MW	Initial Issue	11.11.25

PROJECT
RICHARD KNIGHT
3A FIELD HEAD
SHEPLEY
HD8 8DR

DRAWING TITLE
PROPOSED PLANS
PLANNING APPLICATION

DRAWING NUMBER 2025-07-003

DATE	SCALE	SIZE	DRAWN
OCT 2024	AS SHOWN	A1	MW

DRAWING NUMBER	CHECKED	REVISION
2025-07-003	MW	A

003 - PROPOSED PLANS