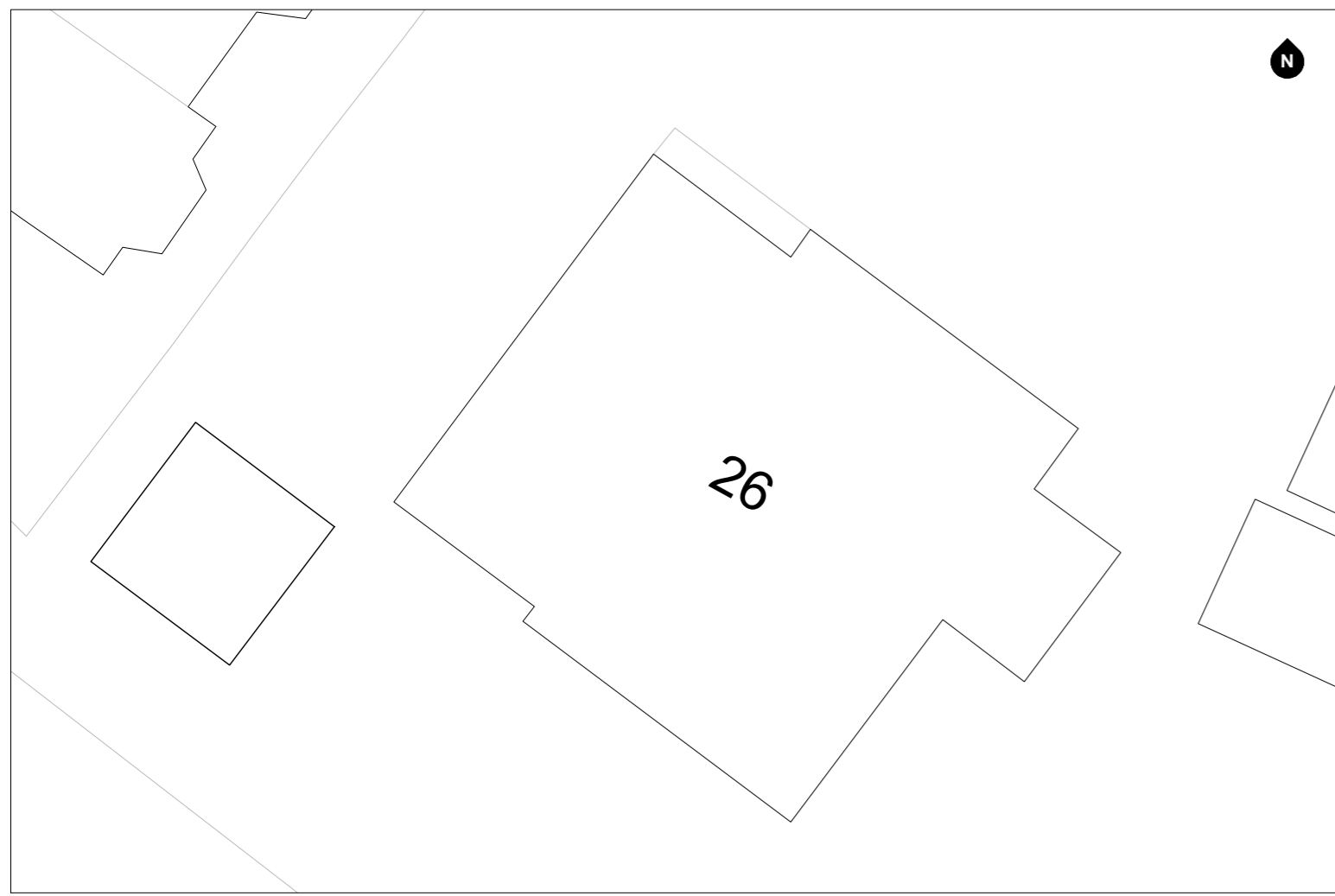
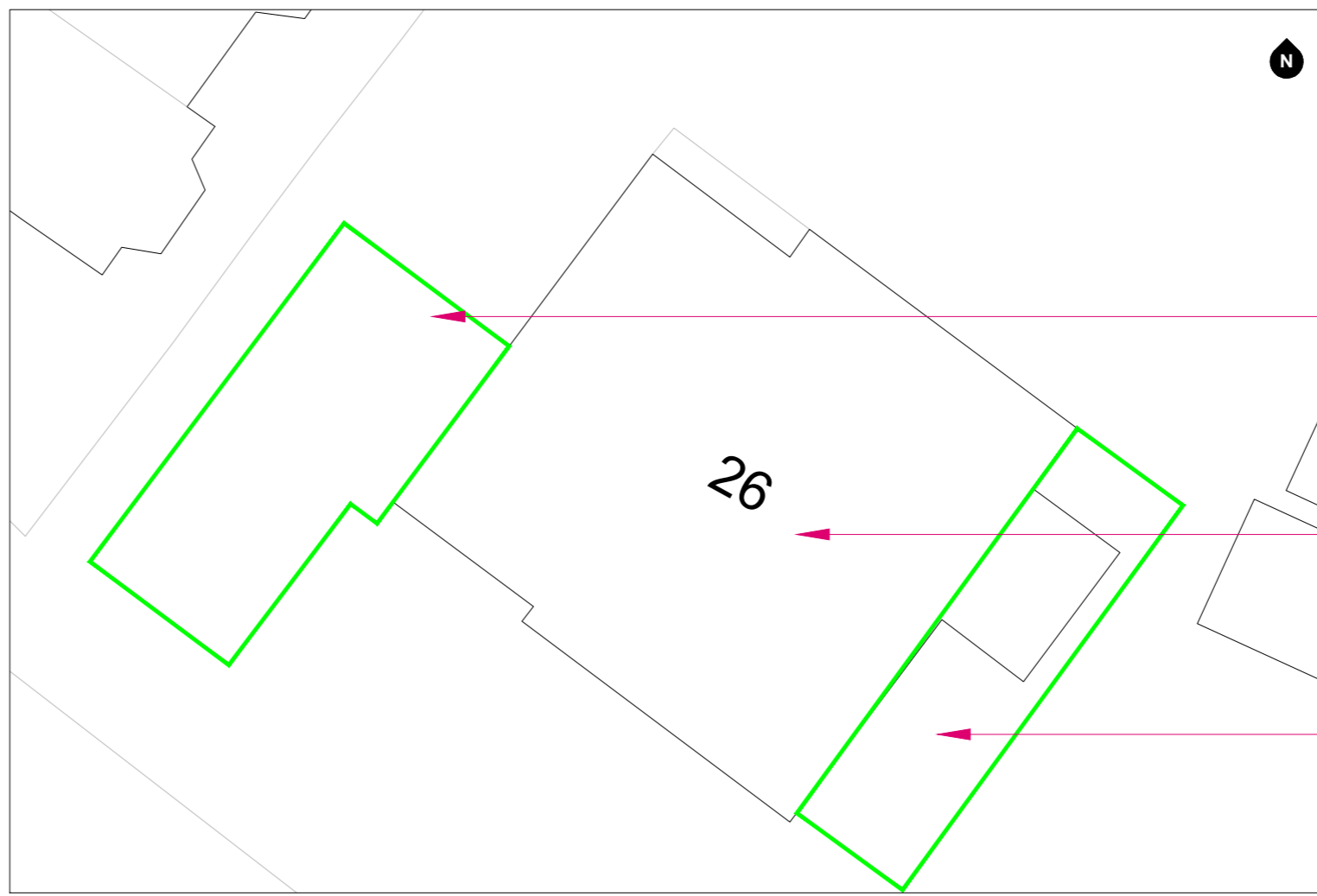


Use figured dimensions only. DO NOT SCALE.
 All dimensions are in millimetres unless noted otherwise.
 All levels are in metres above ordnance datum unless noted otherwise.
 This drawing must be read in conjunction with all other relevant drawings and specifications from the Architect and other consultants.
 © KUFIC 2025

NOTES:



EXISTING SITE PLAN
1:200 @ A1

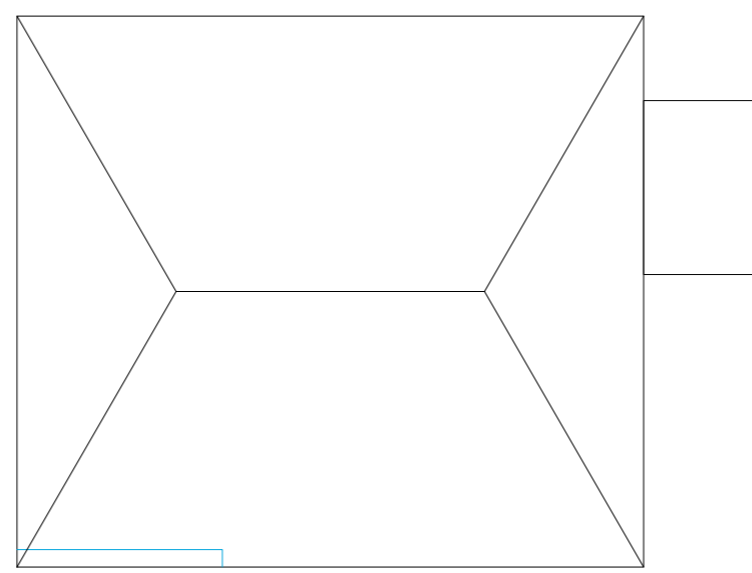


PROPOSED SITE PLAN
1:200 @ A1

Extension of existing detached garage to attach to host dwelling
 Host dwelling
 Single storey side extension



EXISTING GROUND FLOOR PLAN
1:200 @ A1



EXISTING ROOF
1:200 @ A1



EXISTING FRONT ELEVATION
1:200 @ A1



EXISTING SIDE ELEVATION
1:200 @ A1



EXISTING OTHER SIDE ELEVATION
1:200 @ A1



EXISTING REAR ELEVATION
1:200 @ A1



PROPOSED FRONT ELEVATION
1:100 @ A1



PROPOSED SIDE ELEVATION
1:100 @ A1



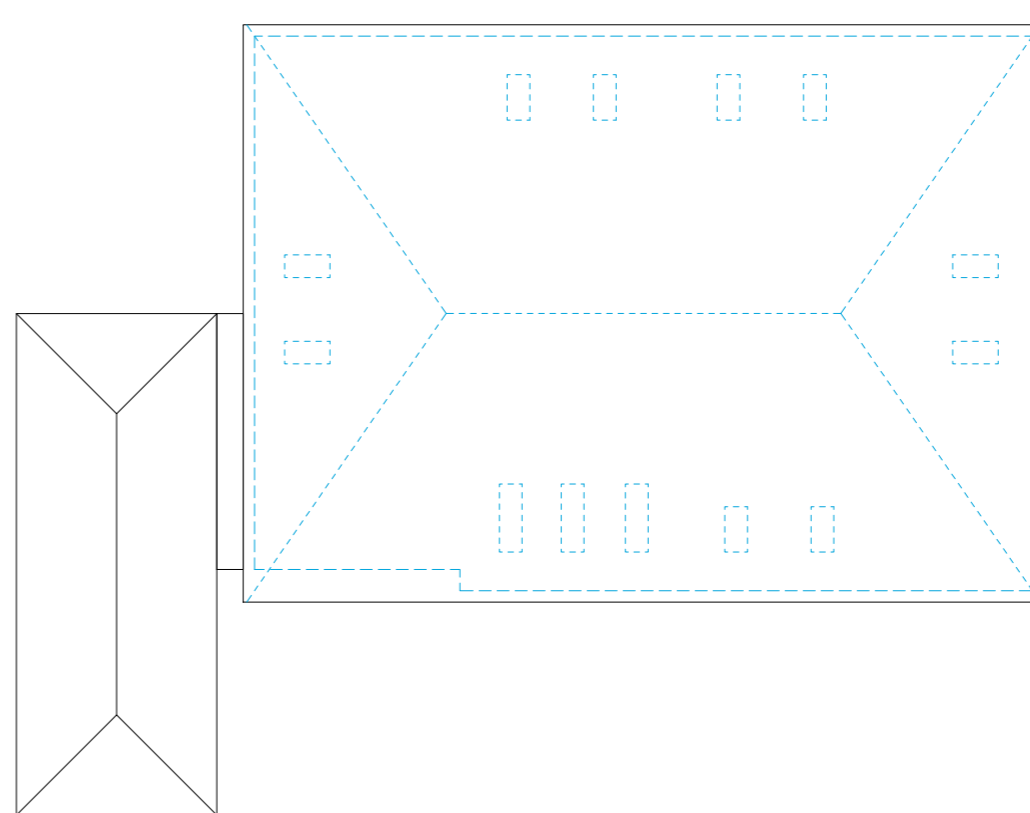
PROPOSED REAR ELEVATION
1:100 @ A1



PROPOSED OTHER SIDE ELEVATION
1:100 @ A1



PROPOSED GROUND FLOOR PLAN
1:100 @ A1



PROPOSED ROOF
1:200 @ A1

PLAN KEY -
 ■ EXISTING WALL
 ■ PROPOSED WALL

KUFIC ARCHITECTS
 Suite 24 Batley Business Park, Technology Drive, Batley WF17 6ER
 Tel: 01924 694 404
 info@kufic.co.uk
 www.kufic.co.uk

PROJECT:
26 LINEFIELD ROAD, BATLEY

TITLE:
INTERNAL REMODEL WITH EXTERNAL ALTERATIONS AND EXTENSIONS

DESCRIPTION:
GROUPED PLANS

DATE: 19/09/25 **DRAWN:** MZ
SCALE: VARIES @A1 **CHECKED:** HD

DRAWING REF: 22254-D03-A **REV:**