

PREPERATION AND PLANTING
 Topsoil to comply with BS3882, 1994.
 All trees and planting to be procured and planted in accordance with British Standards BS 8545:2014
 Organic matter to be proprietary shrub planting compost, or approved compost derived from recycled organic matter.
 Slow release fertiliser to be 'Enmag' or similar.
 All works to existing trees to be carried out with the approval of Local Authority arboriculturist and in accordance with BS 3998, tree work recommendations and BS 5837 trees, in relation to design, demolition and construction -recommendations.

TREE/HEDGE PLANTING
 In accordance with BS4043. Trees to be planted into pits of an appropriate size to accommodate the root system without restriction. For all trees break up bases of tree pits to 150mm
 Backfill tree pits with mixture 2 parts topsoil from stockpile and 1 part green waste compost to PAS100. If soil analysis concludes that existing topsoil is unsuitable for tree planting, import free-draining sandy loam topsoil to BS 3882 for use as tree pit backfill.
 Selected standard trees to be single staked using a 75mm diam machine rounded stake and single Tom tree tie or similar. Finished height of all stakes shall not exceed 1/3 height of tree above ground.

SHRUB & HERBACEOUS PLANTING
 Shrubs and herbaceous plants to be planted into 400mm depth of high quality topsoil complying with BS3882, 1994.
 100 mm depth organic matter to be spread over planting area and cultivated into soil to a min 400mm depth.
 Shrubs to be planted into prepared soil in pits large enough to accommodate full rootball.
 Finished beds to be lightly forked over and dressed with 75mm depth coarse forest bark mulch. Plant mixes to be planted in groups of 1,3,5 & 7

AMENITY GRASS SEEDING
 A minimum of 100mm of clean topsoil to be spread over all areas of proposed amenity grass seeding.
 Area to be cultivated using a disc harrow or rotovator, to 100mm depth then further cultivated to 50mm depth and rolled to produce a firm seed bed.
 Pre-seed fertiliser to be applied at 50gm/m² and incorporated.
 A low maintenance fescue/bent seed mix to be sown. Eg: Germinal, A4 at 35gm/square metre.

AFTER CARE -5 YEARS
 Trees
 Keep an area 1m in diam free from weed growth around all trees by applying woodchip and organic matter should be laid around the base of the trees annually for the first 3-year period.
 This will help ensure the prevention of weed growth, the retention of soil moisture, and the prevention of strimming around the base of the trees.

For trees retained and introduced as part of any agreed landscaping scheme, there shall be no strimming, mowing or chemical spraying within a 1metre circumference around all of the site trees within the lifetime of the trees.
 Trees stakes and ties should be inspected annually, and when appropriate to do so they should be removed once the trees have established. This would normally be at c. years 2 or 3, but may be later than that if the trees need additional time to establish.
 Annually apply a slow release fertiliser in spring in years 1 -4. Replace all failures.

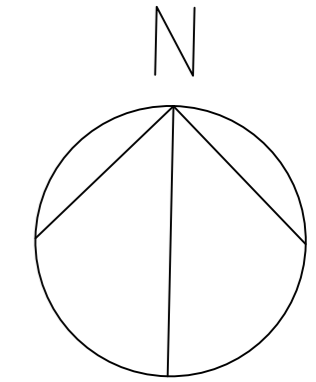
Shrub areas.
 Keep all area free from weed growth by hand pulling or herbicide treatment
 Annually apply a slow release fertiliser in spring in years 1 -4. Replace all failures.
 Prune all damaged or broken branches. Prune all shrubs overhanging footpaths.
 Top-up mulch in years 2 and 4 to maintain 75mm depth.

Grass and turf areas
 First cut to take place when sward is 4 to 8 cm high. Areas to be lightly rolled and stone-picked prior to cutting. Thereafter amenity grass and turf to be cut regularly throughout the growing season, wildflower areas to be left uncut between April and late June to allow flowering and seed set of wild flowers. All cuttings from wildflower areas to be raked up and disposed of off-site or placed into heaps at the base of hedge along southern boundary of site.

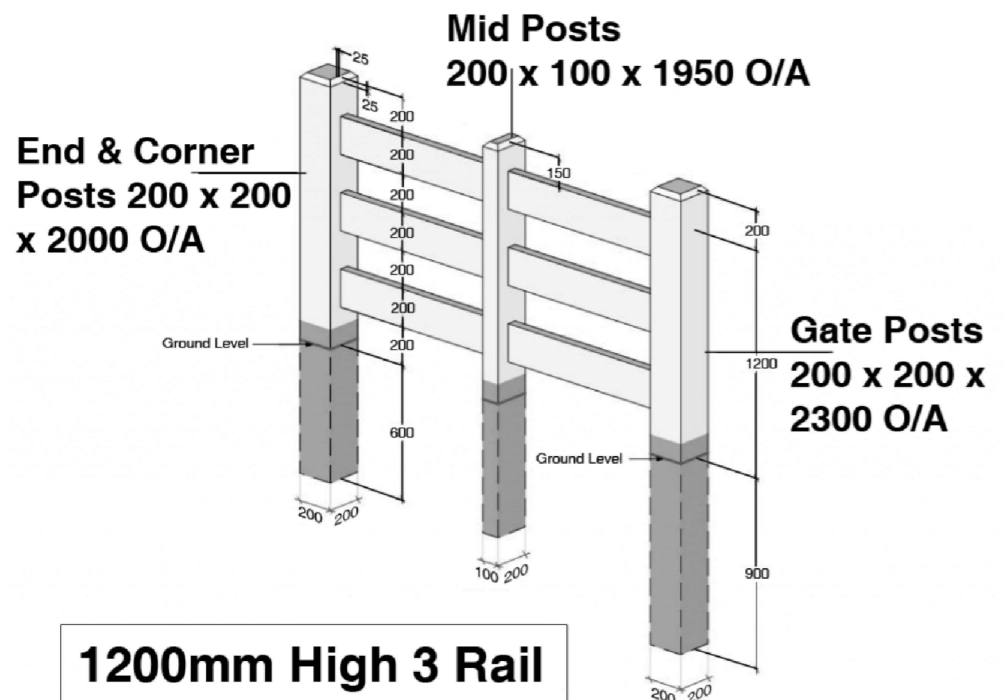
Watering
 Watering, requirements vary depending on a number of factors such as species and location, but a general rule is that **trees should receive at least 50 litres of water per week (April to September) for the first 3 years.**
 This should be sufficient to ensure they resist any drought conditions, but may need to be extended subject to climatic conditions over the initial 3-year period.

PHASING
 All trees and to be planted in the first dormant season (Nov to March) after completion of construction.
 All bare root and container plants to be planted in the first March after completion of construction.
 All grass to be seeded in the first season following completion of construction. Between end May and End June or September.
 Trimming back of existing hedgerow must be carried out outside bird nesting season.

- LEGEND:
- Existing retained tree(s)
 - Proposed native hedge
 - Proposed 1.2m Timber post & rail fence
 - Proposed lawn
 - Proposed slab paving
 - Proposed crushed stone



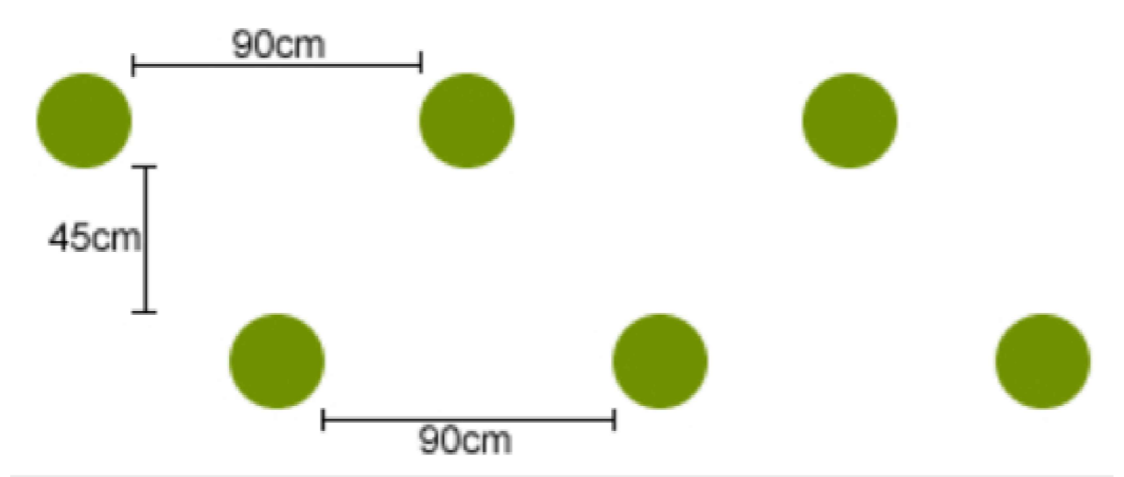
Post & Rail fence typical detail



Hedge specification

number	Native Hedge	size	container	density
81	<i>Alnus glutinosa</i>	50-60cm	3L/bareropot	90cm centres/ double row staggered

Double staggered row hedge planting detail



INK SPOT

LANDSCAPE ARCHITECT | PLANTING DESIGN

2 KIRKGATE, HANGING HEATON, WF176DA.
 E: INK.SPOT.STUDIO@OUTLOOK.COM

WWW.INK-SPOT-STUDIO.WEBNODE.CO.UK

Client: **Mrs P Dews.**

Project: **Land at, Jill Lane, Mirfield, WF14 0DR**

Drawing: **Layout for conditions no, 5 & 18 . 2023/62/93067/E**

Date: **March 2025** Scale: **1:200@A2**

Drawing No: **IS-25-001-01** Rev: