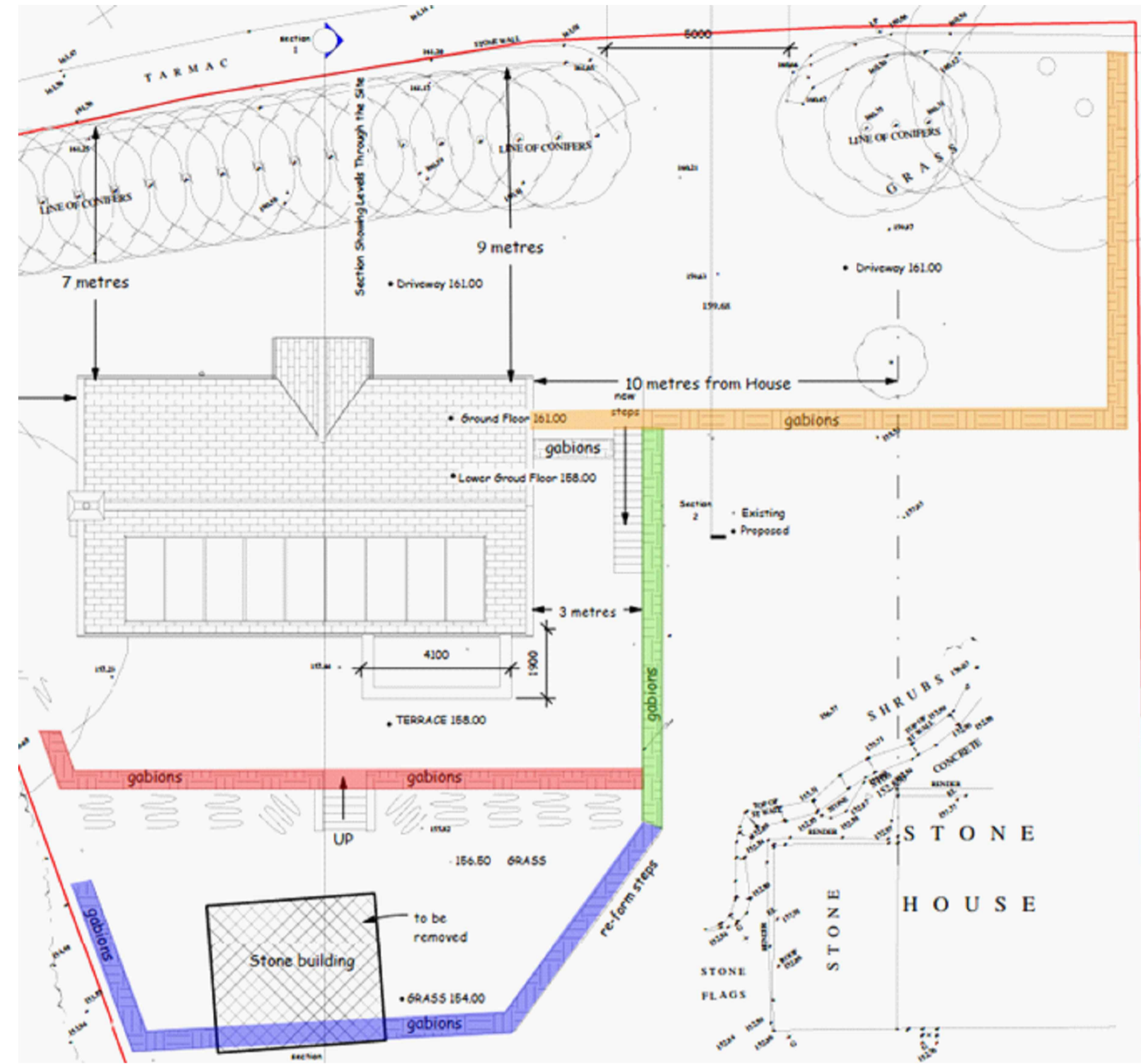


NOTES:-

THIS DRAWING IS COPYRIGHT AND MUST NOT BE COPIED IN PART OR IN WHOLE UNLESS AGREED WITH AVIE CONSULTING LTD
 ALL DIMENSIONS ARE IN MILLIMETRES UNLESS NOTED OTHERWISE
 DO NOT SCALE THIS DRAWING - IF IN DOUBT ASK
 1. ALL DIMENSIONS & LEVELS TO BE CHECKED BY THE CONTRACTOR PRIOR TO COMMENCEMENT OF WORK. ANY DISCREPANCY SHALL BE REPORTED IMMEDIATELY TO AVIE CONSULTING LTD
 2. ALL WORK SHALL BE CARRIED OUT IN ACCORDANCE WITH LOCAL AUTHORITY, STATUTORY AUTHORITY, HEALTH & SAFETY REQUIREMENTS AND REGULATIONS.
 3. THE DRAWINGS SHALL BE READ IN ACCORDANCE WITH ALL OTHER CONTRACT DOCUMENTS RELEVANT AT THAT TIME OF ISSUE AND DURING THE PERIOD OF THE CONTRACT.
 4. THE CONTRACTOR MUST ENSURE THE OVERALL STABILITY OF THE WORKS IS ADEQUATE AT ALL STAGES OF THE CONSTRUCTION.
 5. NO ALLOWANCE HAS BEEN MADE FOR CUTOUTS, HOLES, NOTCHES, ETC. FOR SERVICES. ALL OF THESE ARE TO BE AGREED PRIOR TO THE START OF THE WORKS.



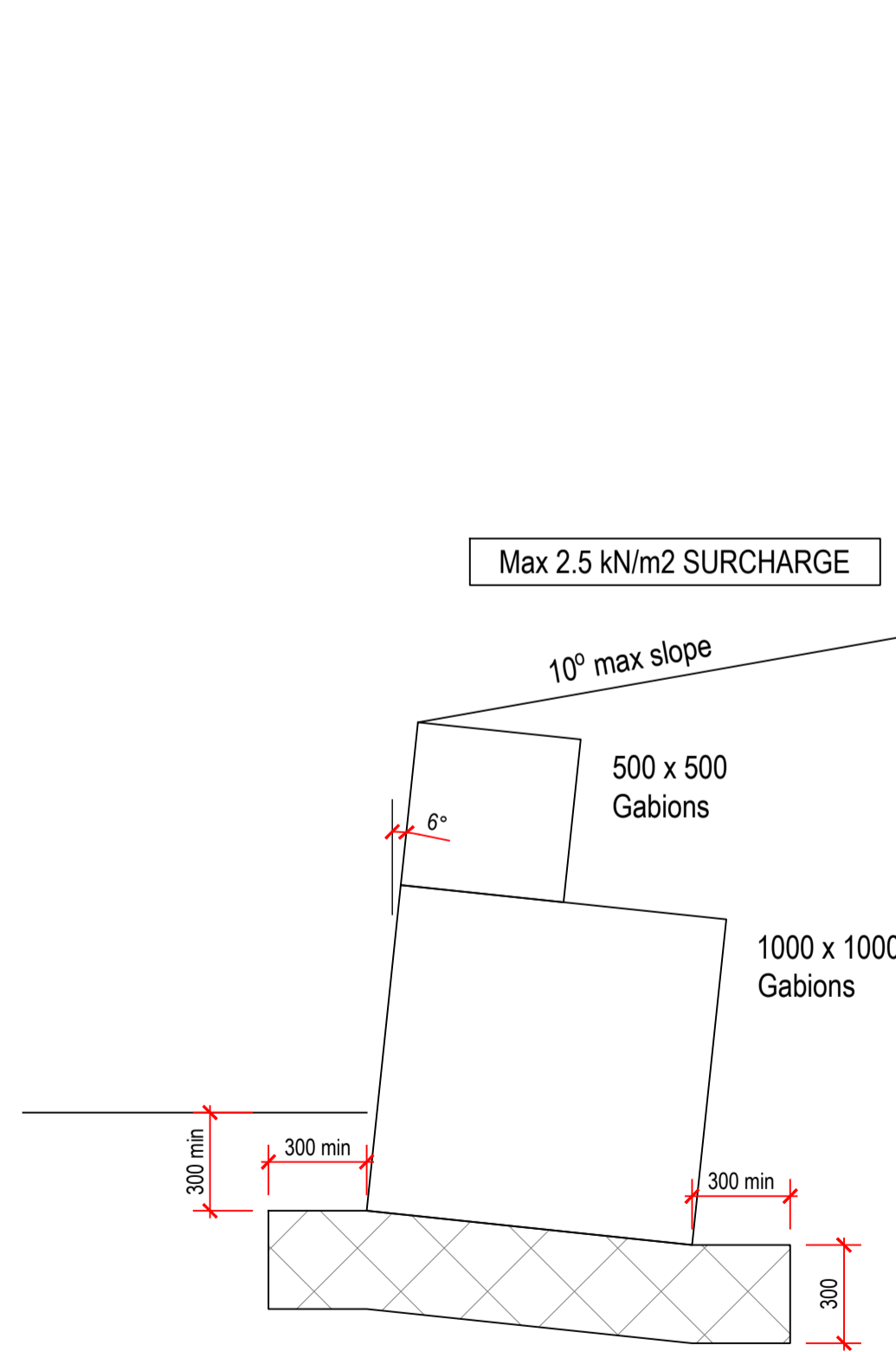
KEY PLAN

NTS

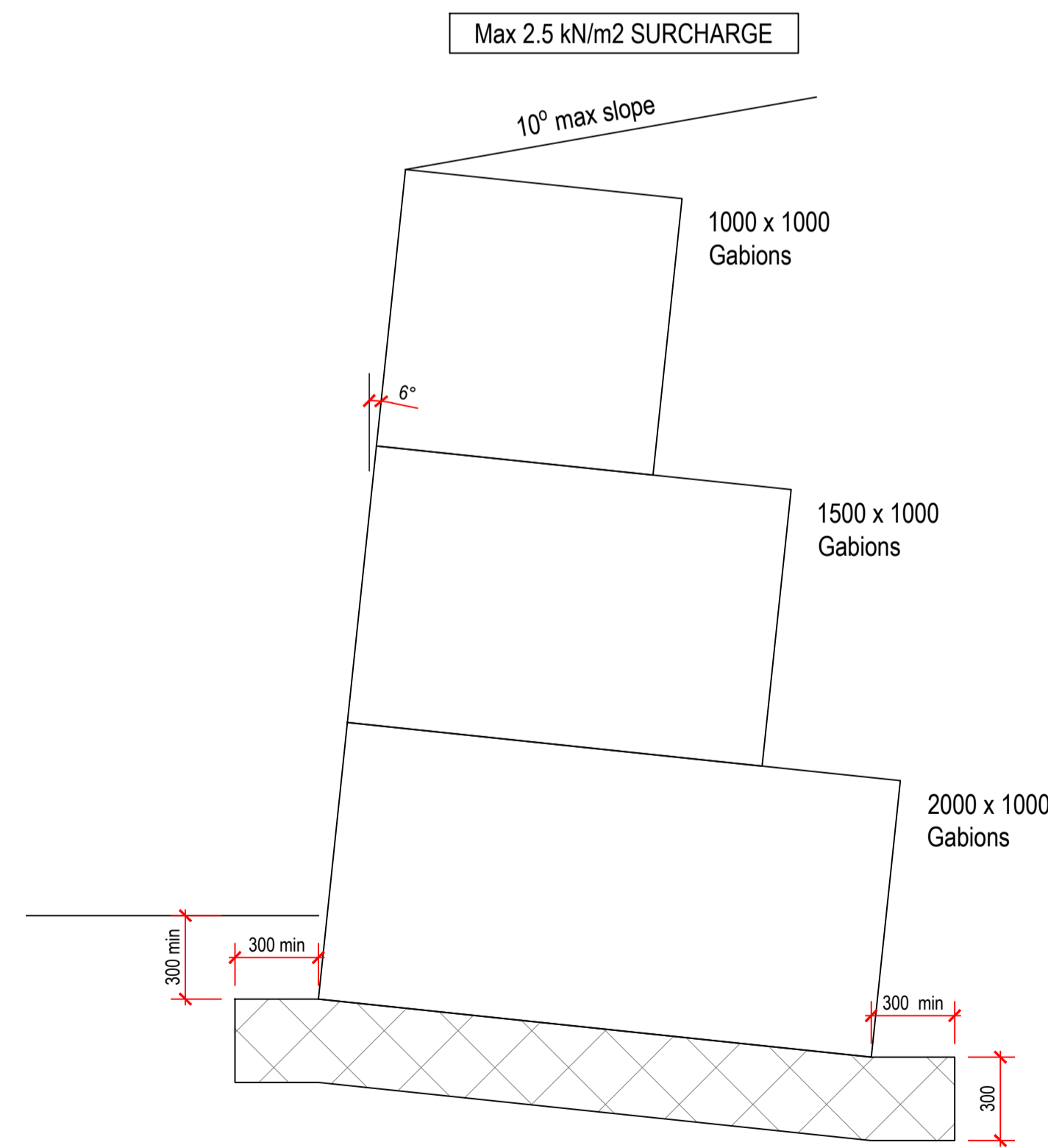
WALL 1	Red	
WALL 2	Blue	
WALL 3	Green	
WALL 4	Yellow	

GABION WALL SPECIFICATION

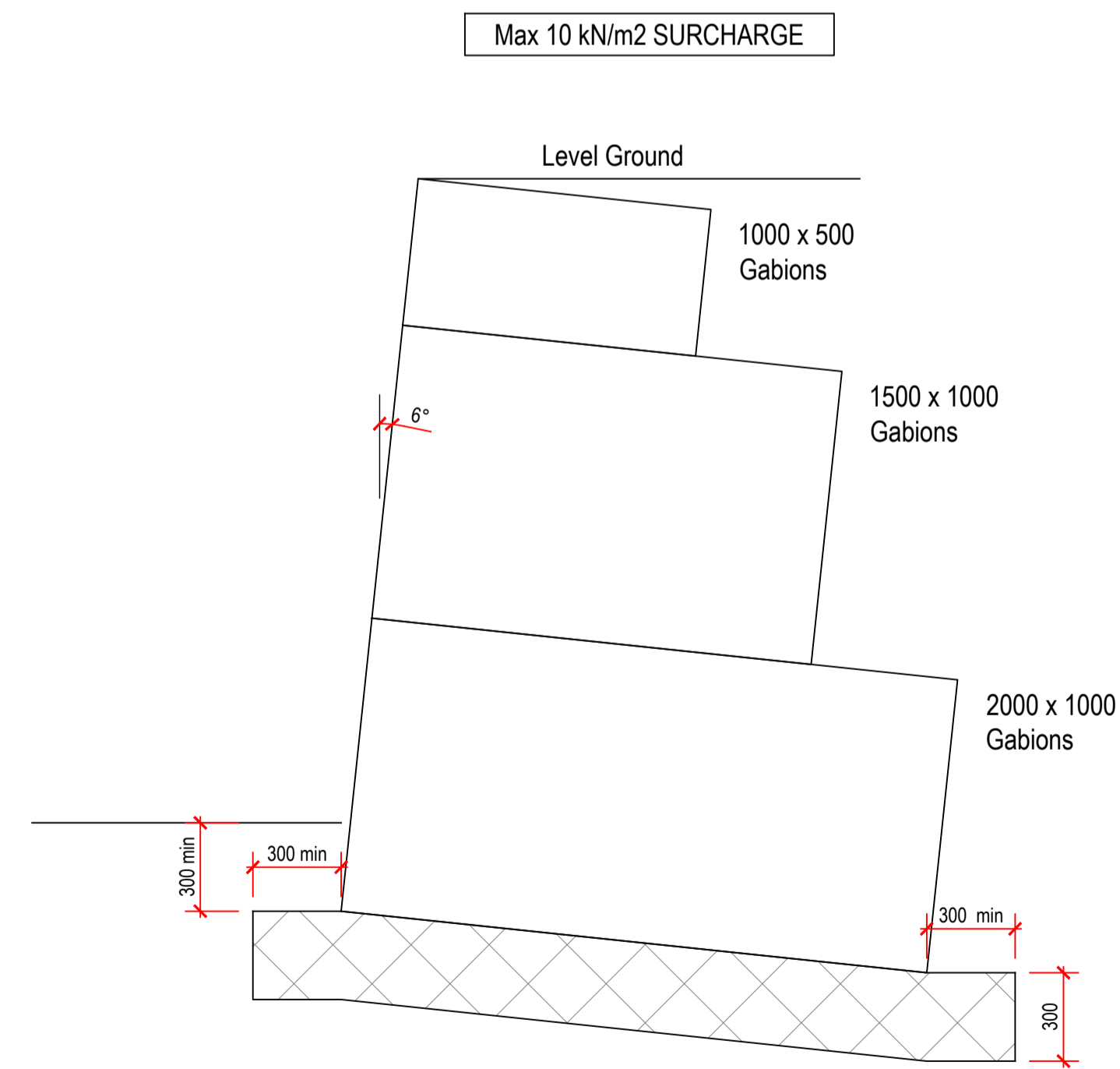
- Gabion baskets to be from bi-axial welded galvanized steel wire and comply with BS EN 10223-8:2013
- Designs shown are indicative and gabion manufacturer to carry out final design to suit their product
- All installation is to be strictly in accordance with the manufacturer's instruction
- Gabions to be on 300mm min MCHW Series 600 Class 6F5 sub-base
- Gabion fill to be 100mm to 150mm or 100mm to 200mm quarried stone to MCHW Series 600 Class 6G
- Face stone appearance to Architect's details
- Backfill to gabions to be MCHW Series 600 Class 6N suitably rolled and compacted in max 300mm layers and raised with gabion stone fill
- The rear face of the gabions is to have a geotextile filter membrane extended 300mm min from top back edge
- Edge protection at top of gabion wall to architect's detail



1,2 RETAINING WALL
Scale: 1:20



3 RETAINING WALL
Scale: 1:20



4 RETAINING WALL
Scale: 1:20

NOT FOR CONSTRUCTION

Rev	Date	Amendment	By	Chk
P00	25.07.25	Initial Issue	GH	GH
<p>6 Killingbeck Court, Killingbeck Office Village, Killingbeck Drive, Leeds LS14 6FD. Tel: 0113 249 7416 www.avie-consulting.co.uk</p>				
Project: 170 Penistone Road, Shelley				
Client: Mr I Sowerby				
Drawing Title: Garden Gabion Wall Details				
Drawn By:	Checked By:	Approved By:		
GH				
Avie Project No:	Scale:	Sheet Size:		
P4541	1:50	A1		
Revision Status:	Suitability Status:	Date:		
		July 25		
Suitability Description: FOR COMMENT				
Drawing Reference: Project - Originator - Zone - Level - File Type - Discipline - Number				
P4541-AVE-XX-XX-D-S-0013				