

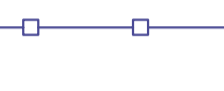



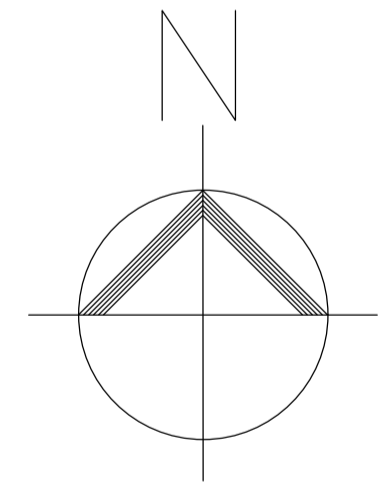


KEY

-  Site vehicle access point
-  Construction Area
-  Tree protection fencing
-  Temporary ground protection, for wheeled or tracked vehicles and plant which exceeds a gross weight of 2 tonne, as detailed in outline AMS.
-  Temporary ground protection, for pedestrian operated vehicles and plant up to a gross weight of 2 tonne, as detailed in outline AMS.
-  Existing Trees
Green: Canopy
Orange: Root Protection Area

NOTE: Areas are approximate for pricing purposes. areas and routes can be amended to fit final design.



Landscape, Flint Street, Huddersfield HD1 6LG

Client **PARKS & GREENSPACES**

Project **Cliffe House**

Drawing Title **Tree Protection Plan - Outline**

A1	Scale	1:100	Drawn	EW	Checked
	CSJ Ref	V:\projects\landscape\huddersfield\projects\cliffe house\4_drawing\ltd\886 to 101 site boundary & access			

Project No.	Drawing No.	Revision
LAD.686	LA-102	

Plotted by Emma Wilson on 9/3/2025 at 0:11:48:59 @ scale