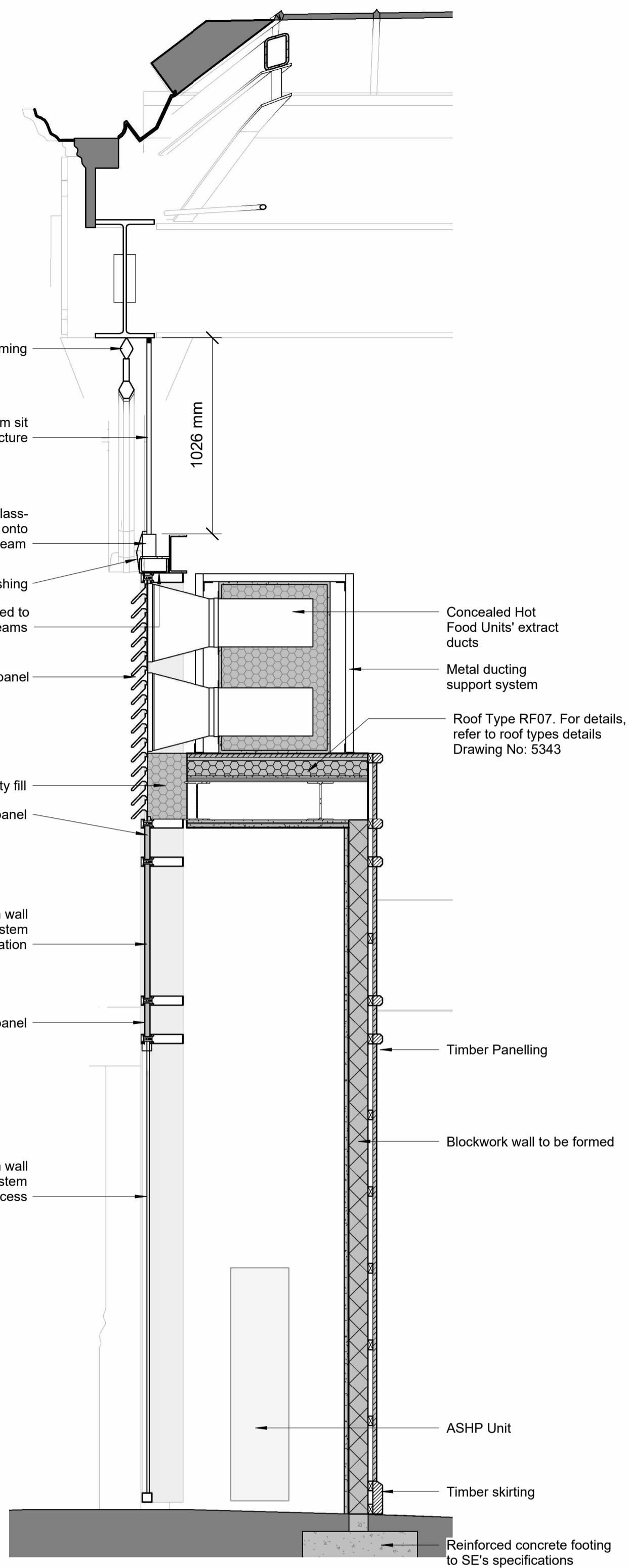




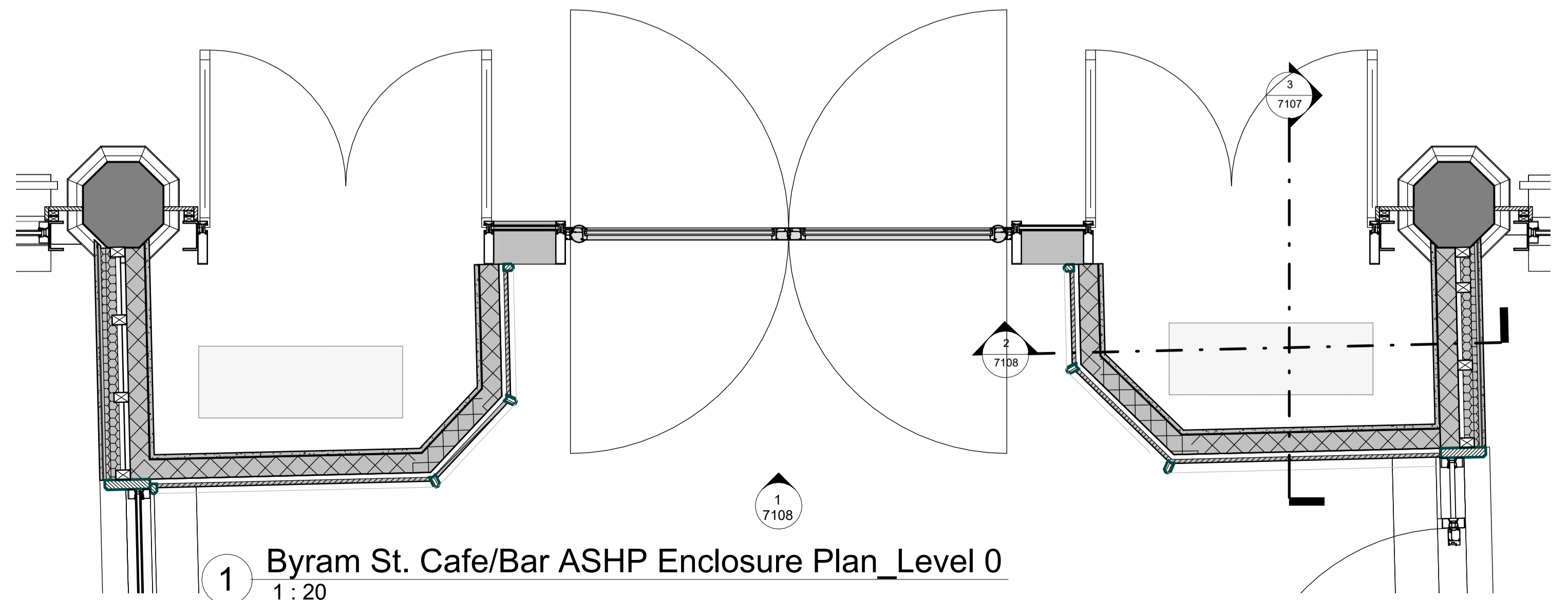
- Existing cast iron beam
- Existing ornate framing
- New glazed opening lights. Openers to be automated and environmentally controlled
- New glazed opening lights. Openers to be automated and environmentally controlled
- Curtain wall louvered panel
- Solid panel
- Perforated metal curtain wall panels to allow ASHP system ventilation
- Solid panel
- Perforated metal curtain wall panels to allow ASHP system ventilation
- Perforated metal curtain wall door to allow ASHP system ventilation
- Fixed glazed panel
- Metal framed glazed door
- New stall riser with glazed brick slips
- Concrete footing to support glazing above

9 Byram St. Cafe/Bar ASHP Enclosure Elevation
1:20

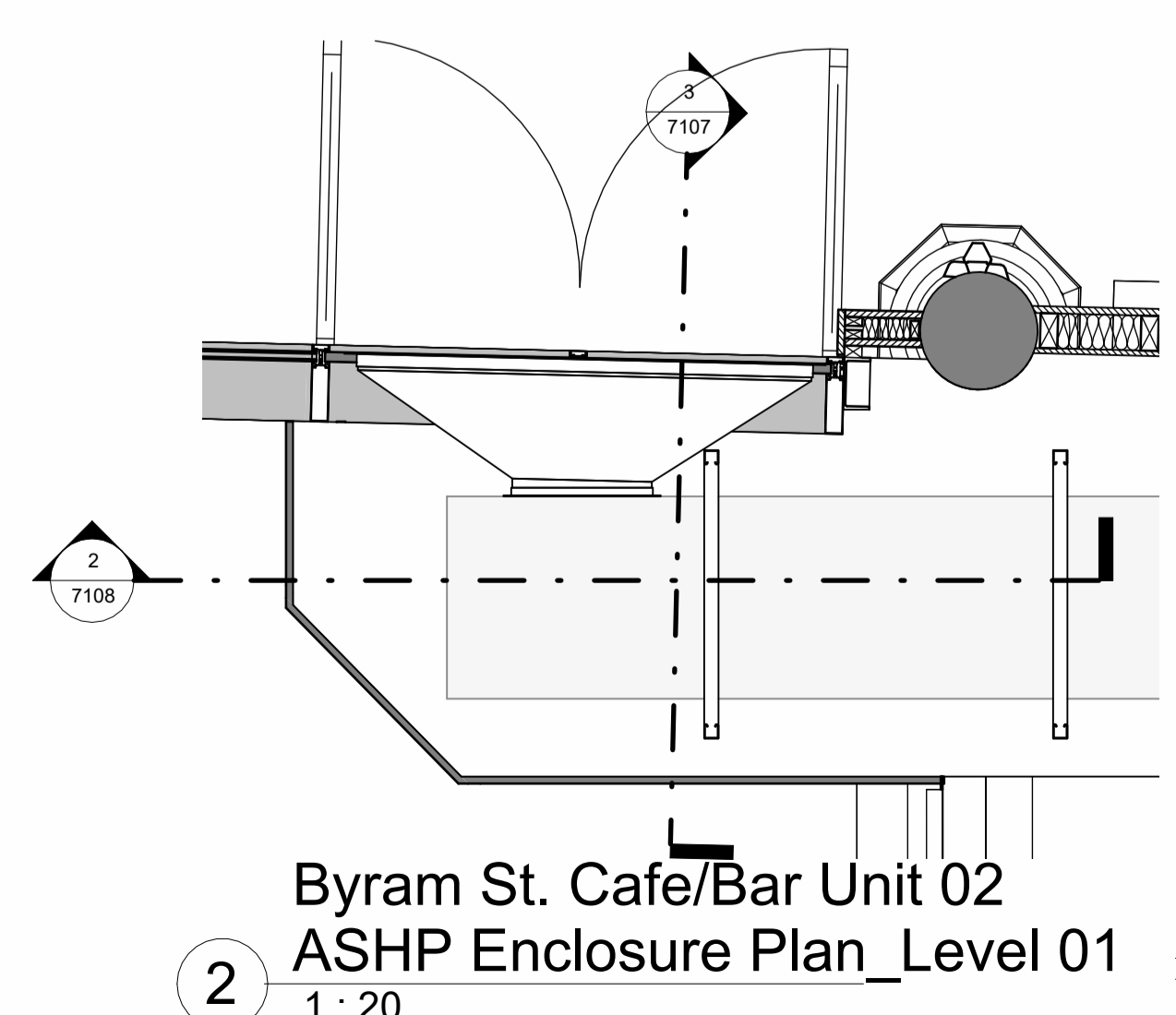


- Existing Ornate Framing
- New glazed balustrade system sit behind existing structure
- New base fixed aluminium glass-clamping base rail fixed onto structural beam
- Aluminium flashing
- Curtain wall system fixed to structural beams
- Curtain wall louvered panel
- Cavity fill
- Solid panel
- Perforated metal curtain wall panels to allow ASHP system ventilation
- Solid panel
- Perforated metal metal curtain wall door to allow ASHP system ventilation and access
- Timber Panelling
- Blockwork wall to be formed
- ASHP Unit
- Timber skirting
- Reinforced concrete footing to SE's specifications
- Concealed Hot Food Units' extract ducts
- Metal ducting support system
- Roof Type RF07. For details, refer to roof types details Drawing No: 5343

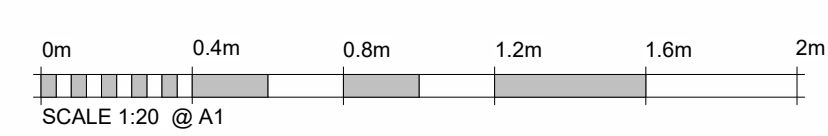
3 Byram St Cafe/Bar ASHP Enclosure Section 1
1:20



1 Byram St. Cafe/Bar ASHP Enclosure Plan_Level 0
1:20



2 Byram St. Cafe/Bar Unit 02 ASHP Enclosure Plan_Level 01
1:20



Do not remove this panel from this drawing. Do not scale from this drawing. All dimensions and levels are to be checked on site. All discrepancies, errors and omissions must be reported immediately to Greig and Stephenson Ltd. The contractor is responsible for setting out, checking and confirming all site conditions prior to fabrication and construction. All building and fabrication works are to be carried out in accordance with the Local and National Building Codes, practices and standards. This drawing is copyright and must not be reproduced without the written consent of Greig and Stephenson Ltd. Greig and Stephenson Ltd. accept no responsibility for any loss or expenses arising from use of this drawing for any purpose other than those agreed in writing by Greig and Stephenson Ltd. This drawing is not to be used by any third party without the written consent of Greig and Stephenson Ltd.

REV	DATE	COMMENT	DRW APRV
P01	28/08/25	Issued for Planning	CS/SS NM

Greig & Stephenson Architects

Studio SW.201, Screenworks
22 Highbury Grove
London, N5 2ER
tel. 020 7403 5511
fax. 020 7403 5544
email. info@gands.co.uk

CLIENT KIRKLEES COUNCIL

PROJECT HUDDERSFIELD MARKET

STATUS S3 - FOR REVIEW AND COMMENTS

DRAWING Typical ASHP Rejection Unit Enclosure Design Intent

SCALE	DRW CHKD	RVW APRV	DATE
1:20 @ A1	SS NM	NM AP	24/03/25

DRAWING NUMBER	REVISION
HMH-GSA-MH-XX-D-A-7107	P01