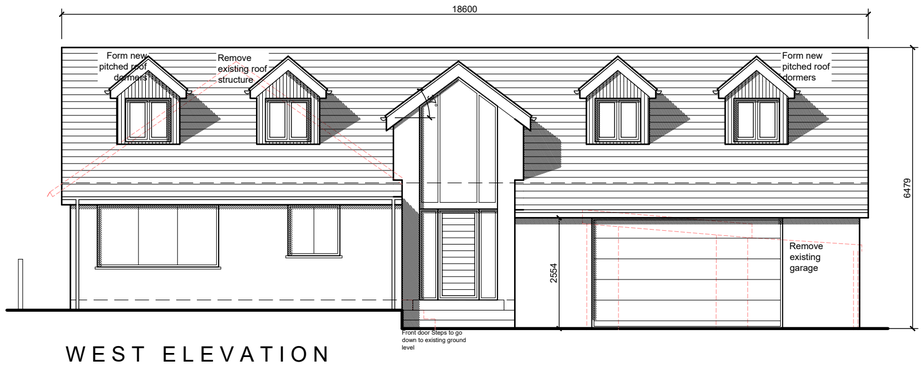

WEST ELEVATION

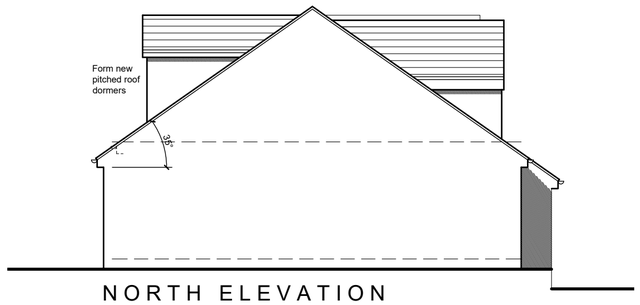

NORTH ELEVATION

BLOCK PLAN AT 1:500

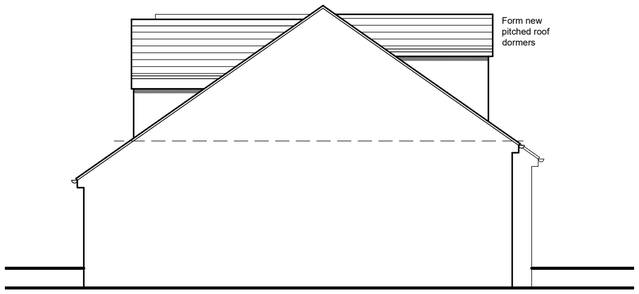

SOUTH ELEVATION

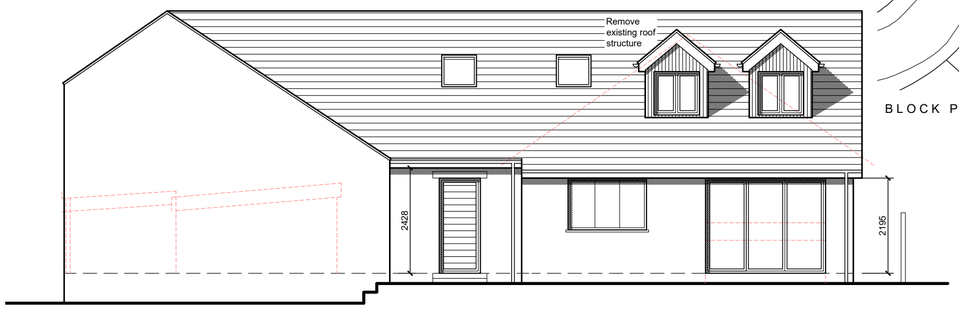

EAST ELEVATION

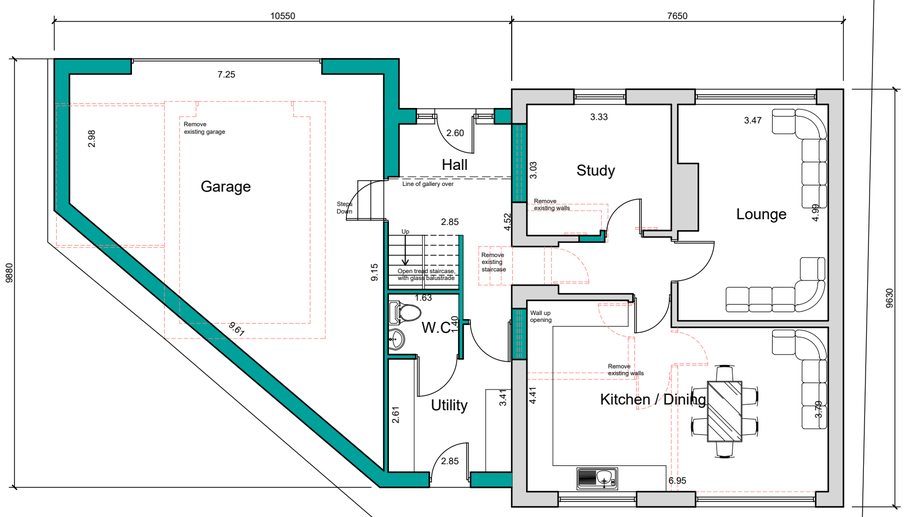

GROUND FLOOR PLAN

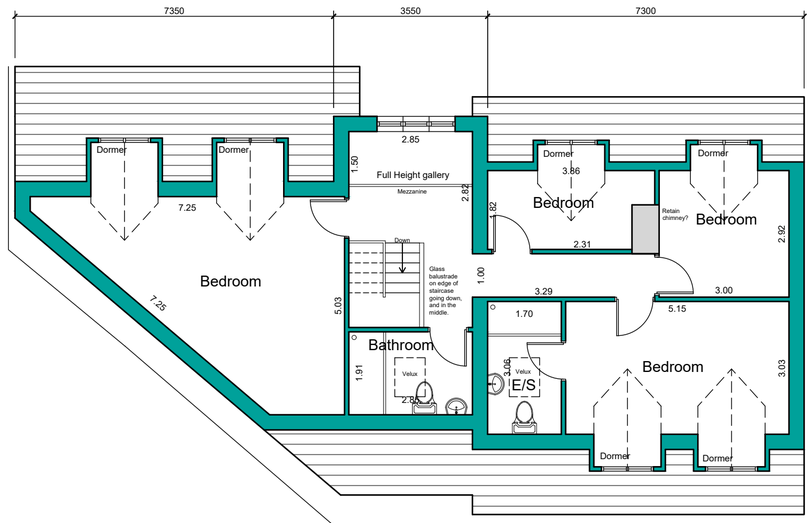

ROOF PLAN

1:100 0 2 4 6 8 10 m

NOTES

This drawing has been prepared specifically for the purpose of obtaining Planning and or Building Regulations Approval. Its suitability for other purposes without additional supplementary details and specifications cannot be guaranteed.

All dimensions are to be checked on site, any discrepancies are to be reported to the designer before work commences. Use only figured dimensions.

All structural components shown are indicative only. Details / calculations of structural members are to be provided by the Structural Engineer.

This drawing is not to be copied or divulged to a third party without written permission.

N

Heneghan ARCHITECTURE
enquiries@heneghanarchitecture.com
www.heneghanarchitecture.com

Revisions

P01	Preliminary Issue	02.07.25
P02	Amendments	21.07.25

Project:

Extensions and Alterations

at 19 Westfields Avenue
Mirfield
Huddersfield

for Mr M Ruston

Proposed Plans, Elevations and Block Plan

Purpose of issue: PLANNING

Drawn	CD
Date	May 2025
Scales	1:100 @ A2
Drawing No.	2554-0301-P02