

The Statutory Biodiversity Metric Start page

| Project details | | | |
|--|------------------------------|---|------|
| Planning authority: | Kirklees Council | | |
| Project name: | Gernhill Avenue, Fixby | | |
| Applicant: | Thornhills Estates | | |
| Application type: | Forestry Track | | |
| Planning application reference: | | | |
| Completed by: | K. Haymes (Senior Ecologist) | | |
| Date of metric completion: | 21.11.2024 | | |
| Reviewer: | M. Baker (Senior Ecologist) | | |
| Calculation iteration: | | | |
| Planning authority reviewer: | | | |
| Date of planning authority review: | | | |
| Target % net gain: | 10% | | |
| Irreplaceable habitat present at baseline: | No ✓ | | |
| Total site area - including irreplaceable habitat area (hectares): | 0.38 | Irreplaceable habitat site area (hectares): | 0.00 |
| Total off-site area - including irreplaceable habitat area (hectares): | 0.18 | Irreplaceable habitat area off-site (hectares): | N/A |

| Cell style conventions | |
|------------------------|--|
| ⚠ | Attention required |
| ⚠ | Input error/rules and principles not met |
| | Use of this cell is not appropriate |
| | Enter data |
| | Automatic lookup |
| | Result |

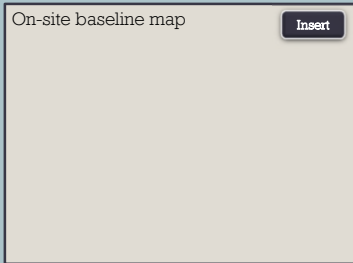
Main menu

Results

View all

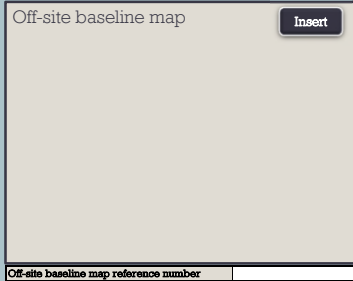
Reset view

On-site baseline map Insert



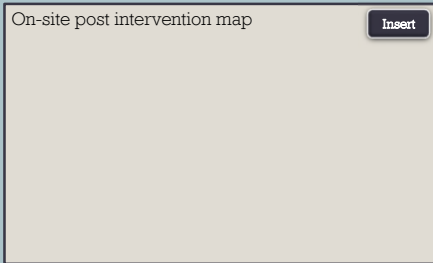
On-site baseline map reference number

Off-site baseline map Insert



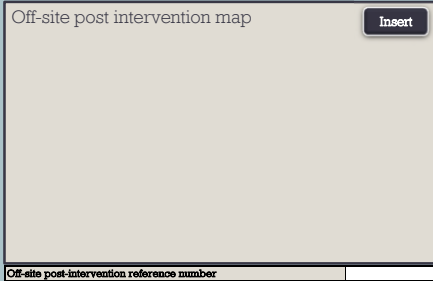
Off-site baseline map reference number

On-site post intervention map Insert

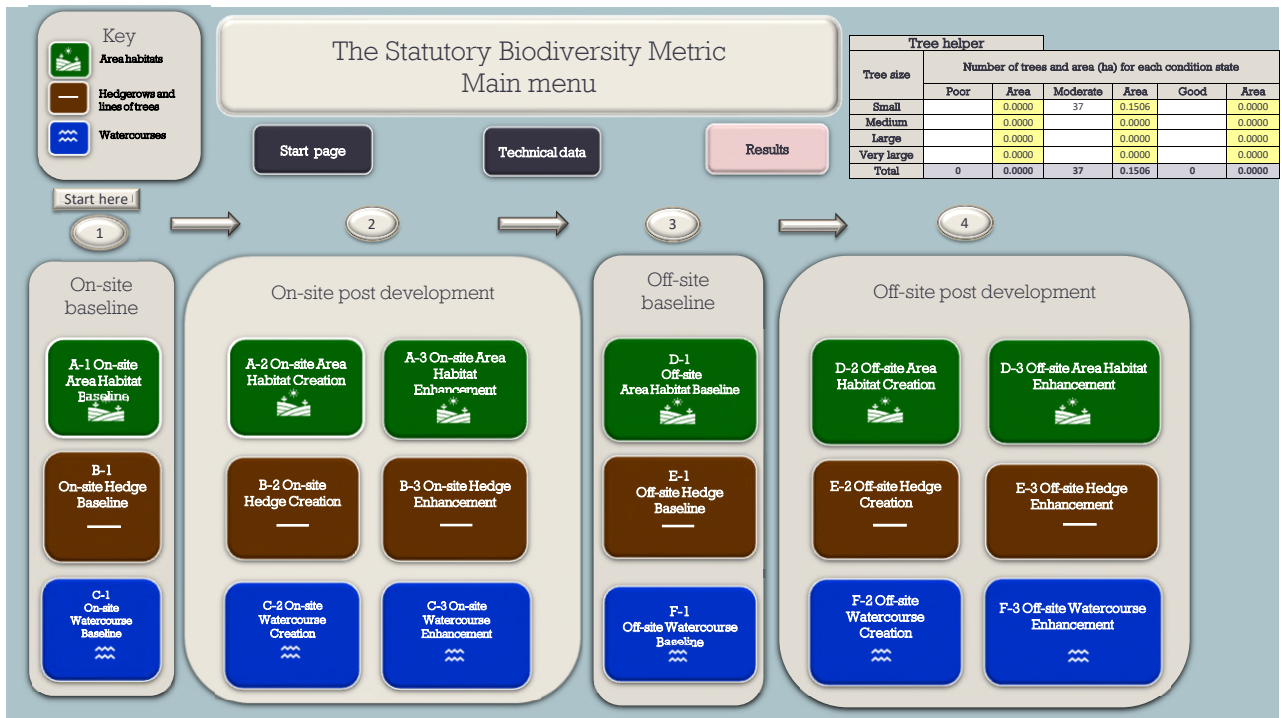


On-site post-intervention map reference number

Off-site post intervention map Insert



Off-site post-intervention reference number



The Statutory Biodiversity Metric Results

[Return to start
page](#)

[Headline results](#)

[Detailed results](#)

[Habitat trading
summaries](#)

[Off-site
summary](#)

[Irreplaceable
habitats summary](#)

[Unit shortfall
summary](#)

Gernhill Avenue, Fixby

Headline Results

Scroll down for final results ▲

Return to results menu

| | | | | |
|---|-------------------|-------|---------|--|
| On-site baseline | Habitat units | 1.59 | | |
| | Hedgerow units | 0.00 | | |
| | Watercourse units | 0.00 | | |
| On-site post-intervention <small>(Including habitat retention, creation & enhancement)</small> | Habitat units | 1.26 | | |
| | Hedgerow units | 0.00 | | |
| | Watercourse units | 0.00 | | |
| On-site net change <small>(units & percentage)</small> | Habitat units | -0.33 | -20.81% | On-site net gain is less than target set ▲ |
| | Hedgerow units | 0.00 | 0.00% | |
| | Watercourse units | 0.00 | 0.00% | |

| | | | | |
|--|-------------------|------|--------|--|
| Off-site baseline | Habitat units | 0.70 | | |
| | Hedgerow units | 0.00 | | |
| | Watercourse units | 0.00 | | |
| Off-site post-intervention <small>(Including habitat retention, creation & enhancement)</small> | Habitat units | 1.20 | | |
| | Hedgerow units | 0.00 | | |
| | Watercourse units | 0.00 | | |
| Off-site net change <small>(units & percentage)</small> | Habitat units | 0.49 | 70.03% | |
| | Hedgerow units | 0.00 | 0.00% | |
| | Watercourse units | 0.00 | 0.00% | |

| | | | | |
|---|-------------------|------|--|--|
| Combined net unit change <small>(Including all on-site & off-site habitat retention, creation & enhancement)</small> | Habitat units | 0.16 | | |
| | Hedgerow units | 0.00 | | |
| | Watercourse units | 0.00 | | |
| Spatial risk multiplier (SRM) deductions | Habitat units | 0.00 | | |
| | Hedgerow units | 0.00 | | |
| | Watercourse units | 0.00 | | |

FINAL RESULTS

| | | | | |
|--|-------------------|--------|--|--|
| Total net unit change <small>(Including all on-site & off-site habitat retention, creation & enhancement)</small> | Habitat units | 0.16 | | |
| | Hedgerow units | 0.00 | | |
| | Watercourse units | 0.00 | | |
| Total net % change <small>(Including all on-site & off-site habitat retention, creation & enhancement)</small> | Habitat units | 10.19% | | |
| | Hedgerow units | 0.00% | | |
| | Watercourse units | 0.00% | | |
| Trading rules satisfied? | Yes ✓ | | | |

| Unit Type | Target | Baseline Units | Units Required | Unit Deficit |
|-------------------|--------|----------------|----------------|--------------|
| Habitat units | 10.00% | 1.59 | 1.75 | 0.00 |
| Hedgerow units | 10.00% | 0.00 | 0.00 | 0.00 |
| Watercourse units | 10.00% | 0.00 | 0.00 | 0.00 |

No additional area habitat units required to meet target ✓
 No additional hedgerow units required to meet target ✓
 No additional watercourse units required to meet target ✓

Return to results menu

Trading summary area habitats

Trading summary watercourses

Trading Summary

| Distinctiveness Group | Trading Rule | Trading Satisfied? |
|-----------------------|---|--------------------|
| Very High | Some habitat required = | Yes ✓ |
| High | None lost or better | Yes ✓ |
| Medium | Some distinctiveness or better habitat required | Yes ✓ |
| Low | Some distinctiveness or better habitat required | Yes ✓ |
| Very Low | Some distinctiveness or better habitat required | Yes ✓ |

Very High Distinctiveness

| Habitat group | On-site unit change | Off-site unit change | Project-wide unit change |
|---|---------------------|----------------------|--------------------------|
| Species-rich native hedgerow with trees - associated with bank or ditch | 0.00 | 0.00 | 0.00 |
| | 0.00 | 0.00 | 0.00 |

Very High Distinctiveness Summary

| | |
|--|------|
| Very High Distinctiveness Units available to offset lowest distinctiveness deficit | 0.00 |
| Remaining lowest value for sale (see contract) | 0.00 |

High Distinctiveness

| Habitat group | On-site unit change | Off-site unit change | Project wide unit change |
|--|---------------------|----------------------|--------------------------|
| Species-rich native hedgerow with trees | 0.00 | 0.00 | 0.00 |
| Species-rich native hedgerow - associated with bank or ditch | 0.00 | 0.00 | 0.00 |
| Native hedgerow with trees - associated with bank or ditch | 0.00 | 0.00 | 0.00 |
| | 0.00 | 0.00 | 0.00 |

High Distinctiveness Summary

| | |
|---|------|
| High Distinctiveness Units available to offset lower distinctiveness deficit | 0.00 |
| High Distinctiveness surplus to be offset by higher value | 0.00 |
| Higher Distinctiveness surplus (none remain any high distinctiveness deficit) | 0.00 |

Medium Distinctiveness

| Habitat group | On-site unit change | Off-site unit change | Project wide unit change |
|---|---------------------|----------------------|--------------------------|
| Species-rich native hedgerow | 0.00 | 0.00 | 0.00 |
| Native hedgerow - associated with bank or ditch | 0.00 | 0.00 | 0.00 |
| Native hedgerow with trees | 0.00 | 0.00 | 0.00 |
| Ecologically valuable line of trees | 0.00 | 0.00 | 0.00 |
| Ecologically valuable line of trees - associated with bank or ditch | 0.00 | 0.00 | 0.00 |
| | 0.00 | 0.00 | 0.00 |

Medium Distinctiveness Summary

| | |
|--|------|
| Units available from higher distinctiveness habitats | 0.00 |
| Medium Distinctiveness net change in units | 0.00 |
| Cumulative availability of units | 0.00 |

Low Distinctiveness

| Habitat group | On-site unit change | Off-site unit change | Project wide unit change |
|---|---------------------|----------------------|--------------------------|
| Native hedgerow | 0.00 | 0.00 | 0.00 |
| Line of trees | 0.00 | 0.00 | 0.00 |
| Line of trees - associated with bank or ditch | 0.00 | 0.00 | 0.00 |
| | 0.00 | 0.00 | 0.00 |

Low Distinctiveness Summary

| | |
|---|------|
| Low Distinctiveness net change in units | 0.00 |
| Cumulative availability of units | 0.00 |

Very Low Distinctiveness

| Habitat group | On-site unit change | Off-site unit change | Project wide unit change |
|------------------------------------|---------------------|----------------------|--------------------------|
| Non-native and ornamental hedgerow | 0.00 | 0.00 | 0.00 |
| | 0.00 | 0.00 | 0.00 |

Very Low Distinctiveness Summary

| | |
|--|------|
| Very Low Distinctiveness net change in units | 0.00 |
| Cumulative availability of units | 0.00 |

| Project 1 - [Project Name] | | | | | | | | | | Project Summary | | Financial Summary | | | | Operational Summary | | | |
|---|-------------|--------------|----------|------------|------------|------------|------------|-------------|--|-----------------|--------|-------------------|------------|------------|--------|---------------------|--------------|-----------------|--|
| Detailed Project Description | | | | | | | | | | Total Budget | | Actual Spend | | Variance | | Key Milestones | | Risk Assessment | |
| Item | Description | Category | Quantity | Unit Price | Total Cost | Start Date | End Date | Status | Notes | Budget | Actual | Diff | Start | End | Level | Impact | Owner | Update | |
| 1 | Material A | Construction | 100 | 5.00 | 500.00 | 2023-01-01 | 2023-03-31 | Completed | Material A used for foundation work. | 500.00 | 500.00 | 0.00 | 2023-01-01 | 2023-03-31 | High | Medium | John Doe | 2023-04-01 | |
| 2 | Material B | Construction | 200 | 3.00 | 600.00 | 2023-04-01 | 2023-06-30 | In Progress | Material B used for wall construction. | 600.00 | 400.00 | 200.00 | 2023-04-01 | 2023-06-30 | Medium | Low | Jane Smith | 2023-07-01 | |
| 3 | Material C | Construction | 50 | 12.00 | 600.00 | 2023-07-01 | 2023-09-30 | Planned | Material C used for roof structure. | 600.00 | 0.00 | 600.00 | 2023-07-01 | 2023-09-30 | Low | High | Mike Johnson | 2023-10-01 | |
| Subtotal | | | | | | | | | | 1700.00 | 900.00 | 800.00 | | | | | | | |
| Total Budget | | | | | | | | | | 1700.00 | 900.00 | 800.00 | | | | | | | |
| Total Actual Spend | | | | | | | | | | 900.00 | 900.00 | 0.00 | | | | | | | |
| Total Variance | | | | | | | | | | 800.00 | 0.00 | 800.00 | | | | | | | |
| Notes: All items are subject to change based on site conditions. Budget is approximate. | | | | | | | | | | | | | | | | | | | |

