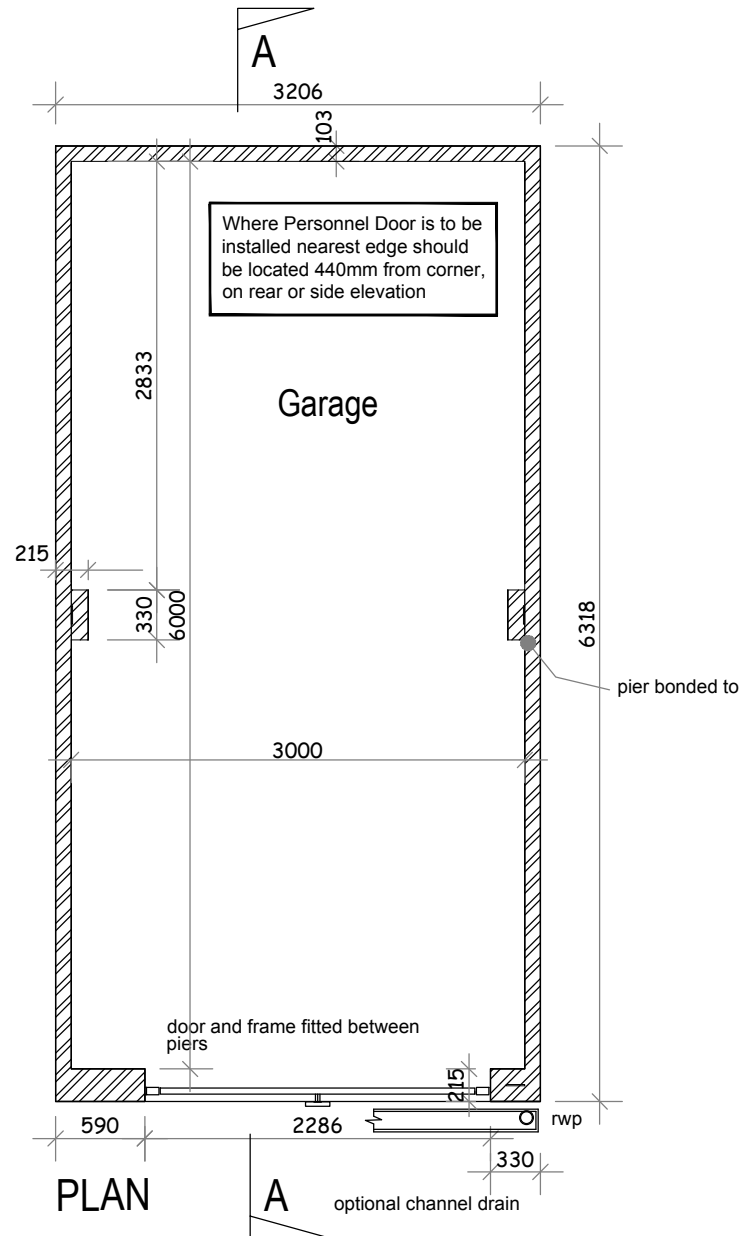
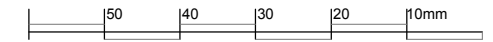


ELEVATIONS Scale 1:100

Notes:
 Sketch schemes may be based on plan information of unknown origin and is subject to verification and survey.
 Contractors must verify all dimensions on site before commencing any work or shop drawings. This drawing is not to be scaled. Use figured dimensions only.
 Building areas are liable to adjustment over the course of the design process due to ongoing construction detailing developments.
 Subject to statutory approvals and survey.

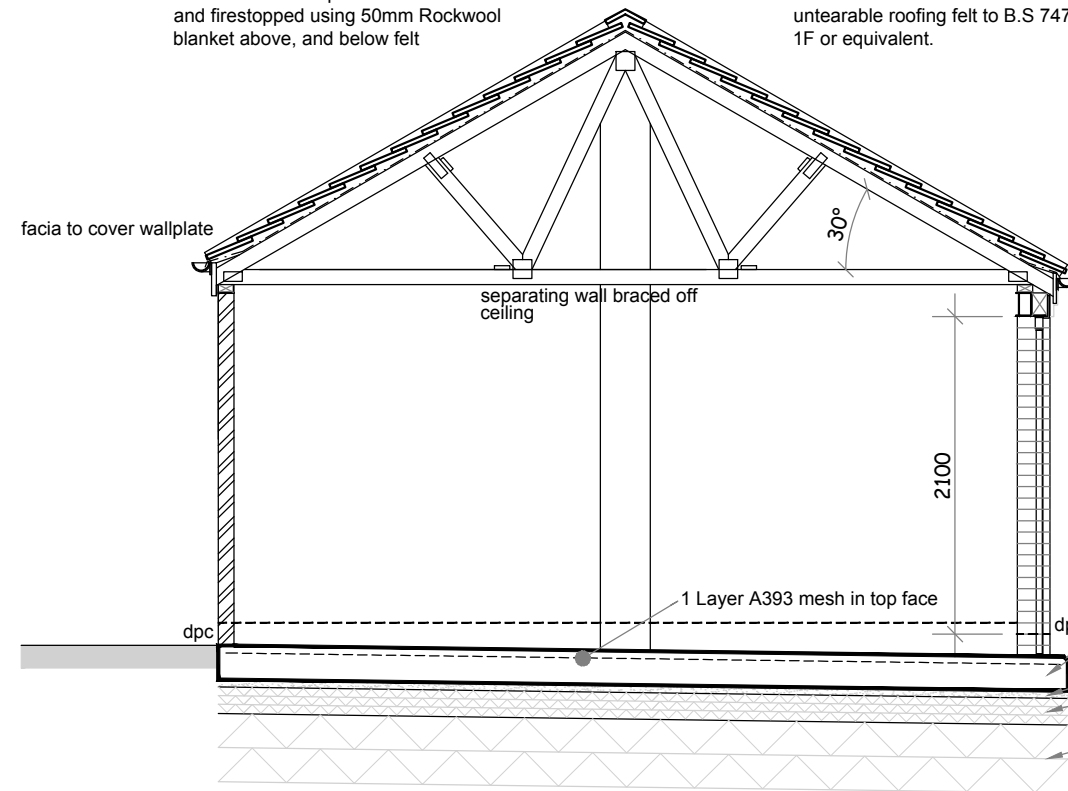


Roof construction to be designed, fixed & braced in accordance with B.S 5268 pt 3 . Refer to truss manufacturers drawings for details

Blockwork taken up to underside of felt and firestopped using 50mm Rockwool blanket above, and below felt

Concrete interlocking roof tiles are to be fixed strictly in accordance with the manufacturers recommendations.

Tiling battens to be 50 x 25mm in accordance with B.S 5534: 1997 on untearable roofing felt to B.S 747 type 1F or equivalent.



For full details please refer to Eastwoods drawing 42082/002



revisions	status	-
project	Standard Details	
client	Gleeson Homes & Regeneration	
title	3m x 6m internal dimension Detached Single Garage Details	
drawn	djr	checked .
date	020819	scale:1:50/100@A3
job no	0282	drawing no SD1700 rev