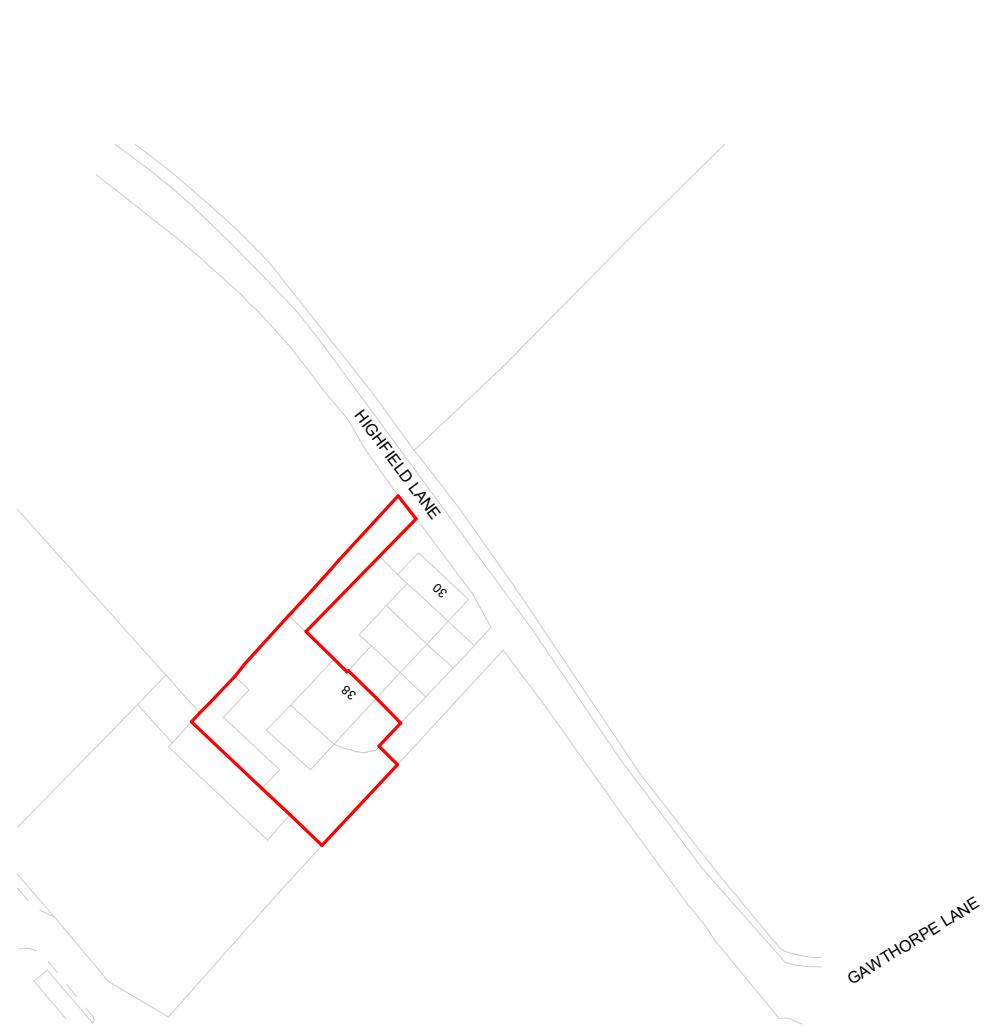
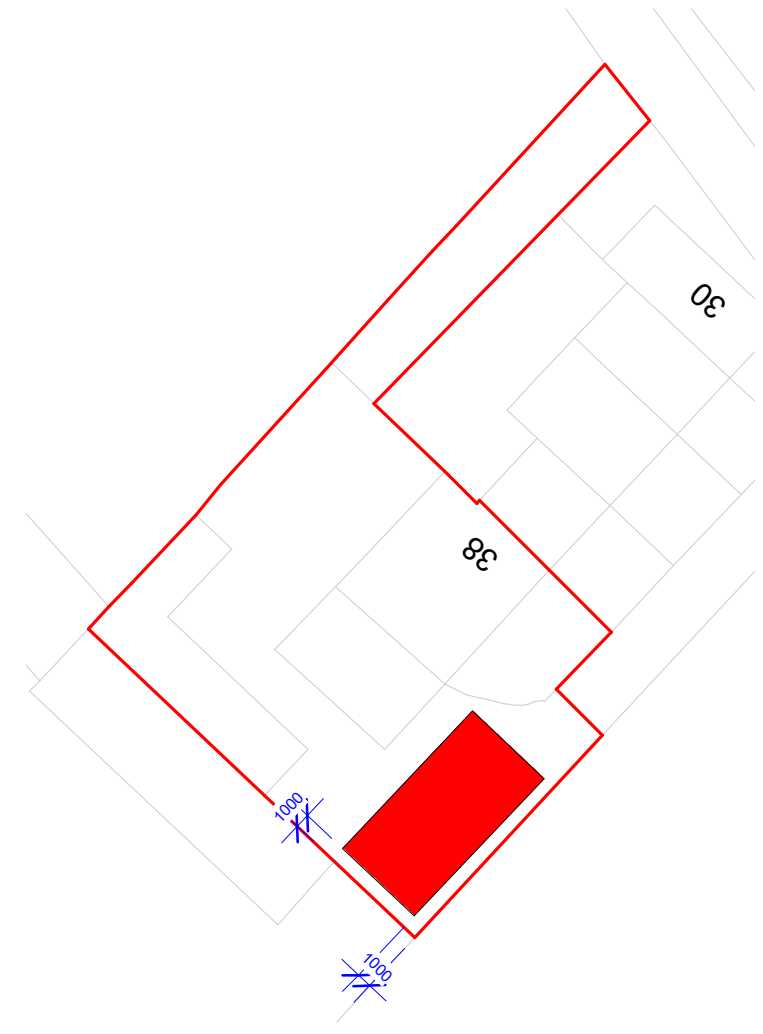


No.	Description	Date
P01	Boundary	28/08/25
P02	Road Names	02/09/25



1 | Site
1 : 1250



2 | Block Plan
1 : 500

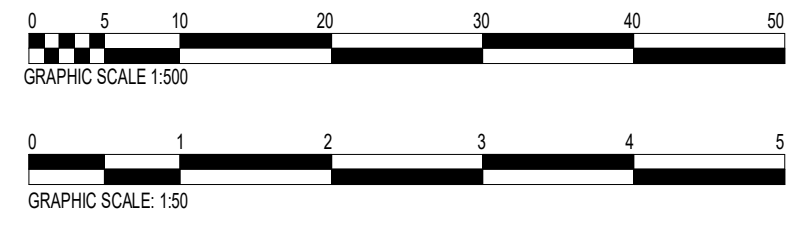
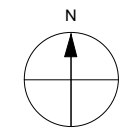
Note :
 - Do not scale. Only use figured dimensions.
 - All information contained within this drawing remains the copyright of ASM Architecture and must not be copied without written consent from the owner.

ASM Architecture

1 Sunningdale Grove, Heighington, Lincoln, Lincolnshire, LN4 1SP
 T: (01522) 538026 M: 07804 895682
 E: alex@asmarchitecture.co.uk W: www.asmarchitecture.co.uk

Family Annexe - 38 Highfield Lane,
 Lepton, Huddersfield, HD8 0NL

Site and Block Plans



Drawing			
STATUS PLANNING			
Scale (@ A3) As indicated	Date 10/12/24	Drawn By JH	Chkd By ASM
1004			P02
DRAWING NUMBER			REV