FLOOR TYPE 01 - SIGNIFICANT ROOMS

Existing & Demolition Works

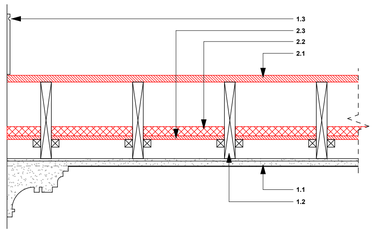

Existing Retained

1.1 Existing ceiling and ceiling details

1.2 Existing Timber Joists (Area of strenghtening works to be confirmed by the structural engineer)

1.3 Existing skirting

Existing Demolished

2.1 Existing Floor Boards (22mm Hardwood)

2.2 Ash Pugging (30mm)

2.3 Pugging Boards (12mm on batten gaff nailed to lower 3rd of joists)

Proposed Works

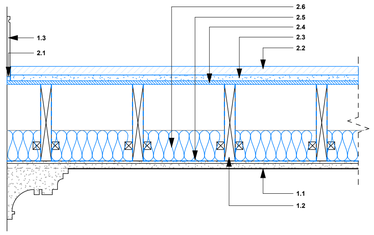

Existing Retained

1.1 Existing ceiling and ceiling details

1.2 Existing Timber Joists (Width & Depth varies. Area of strenghtening works to be confirmed by the structural engineer)

1.3 Existing Skirting

Proposed = HD1030: Hush System LP

2.1 Hush-Seal 20 Perimeter Seal

2.2 Hush-Panel 28 Floating Floor

2.3 19mm Plasterboard Plank

2.4 12mm OSB Deck

2.5 Hush-Mesh Firewire

2.6 Hush-Slab 100 Sound Absorber

Acoustic Performance
Test results based on the Hush System HD1030 and a minimum of 200mm deep joists and a full lath and plaster ceiling in good condition.

Impact L'nT,w dB = 54
Airborne DnT,w dB = 58
Airborne DnT,w + Ctr dB = 50

Fire Performance
Refer to system test data

60 Min Fire Resistance at Ceiling Level

FLOOR TYPE 02 - ALL OTHER AREAS

Existing & Demolition Works

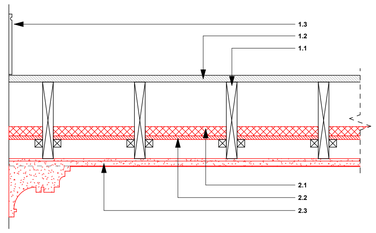

Existing Retained

1.1 Existing Timber Joists (Area of strenghtening works to be confirmed by the structural engineer)

1.2 Existing Floor Boards (22mm Hardwood)

1.3 Existing Skirting

Existing Demolished

2.1 Ash Pugging (30mm)

2.2 Pugging Boards (12mm on batten gaff nailed to lower 3rd of joists)

2.3 Existing ceiling & ceiling details

Proposed Works

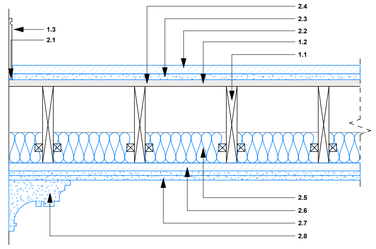

Existing Retained

1.1 Existing Floor boards

1.2 Existing Timber Joists (Width & Depth varies. Area of strenghtening works to be confirmed by the structural engineer)

1.3 Existing Skirting

Proposed = HD1013 Hush System 2003 Plus

2.1 Hush-Seal 20 Perimeter Seal

2.2 Hush-Panel 28 Floating Floor

2.3 19mm Plasterboard Plank

2.4 Existing floor boards (*Note: tested build-up contains a 22mm chipboard*)

2.5 Hush-Slab 100 Sound Absorber

2.6 Hush-Bar Resiliant Bars

2.7 2x15mm Siniat GTEC Plasterboard (*Note: discrepency between test data and system specification. Board specification drawn to allign with test certification*)

2.8 New cornice profile formed to match existing

Acoustic Performance
Test results are based on 200mm joists at 450mm centres

Impact L'nT,w dB = 55
Airborne DnT,w dB = 55
Airborne DnT,w + Ctr dB = 49

Fire Performance
Refer to system test data

60 Min Fire Resistance at Ceiling Level

FLOOR TYPE 03 - BEDROOMS / AREAS THAT REQUIRE SERVICE ZONE

Existing & Demolition Works

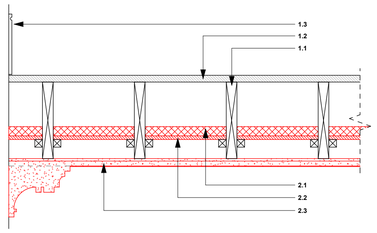

Existing Retained

1.1 Existing Timber Joists (Area of strenghtening works to be confirmed by the structural engineer)

1.2 Existing Floor Boards (22mm Hardwood)

1.3 Existing Skirting

Existing Demolished

2.1 Ash Pugging (30mm)

2.2 Pugging Boards (12mm on batten gaff nailed to lower 3rd of joists)

2.3 Existing ceiling & ceiling details

Proposed Works

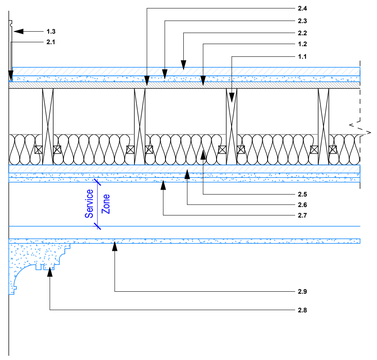

Existing Retained

1.1 Existing Floor boards

1.2 Existing Timber Joists (Width & Depth varies. Area of strenghtening works to be confirmed by the structural engineer)

1.3 Existing Skirting

Proposed = HD1013 Hush System 2003 Plus

2.1 Hush-Seal 20 Perimeter Seal

2.2 Hush-Panel 28 Floating Floor

2.3 19mm Plasterboard Plank

2.4 Existing floor boards (*Note: tested build-up contains a 22mm chipboard*)

2.5 Hush-Slab 100 Sound Absorber

2.6 Hush-Bar Resiliant Bars

2.7 2x15mm Siniat GTEC Plasterboard (*Note: discrepency between test data and system specification. Board specification drawn to allign with test certification*)

2.8 New cornice profile formed to match existing

2.9 Secondary ceiling system underneath hush system to allow for the creation of a service zone. Service zone depth to be advised by the MEP engineer

Acoustic Performance
Test results are based on 200mm joists at 450mm centres

Impact L'nT,w dB = 55
Airborne DnT,w dB = 55
Airborne DnT,w + Ctr dB = 49

Fire Performance
Refer to system test data

60 Min Fire Resistance at Ceiling Level

D1 Block A - Floor & Ceiling Details

1 : 10

P2	Issued for Planning	22.04.2025	DR	MS
P1	Issued for Client Approval	16.04.2025	DR	MS
Rev	Description	Date	Dr by	App by

original by	date created	approved by
DR	02/01/2025	MS

AHR Architects Ltd
No.1 Aire Street
Leeds
LS1 4PR
United Kingdom

T +44(0)113 3858787
E leeds@ahr.co.uk
www.ahr.co.uk

Kirklees COUNCIL

client name
GMI Construction Group

project
George Hotel Refurbishment

drawing
LBC Details - Block A Floor & Ceiling

computer file
I:\0.32.11\DEM_Pro\Besi_Folder_redirection\daniel.ritson\Documents\Revit Files\Local Files\Revit 2024\L054-AHR-XX-01-XX-M-A-00001_daniel.ritson.rvt

plot date

project number	scale	
2024.00373.000	1 : 10	@A1
drawing number	**rev**	**issue status**
L054-AHR-20-BA-ZZ-D-A-20300	P2	S2

This drawing is to be read in conjunction with all related drawings. All dimensions must be checked and verified on site before commencing any work or producing shop drawings. The originator should be notified immediately of any discrepancy.
This drawing is copyright and remains the property of AHR.