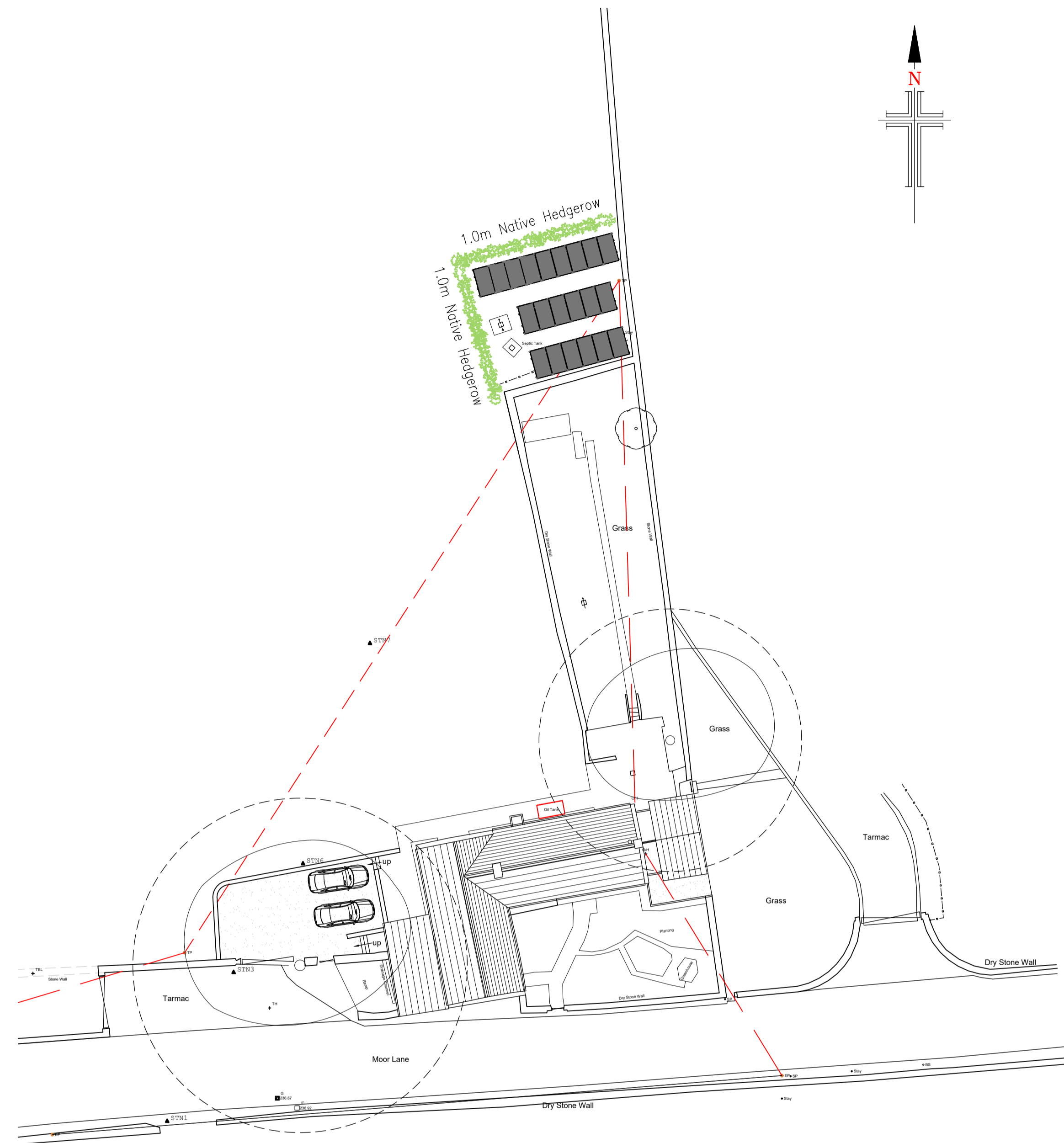





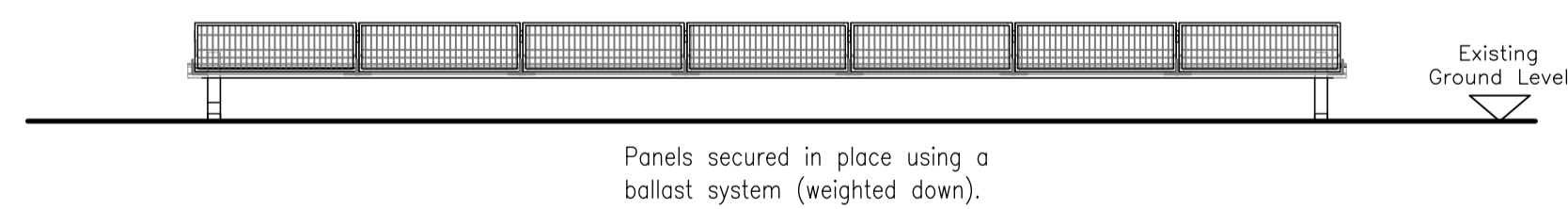
Existing Site Layout
Scale 1:250



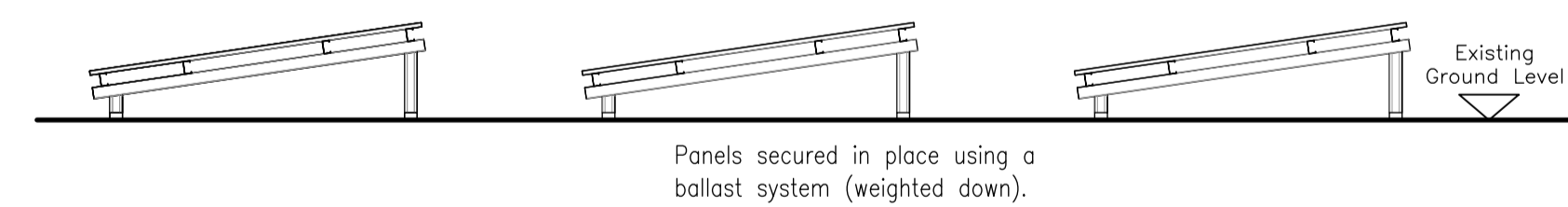
Proposed Site Layout
Scale 1:250



Proposed Ground Mounted Solar Array
Scale 1:50



Proposed Ground Mounted Solar Array
South East Facing Elevation
Scale 1:50



Proposed Ground Mounted Solar Array
North East Facing Elevation
Scale 1:50

10 0 10 20 50 100mm NATURAL SCALE

NOTES

1. No dimensions to be scaled. IF IN DOUBT ASK.
2. All dimensions must be checked and verified on site by the Contractor prior to the commencement of works and Hinchliffe Architecture & Design Ltd. to be notified of any discrepancies.
3. The copyright of these drawings remains the property of Hinchliffe Architecture & Design Ltd. They must not be reproduced in any way without prior written consent from the originator (Hinchliffe Architecture & Design Ltd.)

Rev.	Date	Description
C	11/02/25	REVISED SCHEME
B	08/02/25	REVISED SCHEME
A	02/02/24	FIRST ISSUE

Status: PLANNING

hinchliffe
architecture & design

Hinchliffe A&D
24 Carr View Road
Highparish
Holmfirth
West Yorkshire
HD9 3UP

01921 907 162
01484 620 764
info@hinchliffe-architecture.co.uk
www.hinchliffe-architecture.co.uk

Client: MR A. CLIFFORD

Project: FOX HOUSE FARM
MOOR LANE
NETHERTHONG
HOLMFIRTH
HD9 3UP

Drawing Title: EXISTING & PROPOSED SITE LAYOUTS AND PROPOSED SOLAR DETAILS

Scale (at A1)	Date
AS SHOWN	NOV' 2024

Drg. no.	Rev.
283-24-PL01	C