DIMENSIONS IN mm – IF IN DOUBT ASK – DO NOT SCALE

CDM REGULATIONS 2015
1) Principal Contractor to provide client with Construction Phase Health and Safety File prior to works commencing on site.
GENERAL 2) This drawing should be read in conjunction with all relevant drawings and specifications issued by PAD Architecture the Engineer and other specialists.
3) Unless agreed otherwise, the client or contractor shall be responsible for serving the local authority or approved inspector any required commencement notice eg. building notice, full plans.
4) This drawing is not to be scaled from. Prior to the fabrication of any built in elements, all existing dimensions are to be checked on site and any discrepancy brought to the attention of PAD Architecture immediately.
5) Unless stated otherwise, all dimensions shown are in millimetres (mm). CONTACT PAD ARCHITECTURE IN CASE OF QUERIES.

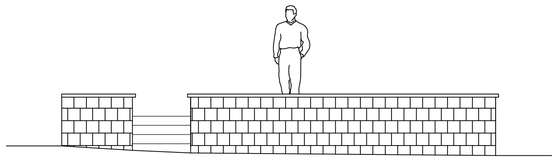

EXISTING WALL ELEVATION.
SCALE 1:50.

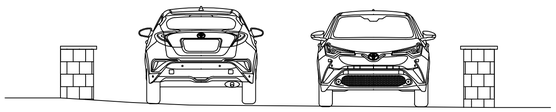

PROPOSED WALL ELEVATION.
SCALE 1:50.

REVISIONS				
Rev	Details of Amendment	Date	Name	Checked

Notes:

LOCATION PLAN.
SCALE 1:1250.

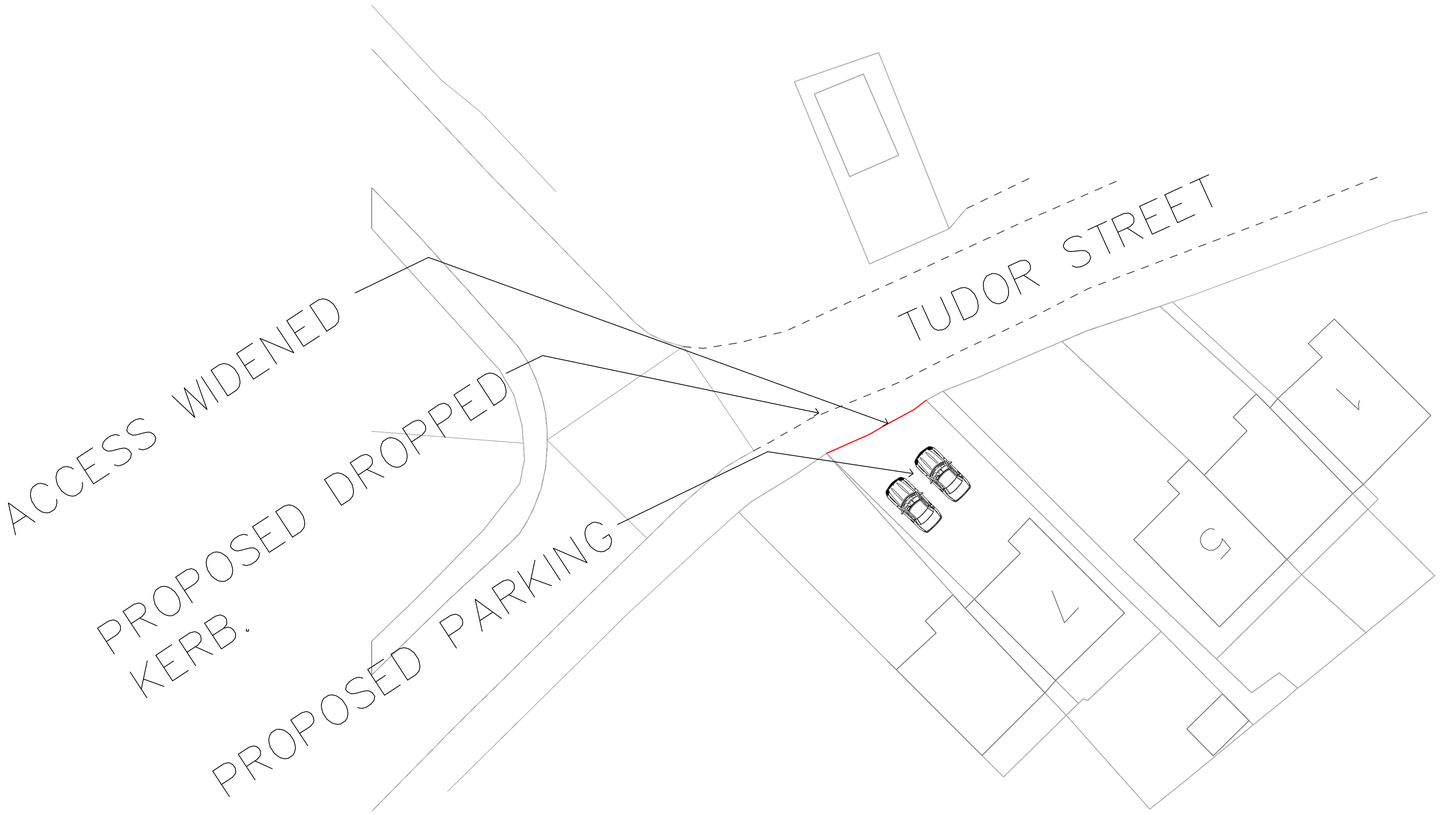



SITE ARRANGEMENT / BLOCK PLAN.
SCALE 1:200.

THIS DRAWING IS THE PROPERTY OF PAD ARCHITECTURE.
IT MUST NOT BE COPIED OR REPRODUCED IN ANY WAY WITHOUT THE PRIOR PERMISSION OF THE OWNERS OR THEIR DULY AUTHORISED REPRESENTATIVE

PAD ARCHITECTURE
MARTIN HOUSE, SUITE 2,
2, MARTIN STREET
BRIGHOUSE
HD6 1DA
Tel: 01484 443191
Web: www.project1designs.co.uk

PAD ARCHITECTURE

CLIENT
MR SEAN TURNUR

PROJECT
7, TUDOR STREET LINTHWAITE HD7 5LG

TITLE
LOCATION PLAN & SITE ARRANGEMENT PLAN
PROPOSED DROPPED KERB

DATE	SCALES	DRAWING NUMBER	REVISION
03.04.2025	AS SHOWN @ A1.	PAD.220.140	

DRAWN	CHECKED	APPROVED
P.P	M.A	