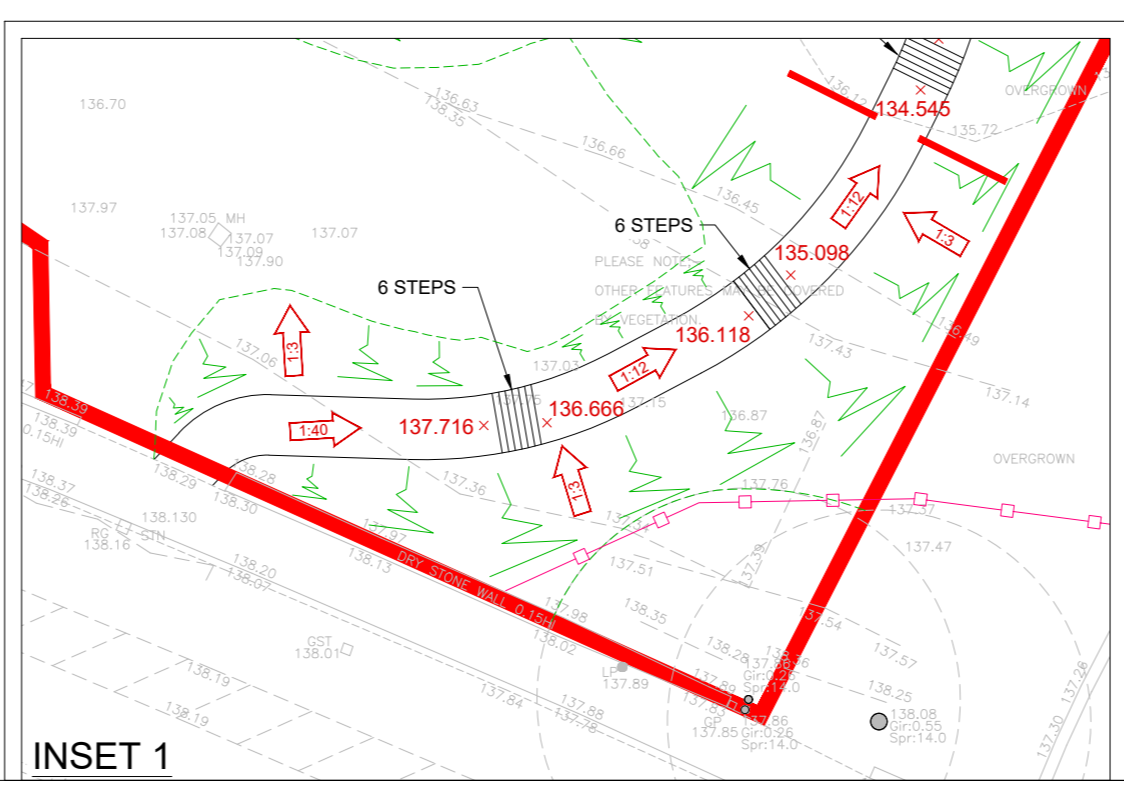
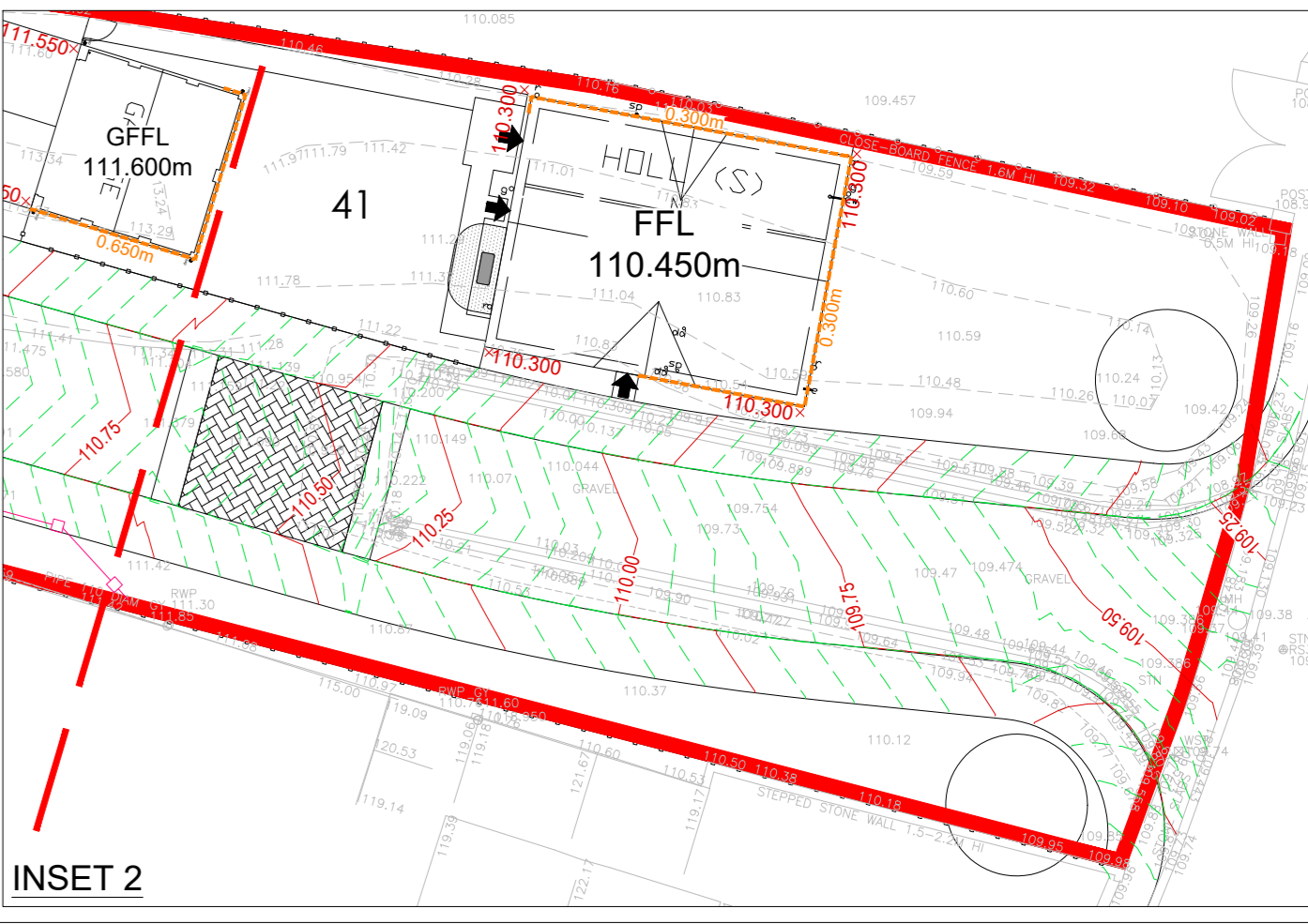
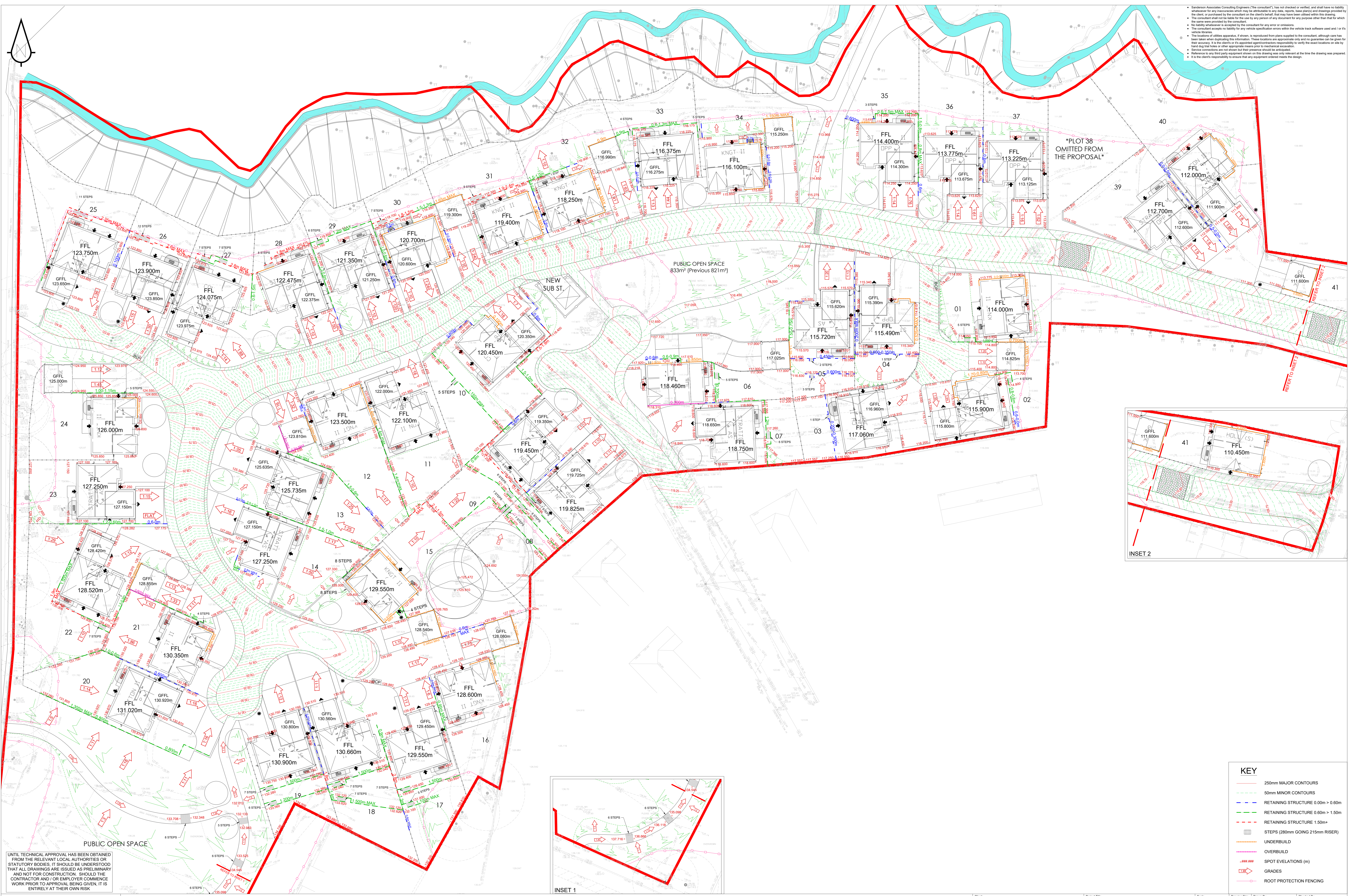


Sanderson Associates Consulting Engineers ("the consultant") has not checked or verified, and shall have no liability whatsoever for any inaccuracies which may be attributable to any data, reports, base plans and drawings provided by the client or purchased by the consultant on the client's behalf. That may have been obtained within the drawing. The consultant shall not be liable for the use by any person of any document for any purpose other than that for which the same was provided by the consultant.

- No liability whatsoever is accepted by the consultant for any error or omission.
- The consultant accepts no liability for any vehicle specification errors within the vehicle track software used and / or its vehicle libraries.
- The location of street apparatus, if shown, is reproduced from plans supplied to the consultant, although care has been taken when updating this information. These locations are approximate only and no guarantee can be given for their accuracy. It is the client or its appointed agent's responsibility to verify the exact location on site by fielding the data or other appropriate means prior to construction.
- Service connections are not shown but their presence should be anticipated.
- Reference to any third party equipment shown on the drawings is only for information at the time the drawing was prepared.
- It is the client's responsibility to ensure that any equipment ordered meets the design.



UNTIL TECHNICAL APPROVAL HAS BEEN OBTAINED FROM THE RELEVANT LOCAL AUTHORITIES OR STATUTORY BODIES, IT SHOULD BE UNDERSTOOD THAT ALL DRAWINGS ARE ISSUED AS PRELIMINARY AND NOT FOR CONSTRUCTION. SHOULD THE CONTRACTOR AND / OR EMPLOYER COMMENCE WORK PRIOR TO APPROVAL BEING GIVEN, IT IS ENTIRELY AT THEIR OWN RISK.

KEY			
	250mm MAJOR CONTOURS		
	50mm MINOR CONTOURS		
	RETAINING STRUCTURE 0.00m > 0.60m		
	RETAINING STRUCTURE 0.60m > 1.50m		
	RETAINING STRUCTURE 1.50m+		
	STEPS (280mm GOING 215mm RISER)		
	OVERBUILD		
	SPOT ELEVATIONS (m)		
	GRADES		
	ROOT PROTECTION FENCING		

**sanderson**  
associates  
consulting engineers

Highways | Traffic | Transportation | Water

T 01924 844080 mail@sandersonassociates.co.uk  
www.sandersonassociates.co.uk

Client	JONES HOMES YORKSHIRE LIMITED
Project Title	CLAYTON FIELDS EDGERTON
Scale	1:250
Drawing Size	A1
Drawn By	TC
Checked By	DB
Project Number	163366
Date	January 25
Approved By	DB
Drawing Number	163366-SAN-CLF-XX-DR-C-01_008
Rev	P02

Rev	Amendment	TC	17/01/2025	DB
Rev	Amendment	TC	15/01/2025	DB
Rev	Drawn	TC		DB
Rev	Drawn	TC		DB
Rev	Drawn	TC		DB
Drawing Status	S3 - FOR COMMENT			