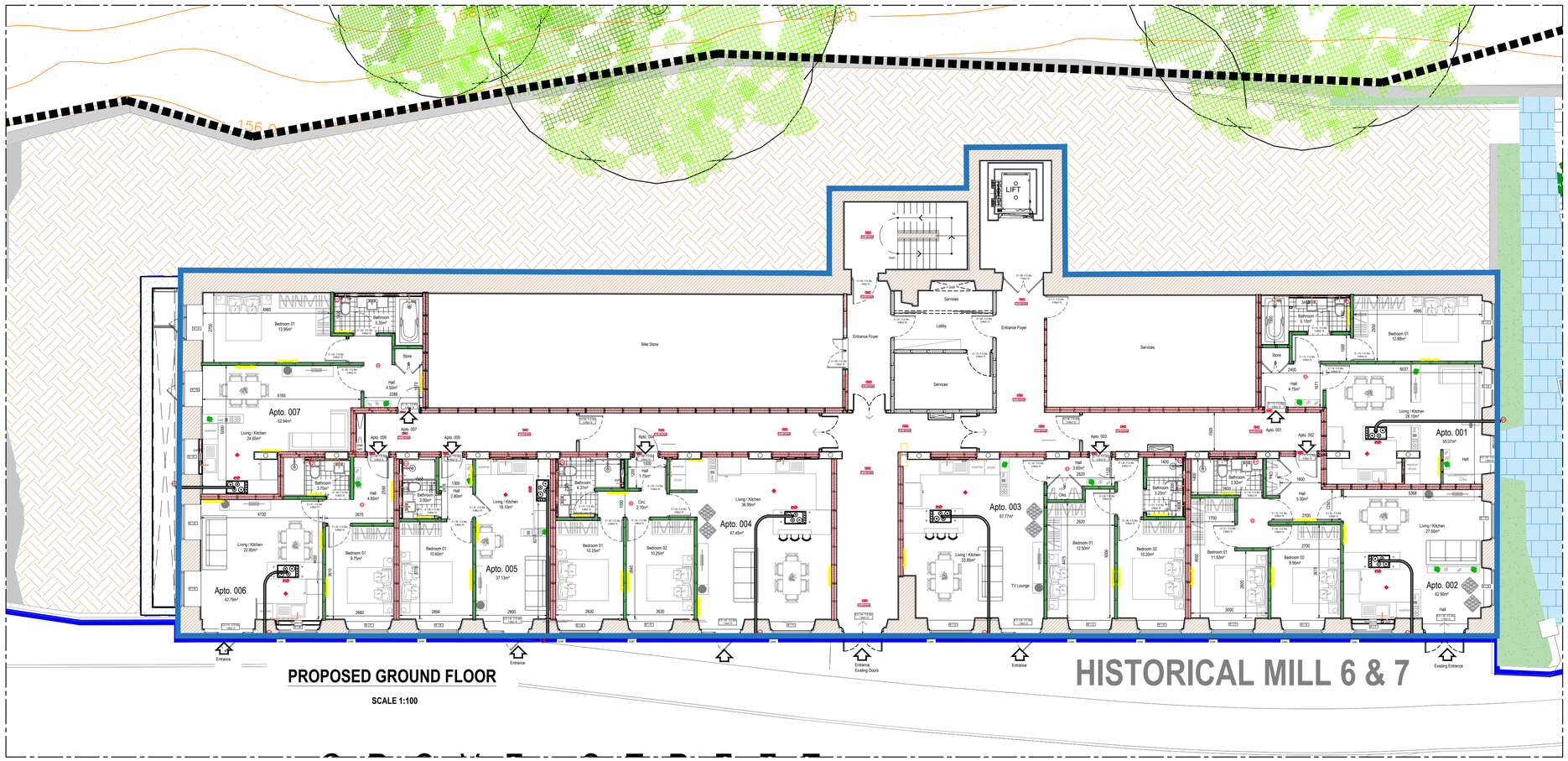

PROPOSED GROUND FLOOR

SCALE 1:100

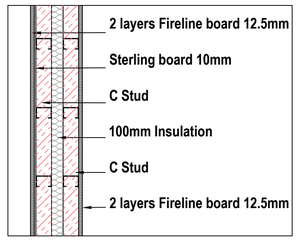



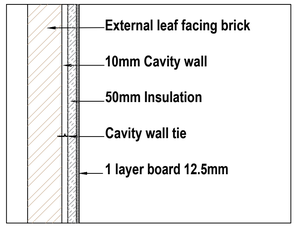

Wall Construction Key.

Internal party wall		Party wall to be in accordance with Robust Details EWM-3. 1 layer of 12.5mm Plasterboard and skim on dabs on 100mm Stranlite blockwork leaf with 75mm cavity with 35mm Isover RD35 foil faced mineral wool acoustic batt, 100mm Stranlite blockwork with 12.5mm Plasterboard and skim on dabs. (blockwork density to be 1850-2300kg/m3)
Internal wall		1 layer of 12.5mm Gyproc Soundbloc board and skim on each side of 70mm metal stud partitioning. Bedrooms and bathroom to be infilled with insulation quilt

PART M

ACCESSIBLE CONTROLS

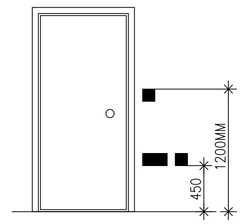

- SWITCHES & SOCKETS
- TV & TELEPHONE POINTS
- DOORBELLS & ENTRY PHONES

Cavity Fire stop seal

Dry Riser

DOUBLE SWITCHED SOCKET LOW LEVEL

DOUBLE SWITCHED SOCKET HIGH LEVEL

T.V. SOCKET

TELEPHONE POINT

RADIATOR

SPOT LIGHT

WALL LAMP

COOKER CONTROL BOX

THERMOSTAT

SD SMOKE DETECTOR ACCORDING WITH BS 5839 PART 6

HEAT DETECTOR ACCORDING WITH BS 5839 PART 6

MECH EXTRACT VENT

EMERGENCY LIGHTING ACCORDING WITH BS 5266 PART 1

C/U CONSUMER UNIT

EV EXTRACT VENT

NOTES

ONLY PDF/DWG ISSUES OF THIS DRAWING ARE CONTROLLED. ALL OTHER FORMATS (e.g. DWG AUTOCAD FILES) ARE UN-CONTROLLED AND ARE USED AT YOUR OWN RISK.

NOTE FOR CONTRACTORS

THIS ADS DRAWING SHOULD BE CONSIDERED ALONG WITH THE RISK INFORMATION CONTAINED IN THE CDM PRE CONSTRUCTION INFORMATION. THIS INFORMATION WILL INCLUDE DETAILS OF THE SIGNIFICANT RISK WHICH ADS HAVE IDENTIFIED WHICH MAY ARISE FROM CONSTRUCTING THE DESIGNS SHOWN ON THIS DRAWING. A COMPETENT CONTRACTOR SHOULD BE AWARE OF THE TYPICAL RISKS ASSOCIATED WITH DOING THIS WORK.

NOTE FOR WORKERS

DO NOT START YOUR WORK UNLESS YOU KNOW THE RISK AND CONTROLS RELATING TO THE WORK ON THIS DRAWING (INCLUDING SAFE SEQUENCES OF WORK AND EQUIPMENT)

STOP

DO NOT ISSUE COPIES OR PARTS OF THIS DRAWING WITHOUT THE ABOVE NOTE FOR WORKERS(UNLESS YOU ARE SURE THAT THE WORKERS CAN UNDERTAKE THE WORK SAFELY).

GENERAL NOTES

1. THIS DRAWING IS TO BE READ IN CONNECTION WITH ALL RELEVANT ARCHITECTS AND ENGINEERS DRAWINGS AND SPECIFICATIONS.
2. DO NOT SCALE FROM THIS DRAWING. ALL SETTING OUT DIMENSIONS ARE TO BE CHECKED AND VERIFIED ON SITE PRIOR TO COMMENCEMENT OF ANY BUILDING WORKS & FABRICATION OF MATERIALS. ANY DISCREPANCIES ARE TO BE REPORTED TO THE ENGINEER.
3. ALL WORKMANSHIP AND MATERIALS ARE TO COMPLY WITH THE CURRENT BUILDING REGULATIONS, BRITISH STANDARDS AND CODES OF PRACTICE, ALL MATERIALS SHALL BE FIXED OR APPLIED IN ACCORDANCE WITH THE MANUFACTURES RECOMMENDATIONS. THE CONTRACTOR IS TO TAKE INTO ACCOUNT EVERYTHING DEEMED NECESSARY FOR THE PROPER EXECUTION OF THE WORKS WHETHER INDICATED ON THE DRAWINGS OR NOT TO THE COMPLETE SATISFACTION OF THE LOCAL AUTHORITY
4. FOR FINAL SETTING OUT INFORMATION RELATING TO WALL POSITIONS REFER TO ARCHITECTS DRAWINGS.

1m 0m 2m 4m 6m
Scale 1:100

REV	DATE	REVISION DETAILS	DRN	CHK	APP
P5	23.09.2024	ADJUSTMENT	AMS	SH	ADS
P4	12.06.2024	ADJUSTMENT	AMS	SH	ADS
P3	05.06.2024	NEW LAYOUT SITE PLAN AND REVISION FIRST FLOOR	AMS	SH	ADS
P2	02.05.2024	NEW LAYOUT	AMS	SH	ADS
P1	19.04.2024	FIRST ISSUE	AMS	SH	ADS

CLIENT
VIRTU HOMES

PROJECT:
PARKWOOD - BUILDING 6-7

DRAWING TITLE:
PROPOSED PLAN
- GROUND FLOOR

DRAWING STATUS:
PRELIMINARY

A1

ads consult consulting engineers
107 Mere Grange
Business Park, Leaside, St Helens, WA9 5GG
Tel: 0151 541 4000
info@adsstructural.co.uk

SCALE	PROJECT - ORIGINATOR - ZONE - LEVEL - TYPE - ROLE - NUMBER	REV
1:100	XXXX-ADS-XX-XX-DR-A-001	P5

Copyright retained by ADS Structural ltd. Information to be reproduced with permission only. To be read in conjunction with all other relevant drawings and information issued as part of this appointment. Contractor to check all dimensions on site.These are not working details. These drawings are intended for the purpose stated within the title block only.