


























Architectural Items




| Façade Material | Additional Information | Sample Image | Example Image (Built) / Samples | Image source and comments |
|---|---|--|---|---|
| Corum Brick Brick Layer 1 Brick Layer 2 | Stretcher bond Mortar: Parex Historic KL 50% Portland 50% Sandstone Concave joint |  |  | Sample panel with mix of mortar colours Highlighted area indicated chosen mortar colour. |
| Corum Brick Brick Layer 2 | Stack Bond Mortar: Parex Historic KL 50% Portland 50% Sandstone Concave joint |  |  | As built example: Greenhead College |
| Corum Brick Brick Layer 2 | Soldier Course Mortar: Parex Historic KL 50% Portland 50% Sandstone Concave joint |  |  | |




| | | | | |
|-------------------------------------|---|--|---|--|
| <p>Corum Brick (Plant Room)</p> | <p>Stretcher bond Mortar: CPI Euromix Darker Buff</p> |  |  | <p>Sample image</p> |
| <p>Glass spandrel panels</p> | <p>6mm RAL 7008 Khaki Grey HST</p> | |  | <p>Sample image</p> |
| <p>PPC aluminium panel</p> | <p>Colour: Interpon D2525 Y2206F Steel Bronze 1 Matt</p> |  |  | <p>Example image: Daphne Steele Building</p> |

| | | | | |
|--------------------------|---|--|--|--|
| <p>Aluminium Louvres</p> | <p>To roof parapet & external plant</p> <p>Colour: Interpon D2525 Y2206F Steel Bronze 1 Matt</p> |  |  | <p>Example image from Astro Metal Craft https://astrometalcraft.com/louvered-panels-divide-protect/</p> <p>(Not proposed colour)</p> |
| <p>Aluminium Doors</p> | <p>Colour: Interpon D2525 Y2206F Steel Bronze 1 Matt</p> |  |  | <p>Sample images</p> |
| <p>Curtain wall</p> | <p>Curtain Wall frames with matching flashings.</p> <p>Colour: Interpon D2525 Y2206F Steel Bronze 1 Matt</p> |  |  | <p>Sample images</p> |

| | | | | |
|--|---|---|---|---|
| <p>Copings</p> | <p>Colour: Interpon D2525 Y2206F Steel Bronze 1 Matt</p> |  |  | <p>Sample panel</p> |
| <p>PPC Aluminium Soffit</p> | <p>Colour: Interpon D2525 Y2206F Steel Bronze 1 Matt</p> |  | | <p>Soffit to Ground Floor canopy Setting out as per drawing SG2-AHR-B2-XX-DR- A-35401</p> |
| <p>Rockspan Cladding Panel</p> | <p>Roof level plant cladding Colour: Anthracite Grey</p> |  |  | <p>Example: Daphne Steele Building</p> |
| <p>External Steel Doors</p> | <p>Roof level external doors Colour: Grey</p> | | | |

| | | | | |
|---------------------------|--|---|---|---|
| Louvred Doors | Colour to match louvre screen | | | |
| Louvred Screen | Containing door into service yard Colour: Interpon D2525 Y2206F Steel Bronze 1 Matt |  |  | https://www.solinear.co.uk/product-range/louvre-doors/ |
| MEP Items | | | | |
| Building Mounted CCTV | TBC by MEP specialist | | | |
| Building Mounted Lighting | TBC by MEP specialist | | | |
| Landscape Items | | | | |
| Block Paving Type 1 | Braemar Paving Mix - Alto Silver (60%) and Jura Grey (40%), textured |  | | Please refer to Landscape architects information |

| | | | | |
|---------------------------------------|---|--|--|---|
| <p>Block Paving Type 2</p> | <p>Mayfair flags, silver</p> |  | | <p>Please refer to Landscape architects information</p> |
| <p>Tactile Hazard Paving</p> | <p>Concrete Paving Flags</p> |  | | <p>Please refer to Landscape architects information</p> |
| <p>Kerb</p> | <p>145mm wide Conservation kerb</p> |  | | <p>Please refer to Landscape architects information</p> |
| <p>Handrails to Steps</p> | <p>Free standing brushed stainless steel handrail</p> | | | <p>Please refer to Landscape architects information</p> |

| | | | | |
|------------------------------------|--|---|--|---|
| <p>Railings</p> | <p>Free standing brushed stainless steel railing</p> |  | | <p>Please refer to Landscape architects information</p> |
| <p>Louvered Fence</p> | <p>Italia 100 Louvered fence by Langfulton or similar approved</p> <p>Colour: Interpon D2525 Y2206F Steel Bronze 1 Matt</p> |  | | <p>Please refer to Landscape architects information</p> |
| <p>Wall mounted seating</p> | <p>Bexley Wall Mounted Planter Bench</p> |  | | <p>Please refer to Landscape architects information</p> |