

To Accompany Planning application on behalf of Woolrow Farm Ltd

Proposed Extension to Young Stock Unit at Woolrow Farm, Roydhouse, Shelley, Huddersfield HD8 8LR

### 1. Introduction

1.1 This application for a second extension to a dairy young stock building, and along with the original building, is designed to raise the standards of welfare for weaned calves at Woolrow Farm. Rearing calves is an integral aspect of this dairy farm. In response to increasing demands from our milk processor (ARLA at Leeds), milk retailers (ASDA), consumers, and quality assurance bodies (Red Tractor), the applicants have taken time and professional advice before settling on the proposed location and design.

1.2 The business operates over 500ha with 67ha owner occupied, 50ha at Woolrow Farm. The business supports 37 families: there are 18 full time equivalent employees (many part time), and contractors, all local people. Currently, 5 young apprentices attend college and other students are engaged. The aim is happy, healthy, highly productive cows and staff.

1.3 On the Woolrow Farm site, over 700 pedigree Holstein cows are milked daily. All the cows give birth on site. Calves are fed on milk and raised in a new state of the art calf nursery up to 12 weeks old. After that, the weaned calves are kept outdoors in portable/temporary calf accommodation on the proposed site and on an area near the entrance to the farm. After 6 months, calves are then transferred to local pastures & farms where they grow on until they return to Woolrow Farm two years later to calve in the purpose-built maternity unit.

1.4 Young stock performance is within acceptable limits but data analysis shows it is variable and improvement is now a priority. The weaned calves are exposed to cold, windy, wet weather and snow in winter. This is clearly impacting growth rates, pneumonia disease incidence, productivity and employee performance.

1.5 One of the biggest drivers for a further extension to the building is the increasing need to keep up with the standards and regulations that the farming community have to manage. There are ever increasing standards for hygiene, welfare & biosecurity, as evidenced in the Red Tractor Farm Assurance Standards (revised/updated in 2017, 2019, 2020, & 2021). These are mandatory for any UK supermarket milk supply contract and this document is included under Appendix 1.

The recent enormous increase in fuel costs and ever increasing legislation for the farming community means that a larger building is required for economies of scale. More solar panels are required and more storage for feed/straw etc to make the farming operation more efficient in terms of fuel, labour and future-proofing for impending legislation. The incoming clean air act will have a significant impact on the farm and the additional space will alleviate this, especially as the new rules are still unknown with regard to ammonia issues.

1.6 The proposed new livestock building extension will help to further fulfil the unmet need to improve compliance to the RTA 2020 Dairy Standards, specifically:-

page 11- Housing standards HFa (secure to prevent escape), HFd (dry bed /drainage), HFe (adequate lighting for inspection). The existing ad hoc temporary housing does not meet these.

page 16-18 Animal Health standards- 'proactive management of animal health must be demonstrated through planning & use of records'. Benchmarking shows we can clearly improve health through better housing.

page 18 Animal Health standard AHk (biosecurity, isolation & secure drainage) This will obviously improve.

1.7 As well as ensuring compliance with new standards, the increased building size will improve animal health and therefore productivity, longevity, efficiency and sustainability which milk purchasers and consumers are increasingly scrutinising.

In addition, ARLA contracts now demand that farms are safe and tidy, and that 'contingency cattle housing must be able to be made available for all livestock born on farm to remain there for the duration of disease outbreaks such as Bovine Tuberculosis, unless sold to slaughter'. This can stop all live animal movements off farm for months, and the new building would allow this now critical requirement.

## 2. The Use

2.1 The proposed shed extension will be used to further improve youngstock health, welfare and production efficiency for the farm and its employees. It will complement the existing modern facilities on farm which are all aimed at high health and welfare standards and low medicinal intervention. The success of the ongoing health and holistic approach to cattle welfare has meant that further space is required to progress holistic milk production on the farm.

2.2 This proposal is for construction of a single storey steel framed building to house calves from weaning up to 6 months of age in facilities incorporating the latest welfare recommendations and best practice in the UK.

2.3 The proposed site is currently a field used predominantly for the temporary cattle housing and for grazing.

## 3.0 Access

3.1 The proposed young stock shed/extension does not result in any alteration to farm access arrangements, visibility nor intensification of vehicular use, therefore highway safety will not be unduly affected.

3.2 The location chosen provides:

- Improved overall appearance as demanded by Arla
- better flow logistics than attempting to expand existing 'shanty' area
- close access to the calf and maternity sheds to move calves comfortably
- easy access for the constant staff supervision required.
- a site away from neighbours so as not to cause noise or smell nuisance, which has not been a problem in the current location as prevailing wind is from south west.

3.3 For biosecurity and safe cattle loading, the calf shed/extension area will be gated and capable of being closed off.

## 4. Amount of Development

4.1 The shed extension dimensions, 18m long x 15.0m wide x 3.5m high to eaves, 6.5m to ridge, are derived from space and ventilation recommendations from the Dairyland Research & Extension Initiative in Wisconsin, USA, and are compatible with DEFRA welfare recommendations for UK conditions. The success of the original Young Stock building approved under planning reference 2020-93855, and extension under reference 2023-93529, has meant the current building size needs to be increased.

4.2 The site is not in a flood zone and the new building will not increase the risk of a flood or any additional runoff

## 5. Layout

5.1 Cattle will be bedded on straw for maximum comfort and the farm yard manure produced will be contained in the building. Bedding will be removed mechanically by bobcat/tractor & trailer and spread on our farmland in accordance with good agricultural practice, as at present. Clean roof 'grey' water will be recycled within the building e.g. for cattle drinking. Any surplus will go to soakaways.

## 6. Scale and Appearance

6.1 The scale is in keeping with the other buildings on site and is necessary to ensure the best care for livestock after time in the Nursery building, which is another critical stage for a healthy dairy herd.

6.2 Appearance: The proposed extension will match that of the current shed and adjacent buildings. It will be constructed using materials commonly used in agriculture, and in colours already used on this farm: steel and timber frame, grey concrete pre-cast panels & blockwork, grey cement fibre corrugated roof sheets with solar panels, Perspex/polycarbonate roof lights, auto-ventilating side curtains, galvanised steel sheeted doors, Yorkshire boarding timber.

## Appendix 1

### Red Tractor Farm Assurance Standards



# Dairy Standards

1st October 2017 (updated 1st October 2019)  
Version 4.2





# Welcome

Welcome to the Red Tractor Assurance for Farms – Dairy Scheme Standards, part of the Red Tractor Food Assurance Scheme assuring food safety, animal welfare, hygiene and environmental protection through every part of the food chain.

These Standards have been written and revised by our Technical Advisory Committees (TACs) in consultation with customers, farmer representatives and the wider industry to ensure they are clear and provide meaningful, credible farm assurance for all. This is essential with the increasing demand for traceability of food, growing consumer awareness of animal welfare issues in livestock production and a need to minimise pesticide residues.

For more information about the Red Tractor Assurance Scheme visit [www.redtractorassurance.org.uk](http://www.redtractorassurance.org.uk)

## GUIDE

Scheme members are advised this manual must be read in conjunction with the 'How the Red Tractor Assurance Scheme Works' leaflet which details the Rules of the Scheme that all members are bound by. This manual also includes the Red Tractor Assurance for Farms - Beef and Lamb Standards. In the devolved regions, the regional standard applies and supersedes any Beef and Lamb only standards included in this manual. Dairy farmers in England must meet the beef specific standards in order for any cull cows, calves or other cattle to be marketed as assured. The sheep requirements only apply to farmers certified for sheep.

The standards are organised in sections. The AIM of each standard or group of standards is clearly explained. All of the words against each standard including the column 'How you will be measured' form part of the standard.

Standard coding begins with a two letter prefix that identifies the section. Assessors will use this code together with a code to identify the enterprise to which it relates (e.g. DR for Dairy) to identify any non-conformances on the report at the end of the assessment.

**Key** – those standards which have greater significance (all other standards are normal)

**Recommendation** – those which do not affect certification

**New** – a completely new standard which the member must now adhere to

**Revised** – a standard that has changed and requires the member to take some different or additional action to before

**Upgraded** – the standard has been upgraded to a Key standard or from a Recommendation to a full standard

**Appendix** – this is referenced in the 'How you will be measured' column and indicates that additional information is provided in the Appendices at the back of this manual

**R** - this icon indicates that a record is required



**Where to find help** - at the end of each section we have indicated where you can get extra guidance if you need it. (Our interactive pdf version of this document available on [www.redtractorassurance.org.uk](http://www.redtractorassurance.org.uk) will automatically take you to the right documents and sources of more help).

# Contents

DP	DOCUMENTS AND PROCEDURES	03
SC	STAFF AND LABOUR PROVIDERS	03
TI	TRACEABILITY AND ASSURANCE STATUS	05
VC	VERMIN CONTROL	06
MP	MILK PRODUCTION	07
HF	HOUSING, SHELTER AND HANDLING FACILITIES	11
FW	FEED AND WATER	13
AH	ANIMAL HEALTH AND WELFARE	16
CR	YOUNGSTOCK (CALVES AND LAMBS)	19
BI	BIOSECURITY AND DISEASE CONTROL	20
AM	ANIMAL MEDICINES AND HUSBANDRY PROCEDURES	20
FS	FALLEN STOCK	24
LT	LIVESTOCK TRANSPORT	24
AG	RESPONSIBLE USE OF AGROCHEMICALS	25
NM	NUTRIENT MANAGEMENT	27
	APPENDICES	28
	MEMBER RULES	48
	NOTES	54
	CERTIFICATION BODIES	56

## What has changed since October 2017

DATE OF CHANGE	STANDARD	PAGE
01 June 2018	<b>AM.a.1</b>	<b>19</b>
01 October 2019	<b>DP.b</b>	<b>3</b>
01 October 2019	<b>DP.c.1</b>	<b>3</b>
01 October 2019	<b>SC.c.1</b>	<b>4</b>
01 October 2019	<b>MP.i.1</b>	<b>8</b>
01 October 2019	<b>AH.a</b>	<b>16</b>


DATE OF CHANGE	STANDARD	PAGE
01 October 2019	<b>AH.c.2</b>	<b>17</b>
01 October 2019	<b>AH.c.3</b>	<b>17</b>
01 October 2019	<b>AM.b.1</b>	<b>21</b>
01 October 2019	<b>AM.f</b>	<b>21</b>
01 October 2019	<b>AM.f.2</b>	<b>22</b>
01 October 2019	<b>AM.i</b>	<b>22</b>
01 August 2020	<b>Member rules</b>	<b>48</b>



## DOCUMENTS AND PROCEDURES (DP)


STANDARDS	HOW YOU WILL BE MEASURED	
<b>AIM: Plans and procedures in place to ensure safe and legal food production</b>		
<b>DP.a.1</b> <b>Systems must be in place to maintain the farm in a manner that does not present risks to food safety, animal welfare and environmental protection</b>	<ul style="list-style-type: none"> <li>■ Accumulated rubbish, redundant equipment or scrap kept in controlled areas separate from livestock/ feed storage areas/ public areas</li> </ul>	
<b>DP.a.2</b> <b>A farm map must be in place (New)</b>	<ul style="list-style-type: none"> <li>■ Farm map shows where applicable:               <ul style="list-style-type: none"> <li>– all buildings</li> <li>– all fields, including area (hectares/acres)</li> <li>– watercourses including ditches and ponds</li> <li>– boreholes, springs and wells, including any on neighbouring land, within 50m of the boundary</li> <li>– any areas of high pollution risk</li> <li>– bait point locations</li> </ul> </li> </ul>	<div style="border: 1px solid black; border-radius: 50%; width: 30px; height: 30px; display: flex; align-items: center; justify-content: center; margin: 0 auto;">R</div> <ul style="list-style-type: none"> <li>■ Farm map</li> </ul>
<b>DP.b</b> <b>A documented plan for the effective management of serious incidents and potential emergency situations that threaten the welfare of livestock, food safety or the environment must be in place and displayed in a position available to those involved in farm tasks (Revised)</b>	<ul style="list-style-type: none"> <li>■ You have considered the risks to your farm and documented the actions to be taken in the event of, for example:               <ul style="list-style-type: none"> <li>– feed and/or water equipment failing</li> <li>– power cuts, milk cooling/ milking equipment failure</li> <li>– extreme weather (drought, flooding, snow)</li> <li>– disease outbreaks which have the potential to affect other farms/ the general public</li> <li>– reporting activist activity (to police, relevant trade body, your Certification Body, milk buyer)</li> <li>– pollution incident</li> <li>– Loss of assurance status</li> </ul> </li> <li>■ Plan includes relevant contact details (including out of hours phone numbers) e.g. vet, electricity supplier, water supplier, milk buyer, haulier, Environment Agency (or equivalent)</li> <li>■ Details must be noted on how situation would be dealt with if person with primary responsibility for stock is unavailable for any period</li> <li>■ Plan is accessible and known to those involved with tasks on the farm</li> </ul>	<div style="border: 1px solid black; border-radius: 50%; width: 30px; height: 30px; display: flex; align-items: center; justify-content: center; margin: 0 auto;">R</div> <ul style="list-style-type: none"> <li>■ Emergency plan / Contingency plan</li> </ul>
<b>DP.c</b> <b>Systems must be in place for recording, investigating and resolution of any complaints received that are relevant to the requirements of the Dairy Standards</b>	<ul style="list-style-type: none"> <li>■ Complaints made by Local Authority, general public, customers (e.g. abattoir feedback) or other</li> <li>■ Complaints including, but not limited to, antibiotic failures, welfare and environmental issues</li> <li>■ System includes recording the:               <ul style="list-style-type: none"> <li>– complaint</li> <li>– investigation result</li> <li>– action taken to prevent the issue happening again</li> </ul> </li> </ul>	<div style="border: 1px solid black; border-radius: 50%; width: 30px; height: 30px; display: flex; align-items: center; justify-content: center; margin: 0 auto;">R</div> <ul style="list-style-type: none"> <li>■ Complaints Record</li> </ul>
<b>DP.c.1</b> <b>The prescribing vet must be informed of each antibiotic failure (Revised)</b>	<ul style="list-style-type: none"> <li>■ Prescribing vet informed within 1 week of the farmer being made aware of the failure</li> <li>■ Prescribing vet reviews medicine use and makes recommendations to prevent the issue happening again</li> <li>■ Vet review recorded in the complaints record</li> </ul>	<div style="border: 1px solid black; border-radius: 50%; width: 30px; height: 30px; display: flex; align-items: center; justify-content: center; margin: 0 auto;">R</div> <ul style="list-style-type: none"> <li>■ Failure and vet review recorded in the complaints record</li> <li>■ Vet review completed</li> </ul>



STANDARDS		HOW YOU WILL BE MEASURED
<b>DP.d</b> <b>Producers must ensure that new production sites are suitable for use</b>		<ul style="list-style-type: none"> <li>■ New production sites include, but are not limited to new and existing parlours, buildings, grazing land, including that used seasonally</li> <li>■ The Certification Body has been informed of the site and where applicable have added them to your Red Tractor membership</li> <li>■ When deciding if suitable for use, consideration has been given to the following where relevant: <ul style="list-style-type: none"> <li>– previous use</li> <li>– recent applications of chemicals and soil improvers (including sewage sludge and chicken manure)</li> <li>– physical hazards</li> <li>– injurious weeds</li> <li>– possible disease or parasitic risks from previous or nearby stock</li> <li>– downstream watercourses</li> </ul> </li> </ul>
<b>Where to find help</b>		<ul style="list-style-type: none"> <li>■ For information on farm fires see the Defra guidance document 'Farm Fires – Protecting Farm Animal Welfare'</li> <li>■ For additional guidance on animal welfare in severe weather visit <a href="http://www.gov.uk/animal-welfare-in-severe-weather">www.gov.uk/animal-welfare-in-severe-weather</a></li> <li>■ For additional practical guidance on dealing with livestock in droughts and flooding visit <a href="http://www.beefandlamb.ahdb.org.uk/returns">www.beefandlamb.ahdb.org.uk/returns</a></li> <li>■ To find out the environmental state of water bodies around and through your land use the Environment Agency's What's in your Backyard Tool <a href="http://www.environment-agency.gov.uk/wiyby">www.environment-agency.gov.uk/wiyby</a></li> </ul>


## STAFF AND LABOUR PROVIDERS (SC)

STANDARDS		HOW YOU WILL BE MEASURED
<b>AIM: All staff (including, but not limited to, full and part-time and family members and relief milkers) are trained and competent to carry out the activities they do</b>		
<b>SC.a Key</b> <b>Systems must be in place to ensure that all new staff are effectively trained and deemed competent to carry out the activities they are employed to do</b>	<ul style="list-style-type: none"> <li>■ Nobody starts work without an induction, supervision or explanation of the tasks they will carry out</li> <li>■ For any specific tasks referenced within the Standards (e.g. medicine treatments) additional training is given prior to being left to complete the task unsupervised, if it has not already been given</li> </ul>	
<b>SC.b</b> <b>The performance and competence of staff must be regularly reviewed and refresher training implemented as required</b>	<ul style="list-style-type: none"> <li>■ If you have any staff they are regularly observed and the output of their work reviewed</li> <li>■ Refresher training is implemented immediately if issues are found</li> </ul>	
<b>SC.b.1 Recommendation</b> <i>It is recommended that a formal, documented annual review is undertaken</i>	<ul style="list-style-type: none"> <li>■ <i>Annual, documented assessment of skills and competency</i></li> </ul>	<div style="text-align: center;"> <span style="border: 1px solid black; border-radius: 50%; padding: 2px 6px;">R</span>  <ul style="list-style-type: none"> <li>■ <i>Annual review form</i></li> </ul> </div>
<b>SC.c</b> <b>Records of training must be kept</b>	<ul style="list-style-type: none"> <li>■ A training record is available for all, including: <ul style="list-style-type: none"> <li>– name</li> <li>– start date (if applicable)</li> <li>– training given/ events attended/ experience</li> <li>– date of training</li> <li>– who provided the training</li> </ul> </li> <li>■ Where personnel are trained to undertake specific tasks this is listed in the record</li> <li>■ Records kept for two years after staff member has left employment</li> </ul>	<div style="text-align: center;"> <span style="border: 1px solid black; border-radius: 50%; padding: 2px 6px;">R</span>  <ul style="list-style-type: none"> <li>■ Personnel training record</li> </ul> </div>
<b>SC.c.1 Recommendation</b> <i>It is recommended that at least one person per site is a member of a scheme that records skills/ development/ training (Revised)</i>	<ul style="list-style-type: none"> <li>■ <i>Active membership to schemes including Dairy Pro, IntSCA or equivalent</i></li> </ul>	


STANDARDS		HOW YOU WILL BE MEASURED	
<b>SC.d</b> <b>Where labour providers are used to supply temporary or permanent staff an agreement must be in place to ensure competent persons are provided</b>		<ul style="list-style-type: none"> <li>Agreement in place where labour providers are used regularly or on an ad-hoc basis</li> <li>Agreement confirms that labour provided is competent and that a Gangmasters Licence is held</li> </ul>	<div style="text-align: center;"><b>R</b></div> <ul style="list-style-type: none"> <li>Labour provider agreement</li> </ul>
<b>Where to find help</b>		<ul style="list-style-type: none"> <li>For guidance on Dairy Pro visit <a href="http://www.dairypro.co.uk">www.dairypro.co.uk</a></li> <li>For further information on Gangmasters Licensing and to check the licence status of a labour provider visit <a href="http://www.gla.gov.uk">www.gla.gov.uk</a></li> </ul>	

## TRACEABILITY AND ASSURANCE STATUS (TI)

STANDARDS		HOW YOU WILL BE MEASURED	
<b>AIM: Clear identification of livestock to deliver food chain traceability</b>			
<b>TI.a Key</b> <b>Cattle must be identified and records kept to maintain traceability</b>		<ul style="list-style-type: none"> <li>Cattle are double tagged within 20 days of birth (first tag within 36 hours of birth if dairy bred) and have a UK passport</li> <li>Births, deaths and movements are recorded in up-to-date herd records and notified to the national database within the required timeframe (e.g. BCMS – within 27 days of birth, seven days of death and three days of movement)</li> <li>Imported livestock are tagged and recorded in accordance with legislation</li> </ul>	<div style="text-align: center;"><b>R</b></div> <ul style="list-style-type: none"> <li>Herd records</li> <li>Movement records</li> </ul>
<b>TI.a.1 Key</b> <b>Sheep must be identified and records kept to maintain traceability</b>		<ul style="list-style-type: none"> <li>Sheep are identified by an approved method within the required timeframe</li> <li>A holding register (paper or electronic) is kept up-to-date and covers: holding details, tag replacements, movements, deaths, annual inventory (on the holding as at 1st Dec each year), individual records of sheep born or identified as required by legislation</li> <li>Sheep movements are reported (paper or electronic) within three days of movement. Received paper movement documentation is kept for three years</li> </ul>	<div style="text-align: center;"><b>R</b></div> <ul style="list-style-type: none"> <li>Holding register</li> <li>Movement records</li> </ul>
<b>AIM: Traceability is maintained through to delivery</b>			
<b>TI.b Key</b> <b>Livestock must be accompanied by the required movement and delivery information</b>		<ul style="list-style-type: none"> <li>Cattle are accompanied by their passports and sheep by animal movement documentation (e.g. ARAMS1)</li> <li>Documentation is carried for all journeys on/off the farm (unless less than 50km, by the member transporting own livestock) that states movement details (holdings moved from and to, number of livestock, movement date, vehicle identification)</li> <li>Food Chain Information (FCI) accompanies each consignment of livestock sent to slaughter (including those going via a livestock market)</li> <li>You make your customers aware of the origin of your stock in order that they can fulfill the obligations of the food labelling regulations</li> </ul>	
<b>AIM: Controls in place to maintain assurance status</b>			
<b>TI.c Key</b> <b>Controls must be in place to ensure assurance status of livestock being sold as assured</b>		<ul style="list-style-type: none"> <li>Only livestock that meet the following criteria are sold as farm assured: <ul style="list-style-type: none"> <li>Livestock sent for slaughter meet the minimum required residency period (i.e. 90 days for cattle, 60 days for sheep)</li> <li>During the residency period: <ul style="list-style-type: none"> <li>livestock stay on the farm for the whole time period or checks are made that the previous owner was farm assured</li> <li>if livestock are purchased from a market, the market is assured</li> <li>if livestock passes through a collection centre, the collection centre is assured</li> </ul> </li> <li>vehicles used to transport livestock are assured, either under the farm scheme if transporting the farm's own livestock, or the Red Tractor Livestock Transport scheme (or equivalent) and hauliers' membership numbers are known</li> </ul> </li> </ul>	

STANDARDS		HOW YOU WILL BE MEASURED
<b>TI.c.1 Recommendation</b> <i>It is recommended that bought-in livestock are bought from a farm assured farm</i>		<ul style="list-style-type: none"> <li>Holdings are assured to the RTA Beef and Lamb scheme, Farm Assured Welsh Livestock Scheme, QMS Cattle and Sheep scheme or the Northern Ireland Beef and Lamb Farm Quality Assurance Scheme</li> <li>Checks are made to verify the holding that livestock originates from is assured</li> </ul>
<b>Where to find help</b> 	<ul style="list-style-type: none"> <li>To For more information on Animal Identification and Movement visit <a href="http://www.gov.uk/topic/keeping-farmed-animals/cattle-identity-registration">www.gov.uk/topic/keeping-farmed-animals/cattle-identity-registration</a></li> <li>To complete assurance checks on other farms, hauliers and markets visit <a href="http://www.redtractorassurance.org.uk/checkers">www.redtractorassurance.org.uk/checkers</a></li> </ul>	

## VERMIN CONTROL (VC)

STANDARDS		HOW YOU WILL BE MEASURED
<b>AIM: Effective and responsible control of birds, rodents, insects and other animals to prevent contamination and food safety risk</b>		
<b>VC.a Key</b> <b>Systems must be in place to control vermin in areas where livestock and feed are kept (Revised)</b>	<ul style="list-style-type: none"> <li>Evidence that control is effective and being managed e.g. there is no evidence of contamination by vermin</li> <li>Systems include but are not limited to baiting and trapping</li> <li>Vermin entry points are minimised where possible</li> <li>Systems managed in-house by a demonstrably competent person or by an external contractor</li> <li>Traps checked regularly and positioned in such a way to reduce access by non-target animals</li> <li>No build-up of weeds close to farm structures (e.g. feed storage areas) that might harbour vermin</li> </ul>	<div style="border: 1px solid black; padding: 5px; text-align: center;"> <span style="font-size: 24px; color: green; border-radius: 50%; width: 20px; height: 20px; display: inline-block; margin: 0 auto;">R</span> </div> <ul style="list-style-type: none"> <li>External contractor agreement</li> </ul>
<b>VC.a.1</b> <b>Systems must be in place to control vermin in milk production areas</b>	<ul style="list-style-type: none"> <li>In the dairy: <ul style="list-style-type: none"> <li>doors are kept closed</li> <li>where insects are present, measures such as fly screens, food-safe fly sprays, fly strips, or functioning electric fly-killers are used. They are positioned where they cannot contaminate the product and managed to minimise contamination (e.g. dead insects removed regularly)</li> <li>vermin access points are eliminated (e.g. gaps around doors, drains)</li> </ul> </li> <li>In the parlour: <ul style="list-style-type: none"> <li>feed hoppers are kept clean and covered</li> <li>no evidence of accumulated dirt from nesting birds in the parlour</li> <li>drains are covered, no gaps in ceilings, holes round pipelines to the dairy are blocked</li> <li>where insects are present, measures are in place to control them</li> </ul> </li> </ul>	
<b>VC.b</b> <b>Bait must be used responsibly (Revised)</b>	<ul style="list-style-type: none"> <li>Prior to treatment with baits, a written site survey and environmental risk assessment is undertaken in accordance with <a href="#">Appendix</a></li> <li>Use of non-chemical control methods considered first, followed by the least toxic alternatives (Risk Hierarchy)</li> <li>Where baits are used a bait plan is in evidence <ul style="list-style-type: none"> <li>plan includes map/location of bait points, bait used, bait point inspection and replenishment dates</li> </ul> </li> <li>Safe positioning of bait; non-target animals do not have access and there is no risk of contamination</li> <li>A documented COSHH assessment is carried out as required where there are 5 or more employees</li> <li>Dead and dying rodents are removed, and disposed of in accordance with bait manufacturers' instructions</li> </ul>	<div style="border: 1px solid black; padding: 5px; text-align: center;"> <span style="font-size: 24px; color: green; border-radius: 50%; width: 20px; height: 20px; display: inline-block; margin: 0 auto;">R</span> </div> <ul style="list-style-type: none"> <li>Site survey</li> <li>Environmental Risk Assessment</li> <li>Bait plan kept for two years</li> <li>COSHH assessment (where applicable)</li> </ul>
<b>VC.b.1</b> <b>Permanent baiting must not routinely be undertaken (New)</b>	<ul style="list-style-type: none"> <li>Baits only sited where evidence shows they are being continuously effective.</li> <li>At the end of treatment, baits are removed and disposed of in line with manufacturers' instructions</li> </ul>	
<b>Where to find help</b> 	<ul style="list-style-type: none"> <li>The Campaign for Responsible Rodenticide Use Code is published on <a href="http://www.thinkwildlife.org/crru-code">www.thinkwildlife.org/crru-code</a></li> <li>For more guidance on vermin control see the AHDB Guide Rodent Control on Farms</li> <li>For more information on the use of vertebrate traps see the Chartered Institute of Environmental Health Code of Practice for the Use of Vertebrate Traps <a href="http://www.cieh.org/Code_of_practice_for_the_use_of_vertebrate_traps.html">http://www.cieh.org/Code_of_practice_for_the_use_of_vertebrate_traps.html</a></li> </ul>	



## MILK PRODUCTION (MP)

STANDARDS	HOW YOU WILL BE MEASURED
<b>AIM: Safe and hygienic milk collection that prevents cross-contamination between farms</b>	
<p><b>MP.a</b> The milk collection area must be kept practicably clean and tidy</p>	<ul style="list-style-type: none"> <li>■ The area from the back axle of the tanker to the storage tank access is made of concrete or similar surface, complete (no potholes), drained and kept sufficiently clean that the tanker hose is not soiled when in use</li> <li>■ The walkway from the driver's door to the back axle of the tanker and storage tank access provides clean, hard-standing access for the tanker driver</li> <li>■ Unobstructed access to collection points for tanker (including down the drive) and driver</li> </ul>
<p><b>MP.a.1</b> The milk collection area must be externally lit to facilitate the safe collection of milk</p>	<ul style="list-style-type: none"> <li>■ Sufficient external lighting to allow milk to be collected in darkness</li> </ul>
<b>AIM: The dairy and milk storage area is kept in a clean, food-safe manner</b>	
<p><b>MP.b Key</b> The dairy and milk storage area must be kept clean, tidy and free from foul odours and airborne dust</p>	<ul style="list-style-type: none"> <li>■ Applies to walls, floors, doors, ceilings, light covers in rooms related to the dairy, hand washing and milk storage</li> <li>■ Area free from accumulated dirt, dust, cobwebs, mould, rust, rubbish and medicines, chemicals/ products, buckets and equipment not in use (including pressure washers when not specifically used for dairy)</li> <li>■ Foul odours avoided by keeping drains free from blockages, adequate ventilation and not siting slurry/ effluent tanks next to dairy</li> <li>■ A means of cleaning the dairy available e.g. dedicated brush or hose pipe</li> </ul>
<p><b>MP.c Key</b> Structures within the dairy and milk storage area must be sound, maintained and suitable</p>	<ul style="list-style-type: none"> <li>■ Walls (the full height to the ceiling) and doors are undamaged with a sealed, washable finish</li> <li>■ Floors are impervious, well-drained (no standing water) and complete (any cracks not able to hold dirt or water)</li> <li>■ Ceilings and roof linings are complete and maintained. False ceilings are fully sealed</li> <li>■ Any beams present are treated with a food-safe sealing product and maintained</li> <li>■ Well-fitting, complete windows are permanently secured shut or have fitted fly screens</li> <li>■ Lights are shatterproof or covered</li> </ul>
<p><b>MP.d</b> Dedicated and accessible hand washing and drying facilities must be provided</p>	<ul style="list-style-type: none"> <li>■ Located within the dairy or an adjacent room easily accessible to tanker driver</li> <li>■ Not used by all staff for general-purpose if situated in the dairy</li> <li>■ Facilities include a fitted sink for mixing hot and cold water or mixing tap, hot and cold water, unscented soap and paper towels (and lidded bin emptied daily) or effective hand dryer</li> <li>■ Hand basins discharge into a drain or well-drained floor</li> </ul>
<p><b>MP.e Key</b> The dairy and milk storage access points must be kept secure at night and when unattended</p>	<ul style="list-style-type: none"> <li>■ Doors on all entrances to the dairy/ storage facilities are well-fitting (with no gaps) and either the external doors or the room can be locked</li> <li>■ Doors are kept closed when not in use</li> </ul>
<b>AIM: To prevent the contamination of milk by storage equipment and associated refrigeration systems and equipment</b>	
<p><b>MP.f Key</b> Milk storage tanks are managed to reduce the risk of milk contamination</p>	<ul style="list-style-type: none"> <li>■ Tank and silo lid hatches/ covers and bungs are entire and kept routinely closed</li> <li>■ Checks can be made on milk to ensure it is not contaminated i.e. tanks have lids or sampling points and space between the tank lid and ceiling to allow sampling and visual inspection of milk</li> <li>■ External: <ul style="list-style-type: none"> <li>– tanks/ silos, pipelines, rubber seals, motor casings, outlets and hoses/ pressure washers are free from external accumulated dirt, dust, rust, bird droppings</li> <li>– water heaters, agitator motors free from rust</li> <li>– milk silo air inlets are fitted with a filter</li> <li>– milk silos are located on a drained concrete pad</li> </ul> </li> <li>■ Internal: <ul style="list-style-type: none"> <li>– cleaning completed after every complete milk collection</li> <li>– clean outlet pipes, dipsticks, lids, caps, bungs, internal ladders, external valves and sampling points</li> </ul> </li> </ul>



STANDARDS	HOW YOU WILL BE MEASURED	
<b>MP.g Key</b> <b>Milk cooling systems and storage tanks cool milk to required temperatures</b>	<ul style="list-style-type: none"> <li>■ Milk cooled immediately after milking to at least the legal maximum temperatures. For everyday collection milk is cooled and maintained at 8°C or lower, for alternate day collection 6°C or lower. First Purchaser contracts may specify more stringent temperature requirements</li> <li>■ Tanks are fitted with functioning temperature gauges. Temperatures checked after each milking and comparisons between temperatures on tanker collection receipts and tank gauges made to identify faults</li> </ul>	
<b>MP.h</b> <b>Milk cooling systems and storage tanks must be maintained to ensure effective cooling and washing</b>	<ul style="list-style-type: none"> <li>■ Evidence of maintenance plan contract, annual formal service, or evidence of maintenance by a refrigeration engineer</li> <li>■ Includes maintenance/ calibration of relevant gauges and leakage testing as required by legislation</li> <li>■ Faults identified during the service are rectified</li> </ul>	<div style="border: 1px solid black; border-radius: 50%; width: 30px; height: 30px; display: flex; align-items: center; justify-content: center; margin: 0 auto;"> <span style="font-size: 18px; font-weight: bold; color: white;">R</span> </div> <ul style="list-style-type: none"> <li>■ Service sheets, maintenance plans or receipts</li> </ul>
<b>AIM: To prevent the contamination of milk by milking parlour or automatic milking unit equipment, buildings and fabrication</b>		
<b>MP.i Key</b> <b>The milking parlour must be kept clean and tidy</b>	<ul style="list-style-type: none"> <li>■ The parlour area is free from accumulated dirt, dung, dust and rubbish</li> <li>■ The parlour walls, doors and gates and collecting yard close to the parlour entrance are washed and cleaned down after each milking</li> <li>■ Automatic milking units are maintained in a clean manner</li> <li>■ Troughs are free from mould and a build-up of cake</li> <li>■ Ceilings are visually clean and beams/ girders free from rust and accumulated dust</li> <li>■ The parlour is kept tidy and clear of products, chemicals and items not in constant use</li> </ul>	
<b>MP.i.1 Key</b> <b>Equipment in the parlour must be clean (Revised)</b>	<ul style="list-style-type: none"> <li>■ Applies to parlour ducts, jars, clusters and pipework</li> <li>■ Detailed parlour plant cleaning protocol available and on display, including stages of wash and final rinse, products used, water temperature and checks undertaken (frequency). If auto wash used stages should be detailed along with frequency of checks undertaken.</li> <li>■ Equipment visually clean; internally and externally</li> </ul>	<div style="border: 1px solid black; border-radius: 50%; width: 30px; height: 30px; display: flex; align-items: center; justify-content: center; margin: 0 auto;"> <span style="font-size: 18px; font-weight: bold; color: white;">R</span> </div> <ul style="list-style-type: none"> <li>■ Parlour plant cleaning protocol</li> </ul>
<b>MP.i.2</b> <b>A supply of water and suitable means of washing must be available to the parlour area</b>	<ul style="list-style-type: none"> <li>■ A dedicated hose or power washer for the parlour which is long enough to reach milking points</li> </ul>	
<b>MP.j Key</b> <b>Structures within the milking parlour area must be sound, maintained and suitable</b>	<ul style="list-style-type: none"> <li>■ Walls (with a washable height to 2.5m or whole wall) and doors are undamaged with a sealed, washable finish</li> <li>■ Floors are impervious, well-drained (no standing water), complete (any cracks not able to hold dirt or water)</li> <li>■ Ceilings and roof linings complete and maintained. False ceilings are fully sealed</li> <li>■ Any beams present are treated and maintained</li> </ul>	
<b>MP.k</b> <b>The parlour must be well lit and any lighting must not be a cause for contamination</b>	<ul style="list-style-type: none"> <li>■ Parlour light intensity enables cattle I.D. to be read and foremilk inspection carried out</li> <li>■ Lights are shatterproof or covered</li> <li>■ Light covers are free from accumulated dead flies and cobwebs</li> </ul>	
<b>AIM: The parlour is maintained, hygienic and functioning correctly to ensure food safety standards and cow welfare</b>		
<b>MP.l</b> <b>The milking machine and all associated equipment, fixtures and fittings must be maintained and suitable</b>	<ul style="list-style-type: none"> <li>■ Fixtures and fittings are of sound construction with a washable finish</li> <li>■ No signs of perishing rubber ware</li> <li>■ Automatic dipping and flushing systems are maintained and functioning to ensure milk contamination is avoided</li> <li>■ Automatic milking units are inspected at least daily</li> </ul>	




STANDARDS	HOW YOU WILL BE MEASURED	
<b>MP.I.1</b> <b>Teat cup liners must be clean, free from damage and changed regularly</b>	<ul style="list-style-type: none"> <li>■ The milking machine has teat cup liners that are changed in accordance with manufacturers' instructions for number of milkings/ hours of use</li> <li>■ Records of liner changes are kept for 12 months</li> </ul>	<div style="text-align: center;"><b>R</b></div> <ul style="list-style-type: none"> <li>■ Record of liner changes/ invoices</li> </ul>
<b>MP.I.2</b> <b>The milking machine must be tested at least annually, identified faults rectified and records kept</b>	<ul style="list-style-type: none"> <li>■ Machine tested statically at least annually</li> <li>■ Copies of test report available to assessor</li> <li>■ Machines tested to latest standards relevant to machine or installation date (currently ISO6690:2007)</li> <li>■ Test reports/ delivery notes/ invoices demonstrate faults have been rectified</li> </ul>	<div style="text-align: center;"><b>R</b></div> <ul style="list-style-type: none"> <li>■ Milking machine test certificate and report demonstrating compliance with ISO6690:2007</li> </ul>
<b>MP.I.3 Recommendation</b> <i>It is recommended that a milking time machine test is undertaken</i>	<ul style="list-style-type: none"> <li>■ <i>An annual milking time test in addition to the annual static test</i></li> </ul>	<div style="text-align: center;"><b>R</b></div> <ul style="list-style-type: none"> <li>■ <i>Milking machine test certificate</i></li> </ul>
<b>MP.I.4 Recommendation</b> <i>It is recommended that milking machine testing is undertaken by a competent engineer or technician</i>	<ul style="list-style-type: none"> <li>■ <i>Technician/ engineer holds accreditation through the Milking Equipment Association or similar</i></li> </ul>	<div style="text-align: center;"><b>R</b></div> <ul style="list-style-type: none"> <li>■ <i>Documentation from engineer</i></li> </ul>
<b>AIM: Water and chemicals used for cleaning are food-safe and managed correctly to prevent an adverse effect on milk safety and quality</b>		
<b>MP.n</b> <b>Water used in the milk production area that is in contact with teats/ udders and internal equipment surfaces must be safe</b>	<ul style="list-style-type: none"> <li>■ Sufficient supply of clean, safe water for milking operations and milking equipment cleaning</li> <li>■ Water is direct from the mains, held in a clean, covered holding tank or from a safe private water supply</li> <li>■ Where private water supplies (e.g. from boreholes) are used an annual risk assessment has been completed and water has been determined as being safe. See relevant <a href="#">Appendix</a> for guidance</li> <li>■ If the risk assessment identifies a need for testing, it is undertaken in accordance with the specified timeframes</li> <li>■ If testing identifies the presence of unacceptable microorganisms, remedial action has been undertaken</li> </ul>	<div style="text-align: center;"><b>R</b></div> <ul style="list-style-type: none"> <li>■ Completed risk assessment</li> <li>■ Water test report</li> </ul>
<b>MP.o Key</b> <b>Chemicals and cleaning agents used within the milk production area must be suitable, stored and used in accordance with manufacturers' instructions (Revised)</b>	<ul style="list-style-type: none"> <li>■ Products used are within date, not toxic, not phenolic based, not known to cause taint in milk, not harmful to livestock if in contact with the udder</li> <li>■ Cleaning chemicals do not contain quaternary ammonium compounds (QACs), as stated on the chemical data sheet or a warranty received from the supplier</li> <li>■ Correct quantities are used (measuring jug used or regular checks on autodosing systems)</li> <li>■ Products are used in water of the correct temperature</li> </ul>	<div style="text-align: center;"><b>R</b></div> <ul style="list-style-type: none"> <li>■ Chemical data sheet/ warranty received from the supplier</li> </ul>
<b>MP.p</b> <b>The temperature of the wash cycle must be checked regularly</b>	<ul style="list-style-type: none"> <li>■ Checks made at the start and end of the wash cycle</li> <li>■ Functional thermal tapes, electronic thermometers or integrated monitoring systems are used</li> <li>■ Gauges on water heaters indicate start temperatures</li> </ul>	

STANDARDS		HOW YOU WILL BE MEASURED	
<b>MP.q</b> <b>Current safety sheets for all chemicals and cleaning agents (including disinfectants) used within the milk production area must be available</b>		<ul style="list-style-type: none"> <li>■ Chemical safety sheets are easily accessible, either printed or downloaded and saved on an electronic device accessible by all staff</li> <li>■ If chemical data sheets are saved on an electronic device, they can be printed when needed (e.g. in an emergency) or can be accessed on a portable device such as a smart phone or tablet</li> </ul>	<div style="border: 1px solid black; border-radius: 50%; width: 30px; height: 30px; display: flex; align-items: center; justify-content: center; margin: 0 auto;">R</div> <ul style="list-style-type: none"> <li>■ Current chemical data sheets</li> </ul>
<b>AIM: Cows are milked at a frequency that prevents undue stress associated with distended udders</b>			
<b>MP.r Key</b> <b>Lactating cows must be milked daily</b>		<ul style="list-style-type: none"> <li>■ Milking times and intervals are consistent for all milking cows including those in isolation</li> <li>■ Less frequent milking (i.e. alternate day) for drying-off is not practised</li> <li>■ For automatic milking unit systems checks are made daily that all lactating cows have been milked</li> </ul>	
<b>AIM: To ensure that milk is safe and suitable for human consumption</b>			
<b>MP.s Key</b> <b>Procedures must be in place to reduce the risk of contaminating milk and to inspect milk for abnormalities</b>		<ul style="list-style-type: none"> <li>■ Udders and teats are clean and dry prior to milking with a means of cleaning soiled udders available and used as necessary. Udder cloths, if used are single use or sanitised between cows</li> <li>■ Cows have their milk individually inspected at the start of milking – for presence of blood, clots and discoloration. Methods of inspection are: foremilk, conductivity meter/ colour detection system, transparent claws, long milk tube filters or recording jars</li> <li>■ Contamination of milk from antibiotic sprays avoided by not using sprays in the parlour</li> </ul>	
<b>MP.t Key</b> <b>Milk consigned for human consumption must be suitable for use</b>		<ul style="list-style-type: none"> <li>■ Milk is unsuitable and discarded if: <ul style="list-style-type: none"> <li>– it is from a TB reactor (from the point of veterinary diagnosis)</li> <li>– inspection/ detection identifies abnormalities in the milk</li> <li>– the cow it derives from shows signs of disease, infection, udder inflammation or wounds (and therefore the cow is being treated) or is under medicine withdrawal period</li> </ul> </li> </ul>	
<b>MP.u Key</b> <b>Systems are in place to ensure that milk unfit for human consumption does not enter the milk storage tank</b>		<ul style="list-style-type: none"> <li>■ In a conventional system, cows whose milk is unfit for human consumption are: <ul style="list-style-type: none"> <li>– clearly identified for the full withdrawal period. Treated cows are identified with stock marker/ spray, tail tapes, lower leg tapes/ bands, computer controlled system</li> <li>– milked last or into a separate bucket unit system. If separate units are unavailable and treated cows not milked last, the unit is thoroughly cleaned prior to being used on other cows</li> </ul> </li> <li>■ In Automatic Milking Unit systems: <ul style="list-style-type: none"> <li>– the cows are recorded on the controlling computer by a nominated person</li> <li>– the system automatically discards the milk and the unit is cleaned prior to milking the next cow</li> </ul> </li> </ul>	
<b>AIM: To ensure milking staff, including relief milkers, do not cause milk contamination</b>			
<b>MP.v</b> <b>Milking staff are aware of relevant procedures that prevent contaminated milk from entering the milk storage tank</b>		<ul style="list-style-type: none"> <li>■ I.D. of treated cows is communicated to staff including relief milkers (e.g. white board)</li> <li>■ Staff aware of methods of treating cows and identifying treated cows (as outlined in Herd Health Plan)</li> </ul>	
<b>MP.w Key</b> <b>Milking staff must follow good hygiene practices</b>		<ul style="list-style-type: none"> <li>■ Wellingtons, milking apron/ suit are clean at the start of milking and cleaned/ changed when soiled during milking</li> <li>■ Hands, forearms and gloves, if used, are kept clean during milking</li> <li>■ Cuts, wounds and sores are covered</li> <li>■ Stockmen suffering from infectious illness that could contaminate raw milk do not carry out milking</li> </ul>	
<b>MP.x</b> <b>The dairy and parlour are designated no smoking areas</b>		<ul style="list-style-type: none"> <li>■ Smoking does not occur in the dairy or parlour</li> <li>■ Both areas have appropriate signage</li> </ul>	
<b>Where to find help</b>		<ul style="list-style-type: none"> <li>■ For more information visit: <a href="http://www.gov.uk/dairy-farming-and-schemes">www.gov.uk/dairy-farming-and-schemes</a></li> <li>■ For more information on hygiene, read FSA – ‘Milk Hygiene on the Dairy Farm – A Practical Guide for Milk Producers to the Food Safety and Hygiene (England) Regulations 2013/The Food Hygiene (Wales) Regulations 2006’ or FSA Scotland - ‘Milk Hygiene on the Dairy Farm – A practical guide for milk producers to the Food Hygiene (Scotland) Regulations 2006’</li> </ul>	



## HOUSING, SHELTER AND HANDLING FACILITIES (HF)

STANDARDS	HOW YOU WILL BE MEASURED	
<b>AIM: Safe, comfortable and hygienic housing for all livestock, including youngstock and those close to giving birth</b>		
<b>HF.a</b> <b>Housing must be constructed and maintained to provide a safe and secure environment for livestock (Revised)</b>	<ul style="list-style-type: none"> <li>■ Housing secure to prevent straying/escape</li> <li>■ No sharp edges, projections or other hazards</li> <li>■ Electrical installations inaccessible to livestock</li> <li>■ Lights over feed troughs shatterproof/ protected</li> <li>■ Minimal hairloss, lesions and swellings</li> </ul>	
<b>HF.b</b> <b>Housing must be appropriately and effectively ventilated</b>	<ul style="list-style-type: none"> <li>■ Well ventilated housing (minimal high humidity, no build-up of odours and a comfortable temperature)</li> <li>■ Livestock not indicating signs of heat stress or exposed to draughts/ extreme cold</li> </ul>	
<b>HF.c</b> <b>Floors must be constructed and maintained in a manner that minimises the risk of injury</b>	<ul style="list-style-type: none"> <li>■ Floor surfaces are sound and livestock can walk at ease without slipping or risk of injury</li> <li>■ Design of any slats are suitable for the species and do not cause livestock to slip or cause foot injuries. Non-slatted lying areas provided to milking cows, in-calf heifers and calves</li> <li>■ Manhole covers/ drains that livestock have access to are maintained</li> </ul>	
<b>HF.d</b> <b>Conditions in housing must be maintained in a manner that ensures livestock are able to keep clean</b>	<ul style="list-style-type: none"> <li>■ Lying areas are well-drained and regularly cleaned out to avoid a build-up of dirty bedding</li> <li>■ Slurry and manure from loafing areas/ areas at rear of cubicles scraped/ removed manually at least twice daily</li> <li>■ No accumulation of excess water, urine, dung or slurry</li> <li>■ Livestock kept in a good standard of cleanliness</li> <li>■ All livestock sent to slaughter meet abattoir cleanliness specification</li> </ul>	
<b>HF.d.1</b> <b>Safe, suitable and legal bedding is provided in lying areas</b>	<ul style="list-style-type: none"> <li>■ Bedding (used in lying areas including cubicles, loose housing, non-slatted lying areas and corrals) is noninjurious, non-toxic and is absorptive</li> <li>■ Where slatted flooring is used for newborn and young lambs, bedding is provided</li> <li>■ Delivery records of waste materials used for bedding are kept e.g. recycled woodchip, paper</li> <li>■ Waste exemptions to use such materials are registered with the Environment Agency and kept</li> </ul>	<div style="text-align: center; font-weight: bold; font-size: 1.2em; border: 1px solid black; border-radius: 50%; width: 20px; height: 20px; margin: 0 auto; display: inline-block;">R</div> <ul style="list-style-type: none"> <li>■ Delivery records e.g. invoice, diary information, Waste Transfer Notes</li> </ul>
<b>HF.d.2</b> <b>Lying areas provide comfort</b>	<ul style="list-style-type: none"> <li>■ Comfort provided through provision of bedding, mattresses, matting</li> <li>■ No lesions caused by lack of comfortable lying area</li> </ul>	
<b>HF.e</b> <b>Housing must be lit to allow normal behaviours, rest and effective inspection of livestock</b>	<ul style="list-style-type: none"> <li>■ Adequate lighting available to inspect animals at all times</li> <li>■ Housing is lit during normal daylight hours (natural or artificial). A period of rest from artificial lighting is provided daily</li> <li>■ Fixed lighting is provided in all milking cow housing. Torches/ fixed lighting available to inspect other livestock in other buildings</li> </ul>	
<b>AIM: Housing and grouping should be specific to livestock size and requirements</b>		
<b>HF.f</b> <b>Housing must be of sufficient size</b>	<ul style="list-style-type: none"> <li>■ Cubicle housing systems allow at least one cubicle per animal</li> <li>■ Cubicle design and size suitable for the animal breed and size</li> <li>■ Loafing area per cow at least 120% of the size of cubicle lying area</li> <li>■ Group yards and loose housing systems allow space for all to lie down simultaneously, rise without difficulty, turn around and stretch</li> <li>■ See <a href="#">Appendix</a> for recommended space allowances</li> </ul>	
<b>HF.f.1</b> <b>Tethered livestock must be managed appropriately (Revised)</b>	<ul style="list-style-type: none"> <li>■ All-year-round tethering is not permitted</li> <li>■ Untethered exercise is provided daily for routinely tethered cattle</li> <li>■ Routinely tethered cattle are untethered prior to calving (cattle may be tethered during calving where intervention is necessary)</li> <li>■ Tethers do not cause pain and allow livestock sufficient space to lie down, rise without difficulty, stand in a natural position, stretch and groom without hindrance</li> <li>■ Halters/ collars/ head chains do not tighten and are made of non-abrasive materials</li> </ul>	

STANDARDS	HOW YOU WILL BE MEASURED
<b>HF.g</b> <b>Livestock must be kept in appropriate groups</b>	<ul style="list-style-type: none"> <li>■ Group sizes allow recognition and attention</li> <li>■ Livestock grouped according to age, size and/ or production status (exception cow/ calf and ewe/ lamb)</li> <li>■ Livestock (including stock bulls) allowed the sound and view of other livestock (except where segregated/ isolated)</li> <li>■ Fractious or fully horned cattle not mixed with unfamiliar groups or removed from group if there is evidence of injury or bullying</li> <li>■ Sexually mature male and female livestock kept apart (unless breeding is planned)</li> </ul>
<b>AIM: Appropriate, well maintained facilities are available for specific activities</b>	
<b>HF.h</b> <b>Handling facilities must be in place and maintained in a condition that minimises the risk of injury and distress</b>	<ul style="list-style-type: none"> <li>■ Well maintained, structurally sound and stable crush, race and handling pens (including portable systems) with no sharp edges and a complete floor</li> <li>■ Sheep dipping facility securely covered</li> </ul>
<b>HF.i</b> <b>There must be appropriate facilities for livestock to give birth</b>	<ul style="list-style-type: none"> <li>■ Facilities available to separate ewe/ cow from the rest of the group if necessary</li> <li>■ Clean, dry bedding provided and replaced regularly</li> <li>■ Lighting allows close inspection of livestock</li> <li>■ Restraining facility (e.g. crush) available for use where livestock give birth</li> </ul>
<b>HF.j</b> <b>Facilities must be available on-farm that enable the loading and unloading of livestock with minimal stress and risk of injury to livestock</b>	<ul style="list-style-type: none"> <li>■ Adequate lighting</li> <li>■ Structurally sound and stable gates/ barriers to prevent livestock escaping</li> <li>■ Equipment free from injury risk (sharp edges/ projections)</li> <li>■ If loading ramps are used, they are designed to minimise risk of slipping and have secure side guards</li> <li>■ The use of tailgating to overcome site access issues and minimise journey lengths is only permitted if it occurs within the loading site's boundary, with suitable facilities (as defined in legislation)</li> </ul>
<b>AIM: Appropriate shelter and conditions for livestock kept outdoors (applicable to livestock in fields, corrals and forage crops)</b>	
<b>HF.k</b> <b>Livestock kept outdoors must have access to shelter and well-drained lying areas</b>	<ul style="list-style-type: none"> <li>■ Shelter provided (natural or man-made; hedges, trees, walls) to protect from inclement weather</li> <li>■ Well-drained lying areas</li> </ul>
<b>HF.k.1</b> <b>Tracks and gateways must be maintained for grazing cattle</b>	<ul style="list-style-type: none"> <li>■ During grazing season sharp stones, excessive dirt avoided or removed</li> </ul>
<b>HF.l</b> <b>There must be controls in place to minimise overgrazing and poaching (Revised)</b>	<ul style="list-style-type: none"> <li>■ Outdoor feeding areas are situated so that they do not become excessively poached or allow a large build-up of dung</li> </ul>
<b>Where to find help</b> 	<ul style="list-style-type: none"> <li>■ Further information on housing and handling facilities is given in the Code of Recommendations for the Welfare of Livestock – Cattle and Sheep</li> <li>■ For additional practical guidance on housing, ventilation, bedding, handling etc. visit <a href="http://www.dairy.ahdb.org.uk">www.dairy.ahdb.org.uk</a></li> </ul>


## FEED AND WATER (FW)

STANDARDS	HOW YOU WILL BE MEASURED	
<b>AIM: All livestock receive a daily diet sufficient to maintain full health</b>		
<p><b>FW.a Key</b> Livestock must be provided with sufficient feed</p>	<ul style="list-style-type: none"> <li>■ The diet is adequate to maintain rumen function and suitable to the production status and body condition of the animal</li> <li>■ Systems in place to ensure nutritional needs are met – either: – regular documented body condition scoring (as per FW.a.1.3) – or a documented feed plan for the milking herd plus documented feed plans for dry cows, heifers and calves               <ul style="list-style-type: none"> <li>– feed plans available, reviewed twice a year, updated as required and kept for two years</li> </ul> </li> </ul>	<p style="text-align: center;"><b>R</b></p> <ul style="list-style-type: none"> <li>■ Body Condition Scoring records</li> <li>■ Feed plans kept for two years</li> </ul>
<p><b>FW.a.1</b> A system is in place to ensure newborn calves/ lambs receive sufficient, suitable colostrum (Revised)</p>	<ul style="list-style-type: none"> <li>■ A documented system in place to ensure that sufficient colostrum (from the dam/ alternative source) is received as soon as possible after birth, but within six hours of birth</li> </ul>	<p style="text-align: center;"><b>R</b></p> <ul style="list-style-type: none"> <li>■ Colostrum policy recorded in the health plan</li> </ul>
<p><b>FW.a.1.3 Recommendation</b> <i>It is recommended that regular body condition scoring is undertaken</i></p>	<ul style="list-style-type: none"> <li>■ Scoring conducted by producer, staff member or 3rd party – scoring conducted in accordance with AHDB Dairy guidelines</li> <li>■ Results kept (e.g. freeze brands or ear numbers and days in milk/ stage of lactation) and reviewed with a vet as part of the annual herd health and performance review</li> </ul>	<p style="text-align: center;"><b>R</b></p> <ul style="list-style-type: none"> <li>■ Body Condition Scoring records</li> </ul>
<p><b>FW.a.1.4 Recommendation</b> <i>It is recommended that external input is used to develop livestock rations and feed plans</i></p>	<ul style="list-style-type: none"> <li>■ Analysis of the conserved forage being fed/ to be fed</li> <li>■ Assistance from a nutritionist or feed company representative into the development and review of rations and feed plans</li> </ul>	<p style="text-align: center;"><b>R</b></p> <ul style="list-style-type: none"> <li>■ Forage analysis</li> </ul>
<p><b>FW.b</b> Livestock must be provided with sufficient access to feed</p>	<ul style="list-style-type: none"> <li>■ There is enough feeding space per animal or animals are fed ad-lib</li> <li>■ See <a href="#">Appendix</a> for recommended space allowances</li> </ul>	
<p><b>FW.c Key</b> Livestock must be provided with adequate access to a supply of fresh, clean drinking water (Revised)</p>	<ul style="list-style-type: none"> <li>■ The water supply is sufficient to cover times of peak demand e.g. during hot weather/ lactation and there is sufficient trough space/drinkers for the number of livestock (10% of the herd can drink at any one time)</li> <li>■ Water is easily accessible to livestock and troughs do not obstruct walkways and feeding areas and do not have the potential to cause injury to livestock</li> <li>■ Water troughs are kept clean</li> <li>■ A back-up source of water is available where private water supplies (e.g. boreholes) are used (e.g. mains water)</li> <li>■ Grazing livestock have access to troughs or natural water sources</li> </ul>	




STANDARDS	HOW YOU WILL BE MEASURED	
<b>AIM: Animal feed is suitable and traceable</b>		
<p><b>FW.d Key</b>  <b>Feed must be suitable (Revised)</b></p>	<ul style="list-style-type: none"> <li>■ Feed is palatable (i.e. not stale or contaminated)</li> <li>■ Feed only includes feed materials and additives permitted by the scheme and UK and EU law</li> <li>■ Materials produced by Anaerobic Digesters are prohibited for animal feed</li> <li>■ Injurious weeds (e.g. ragwort) that livestock have access to are under control</li> <li>■ You know the composition of all purchased and home mixed feed</li> <li>■ No non-permitted materials are used, specifically: <ul style="list-style-type: none"> <li>– no antibiotic or hormonal growth promoters</li> <li>– no animal products or by-products (mammalian, avian or fish) with the exception of fish oils and milk products</li> <li>– no rejected food that contain meats or have been in contact with meat (including bakery)</li> <li>– no catering waste, including used cooking oils</li> </ul> </li> </ul>	
<p><b>FW.e</b>  <b>Bought-in feed must be from an assured source or in specific circumstances with a warranty declaration</b></p>	<ul style="list-style-type: none"> <li>■ The following materials are sourced as follows: <ul style="list-style-type: none"> <li>– compounds and blended feed - UFAS, or equivalent</li> <li>– bagged or sealed compounded or blended feed, minerals, mineral blocks/licks (with the exception of rock salt), supplements and milk replacers - from a UFAS merchant or from a non-UFAS merchant a UFAS, or equivalent, compounder</li> <li>– straights from a merchant - UFAS, FEMAS, or equivalent</li> <li>– processed food by-products and co-products from the biofuels industry – UFAS, FEMAS, or equivalent</li> </ul> </li> <li>■ The following materials are sourced with a completed warranty declaration: <ul style="list-style-type: none"> <li>– farm-to-farm supplies of any feeds unexpectedly in surplus</li> <li>– hay and/or silage supplied via forage merchants</li> <li>– roots and vegetable/fruit which have not been processed beyond basic grading and washing</li> </ul> </li> <li>■ Details of equivalent schemes are given in the relevant <a href="#">Appendix</a></li> </ul>	
<p><b>FW.e.1 Recommendation</b>  <i>When sourcing cereals, fruit or vegetables from another farm it is recommended that the supplying farm is a member of a farm assurance scheme</i></p>	<ul style="list-style-type: none"> <li>■ <i>Cereals from an assured combinable crops farm accompanied by a grain passport</i></li> <li>■ <i>Fruit and vegetables from an assured fresh produce farm accompanied by a warranty declaration</i></li> <li>■ <i>Details of equivalent schemes are given in the relevant <a href="#">Appendix</a></i></li> </ul>	
<p><b>FW.f</b>  <b>Records of all feedstuffs purchased must be kept</b></p>	<ul style="list-style-type: none"> <li>■ As a minimum your records contain (where applicable) supplier name, feed type including ingredient composition, date of delivery, quantity and the load or batch number</li> </ul>	<div style="text-align: center; font-weight: bold; border: 1px solid black; border-radius: 50%; width: 30px; height: 30px; margin: 0 auto; line-height: 30px;">R</div> <ul style="list-style-type: none"> <li>■ Feed delivery documents/ invoices/ warranty declarations/ grain passports/ own records kept for two years</li> </ul>
<b>AIM: On-farm mixing produces safe animal feed</b>		
<p><b>FW.g</b>  <b>When mixing two or more feed materials together records must be kept</b></p>	<ul style="list-style-type: none"> <li>■ For total mixed rations (TMR) that incorporate forages or moist feeds produced on a daily basis, produce a record of the ingredients and quantities and update it when the mix changes</li> <li>■ For home mixed compounds, meals or blends based on dry feed ingredients records including ingredients, quantities and mixing dates are kept for every batch mixed</li> <li>■ Forage only, forage top-dressed with concentrates or single feeds mixed with water do not require mixing records</li> </ul>	<div style="text-align: center; font-weight: bold; border: 1px solid black; border-radius: 50%; width: 30px; height: 30px; margin: 0 auto; line-height: 30px;">R</div> <ul style="list-style-type: none"> <li>■ Home mixing feed records kept for two years</li> </ul>




STANDARDS	HOW YOU WILL BE MEASURED	
<b>FW.h</b> <b>When the mix formulation changes samples must be kept</b>	<ul style="list-style-type: none"> <li>■ Samples of dry feed ingredients (over 3% inclusion) are kept</li> <li>■ For dry mixes, samples of finished feed mix are kept</li> <li>■ Samples are kept for a minimum of four weeks after last use</li> <li>■ Your feed samples are: <ul style="list-style-type: none"> <li>– representative; you have taken small samples from several different points</li> <li>– of adequate quantity; approx. 0.5kg/ 1lb</li> <li>– free from contamination</li> <li>– identifiable; labelled with feed details and date</li> <li>– stored in a cool, dry area to avoid deterioration</li> </ul> </li> </ul>	
<b>FW.i</b> <b>If mixing using ‘pre-mixtures’, ‘additives’ or medicated feeds you must have Local Authority approval and meet any associated obligations</b>	<ul style="list-style-type: none"> <li>■ Not applicable to the inclusion of bought-in mineral feedingstuffs (labelled as such) used in TMRs</li> <li>■ You have Local Authority approval, a HACCP system in place and a Quality Control Plan, if mixing using: <ul style="list-style-type: none"> <li>– feed additives (labelled as such); substances such as vitamins, trace elements and preservatives</li> <li>– pre-mixtures (labelled as such); are mixtures of feed additives, at high concentration</li> </ul> </li> <li>■ If you are incorporating medicated feeds you have additional approval from the Veterinary Medicines Directorate (VMD)</li> </ul>	<div style="text-align: center; border: 1px solid black; border-radius: 50%; width: 30px; height: 30px; margin: 0 auto; display: flex; align-items: center; justify-content: center;">R</div> <ul style="list-style-type: none"> <li>■ Local Authority approval</li> <li>■ HACCP</li> <li>■ Quality Control Plan</li> <li>■ VMD approval</li> </ul>
<b>FW.j</b> <b>Mobile feed milling and/or mixing contractors must be suitably certified</b>	<ul style="list-style-type: none"> <li>■ Contractors certified to the NAAC Assured Land-Based Contractor Mobile Feed Mixing and Processing Scheme, or scheme deemed equivalent by Red Tractor</li> </ul>	<div style="text-align: center; border: 1px solid black; border-radius: 50%; width: 30px; height: 30px; margin: 0 auto; display: flex; align-items: center; justify-content: center;">R</div> <ul style="list-style-type: none"> <li>■ Contractors’ NAAC registration number</li> </ul>
<b>AIM: Feed remains clean, palatable and free from contamination</b>		
<b>FW.k</b> <b>Controls must be in place to minimise the risk of contamination of feeds by machinery and equipment (Revised)</b>	<ul style="list-style-type: none"> <li>■ All feeding and mixing equipment and lorries/ trailers/ feed boxes/buckets used for transporting feed are maintained in a clean condition and are suitable for purpose</li> <li>■ Particular attention is paid to cleaning between batches if feed contains additives or medication</li> </ul>	
<b>FW.l Key</b> <b>Feed must be stored in a manner which minimises the risk of contamination (Revised)</b>	<ul style="list-style-type: none"> <li>■ There is evidence that efforts are made to protect feed from contamination</li> <li>■ Storage facilities protect, as far as possible, against the harbouring of domesticated animals, wildlife and vermin</li> <li>■ Storage facilities for dry feed are weatherproof</li> <li>■ In loose feed storage areas, lighting is covered or shatterproof bulbs are used</li> <li>■ Risk of cross-contamination is minimised by ensuring feed is readily identifiable and keeping different feeds separate</li> <li>■ Medicated feed is kept in separate, clearly labelled, bulk storage or bags</li> </ul>	
<b>AIM: No environmental contamination or pollution from stored silage</b>		
<b>FW.m Key</b> <b>Silage must be stored in a manner that minimises the risk of contamination and pollution (Revised)</b>	<ul style="list-style-type: none"> <li>■ Silage is made and stored at least 10m from watercourses and at least 50m from springs, wells and boreholes</li> <li>■ Silos have an effluent collection system</li> <li>■ Effluent from baled silage does not leak into water source</li> <li>■ Field silage effluent is contained</li> <li>■ Note: Field silage is not permitted in Scotland</li> </ul>	
<b>Where to find help</b> 	<ul style="list-style-type: none"> <li>■ For guidance on Body Condition Scoring visit <a href="http://www.dairy.ahdb.org.uk">www.dairy.ahdb.org.uk</a></li> <li>■ For advice on maintaining feed safety and quality see the Industry Code of Practice for On Farm Feeding</li> <li>■ To check if your supplier is UFAS or FEMAS assured visit <a href="http://www.aictradeassurance.org.uk">www.aictradeassurance.org.uk</a></li> <li>■ For further guidance on the Feed Hygiene regulation visit <a href="https://www.food.gov.uk/business-industry/farmingfood/animalfeed/animalfeedlegislation/approvregfeedguidance">https://www.food.gov.uk/business-industry/farmingfood/animalfeed/animalfeedlegislation/approvregfeedguidance</a></li> <li>■ To check if your mobile feed mixer contractor is assured visit <a href="http://www.naac.co.uk">www.naac.co.uk</a></li> </ul>	


STANDARDS	HOW YOU WILL BE MEASURED	
<b>AIM: Proactive management of the health and welfare of all livestock through planning and reviewing</b>		
<p><b>AH.a Key</b>  <b>A Livestock Health Plan, written and updated in conjunction with the vet to improve health and welfare of livestock must be established and implemented (Revised)</b></p>	<ul style="list-style-type: none"> <li>■ The plan makes reference to those responsible for livestock and other relevant persons e.g. nutritionist, foot trimmer</li> <li>■ The plan is farm specific and available to all who look after livestock</li> <li>■ The plan includes elements prescribed in the <b>Appendix:</b> <ul style="list-style-type: none"> <li>– Biosecurity policy</li> <li>– Infectious disease and vaccination</li> <li>– Parasite control</li> <li>– Foot care and lameness management</li> <li>– Mastitis</li> <li>– Metabolic disorders</li> <li>– Management of drying off</li> <li>– Calving procedures</li> <li>– Young animal management</li> <li>– Husbandry procedures</li> <li>– Identifying treated animals</li> <li>– Pain relief procedures</li> <li>– Dealing with TB reactors</li> <li>– Downer cows</li> <li>– Protocol for use of shackles/hobbles</li> <li>– Euthanasia</li> </ul> </li> <li>■ Health plan covers management of beef cattle where applicable and a sheep supplement completed where applicable</li> <li>■ The plan is updated as and when changes occur</li> </ul>	<div style="border: 1px solid black; border-radius: 50%; width: 30px; height: 30px; display: flex; align-items: center; justify-content: center; margin: 0 auto; margin-bottom: 5px;"> <span style="font-weight: bold; font-size: 18px;">R</span> </div> <ul style="list-style-type: none"> <li>■ Health Plan</li> </ul>
<p><b>AH.b</b>  <b>Records of the health and performance of livestock must be maintained</b></p>	<ul style="list-style-type: none"> <li>■ Records include as a minimum:           <ul style="list-style-type: none"> <li>– lameness (clinical cases, non-routine trimmings and treatments, medications)</li> <li>– mastitis (clinical cases, treatments, medications, somatic cell counts)</li> <li>– mortality records (including calves stillborn and unmarketable calves dispatched on-farm)</li> <li>– culling records and reasons for culling (planned culls sent to abattoir that would not show as on-farm deaths or TB reactors)</li> <li>– medicine records including reason for treatment</li> <li>– abattoir feedback (where provided and applicable)</li> </ul> </li> </ul>	<div style="border: 1px solid black; border-radius: 50%; width: 30px; height: 30px; display: flex; align-items: center; justify-content: center; margin: 0 auto; margin-bottom: 5px;"> <span style="font-weight: bold; font-size: 18px;">R</span> </div> <ul style="list-style-type: none"> <li>■ Health and performance records</li> </ul>
<p><b>AH.c</b>  <b>Health and performance records must be reviewed regularly</b></p>	<ul style="list-style-type: none"> <li>■ Annual review of records to collate data on:           <ul style="list-style-type: none"> <li>– lameness</li> <li>– mastitis</li> <li>– culling rate (and reasons)</li> <li>– involuntary culls (excluding TB reactors)</li> <li>– calf mortality (split 0-24hrs, 24hrs-42days)</li> </ul> </li> </ul>	<div style="border: 1px solid black; border-radius: 50%; width: 30px; height: 30px; display: flex; align-items: center; justify-content: center; margin: 0 auto; margin-bottom: 5px;"> <span style="font-weight: bold; font-size: 18px;">R</span> </div> <ul style="list-style-type: none"> <li>■ Health and performance review</li> </ul>

STANDARDS	HOW YOU WILL BE MEASURED	
<p><b>AH.c.1</b>  <b>A written annual livestock health and performance review must be undertaken by a vet (Revised)</b></p>	<ul style="list-style-type: none"> <li>■ The vet attends the farm at least annually and sees livestock</li> <li>■ Annual review to:               <ul style="list-style-type: none"> <li>– Identify key issues and make recommendations to improve identified issues</li> <li>– Review records and data, including medicine records and prescription data outlining total antibiotic used by product name, making recommendations to responsibly reduce antibiotic usage where appropriate without negatively impacting welfare</li> <li>– Review use of Highest Priority Critically Important Antibiotics (HP-CIAs) and make recommendations for responsible reduction</li> <li>– Review prophylactic treatment and make recommendations for alternative disease prevention strategies</li> <li>– Consider industry initiatives e.g. BVD Free England</li> </ul> </li> </ul>	<p style="text-align: center;"><b>R</b></p> <ul style="list-style-type: none"> <li>■ Vet livestock health and performance review</li> </ul>
<p><b>AH.c.2</b>  <b>Johne's disease must be managed through the implementation of the National Johne's Management Plan (New)</b></p>	<ul style="list-style-type: none"> <li>■ The appropriate strategy is identified through a discussion with a BCVA accredited Johne's Veterinary Advisor taking into account:               <ul style="list-style-type: none"> <li>– Current prevalence of Johne's on the farm</li> <li>– Biosecurity risk associated with the farm (e.g. buying in of stock)</li> <li>– Biocontainment risk associated with the farm (e.g. risk of spread within the holding)</li> <li>– Resources (capital and human)</li> <li>– Aspiration of the farm (e.g. desire to eradicate Johne's completely or simply contain the disease at manageable levels)</li> </ul> </li> <li>■ National Johne's Management Plan Declaration completed and signed by BCVA Accredited Johne's Veterinary Advisor</li> <li>■ National Johne's Management Plan or equivalent scheme implemented as available (NJMP currently operational in Great Britain)               <ul style="list-style-type: none"> <li>– Farms operating in Northern Ireland will have until October 2020 to comply with this standard, to ensure access to all of the required elements</li> </ul> </li> </ul>	<p style="text-align: center;"><b>R</b></p> <ul style="list-style-type: none"> <li>■ Current NJMP Declaration test results</li> </ul>
<p><b>AH.c.3</b>  <b>BVD must be managed through a BVD eradication programme designed in conjunction with the farm vet (New)</b></p>	<ul style="list-style-type: none"> <li>■ Eradication programme may include:               <ul style="list-style-type: none"> <li>– Participation in national scheme (BVDFree England, the Scottish BVD Eradication Scheme, the Welsh BVD Eradication Programme or Northern Ireland BVD Eradication Programme)</li> <li>– Membership of CHECS accredited scheme</li> </ul> </li> </ul>	<p style="text-align: center;"><b>R</b></p> <ul style="list-style-type: none"> <li>■ BVD eradication plan recorded in health plan</li> <li>■ Test results</li> </ul>
<b>AIM: The health and welfare of all livestock is being checked and managed</b>		
<p><b>AH.d Key</b>  <b>The health and welfare of livestock must be met at all times (Revised)</b></p>	<ul style="list-style-type: none"> <li>■ Any health or welfare issues have been detected and are being managed (applies to any livestock including unmarketable youngstock and planned culls)</li> <li>■ Lame cows identified, treated and managed in accordance with the herd health plan</li> <li>■ No unmanaged issues identified in welfare outcome scoring</li> <li>■ Unmarketable livestock have their welfare needs met prior to humane euthanasia</li> </ul>	
<p><b>AH.e</b>  <b>The health and welfare of livestock must be checked regularly</b></p>	<ul style="list-style-type: none"> <li>■ Livestock checks as follows:               <ul style="list-style-type: none"> <li>– at least minimum daily checks for livestock outside, twice daily inside</li> <li>– increased checks for newborns and those about to give birth</li> <li>– flock inspection frequency in extensive, upland areas appropriate to need</li> </ul> </li> <li>■ Checks made for signs of illness, injury and stress</li> </ul>	

STANDARDS		HOW YOU WILL BE MEASURED	
<b>AH.f Key</b> <b>Livestock must be handled in a way that avoids injury and minimises stress</b>		<ul style="list-style-type: none"> <li>■ No electric goads in use</li> <li>■ Dogs kept under control</li> <li>■ Livestock handled quietly and calmly without excessive force</li> </ul>	
<b>AIM: The health and welfare of all livestock is being managed by competent people</b>			
<b>AH.g Key</b> <b>All persons looking after the health and welfare of livestock must be demonstrably competent</b>		<ul style="list-style-type: none"> <li>■ Staff have skills and knowledge in animal husbandry</li> <li>■ You are satisfied that any contractors used, e.g. foot trimmers, shearers, AI technicians are competent</li> </ul>	
<b>AH.h Key</b> <b>All livestock units must retain the services of a named veterinary surgeon or practice</b>		<ul style="list-style-type: none"> <li>■ At least annual vet visits (see health and performance review requirements) for the vet to see livestock under their care</li> </ul>	<div style="border: 1px solid black; border-radius: 50%; width: 30px; height: 30px; display: flex; align-items: center; justify-content: center; margin: 0 auto;">R</div> <ul style="list-style-type: none"> <li>■ Invoice/contract/health plan</li> </ul>
<b>AIM: Effective and appropriate management of sick or injured livestock</b>			
<b>AH.i Key</b> <b>Sick or injured livestock must receive prompt attention in order that suffering is not prolonged</b>		<ul style="list-style-type: none"> <li>■ Livestock that are sick from a non-infectious condition or injured are treated either within the group or are moved to segregation facilities</li> <li>■ For an infectious condition, if appropriate, the animal is isolated from the main herd/ flock</li> <li>■ If appropriate a vet has been involved</li> </ul>	
<b>AH.j Key</b> <b>Livestock that do not respond to treatment or require emergency euthanasia must be promptly and humanely euthanised by a competent person</b>		<ul style="list-style-type: none"> <li>■ Evidence in health plan that euthanasia is carried out by a competent person using acceptable methods</li> <li>■ The competent person is available to production sites as soon as possible (normally within 60 minutes drive) in order to deal with emergency cases promptly and prevent unnecessary suffering</li> </ul>	<div style="border: 1px solid black; border-radius: 50%; width: 30px; height: 30px; display: flex; align-items: center; justify-content: center; margin: 0 auto;">R</div> <ul style="list-style-type: none"> <li>■ Euthanasia policy in the Health Plan</li> </ul>
<b>AH.k</b> <b>Appropriate facilities must be provided for the segregation or isolation of sick or injured livestock</b>		<ul style="list-style-type: none"> <li>■ Segregation facilities for livestock that are sick or injured from a non-infectious condition or injured are available at all times. Facilities can be situated within/ close to other livestock housing and in some cases a field may be suitable</li> <li>■ Isolation facilities for livestock suffering from an infectious condition are available for use within 3 hours. The facility is capable of cleansing and disinfection, is a building/ part of a building that shares no airspace with other livestock housing, does not allow direct contact with any other animal and its drainage prevents contamination of other livestock areas</li> <li>■ Facilities are managed and maintained in accordance with scheme standards for housing and facilities, feed and water</li> <li>■ Rules related to notifiable diseases including TB may go above scheme requirements</li> </ul>	
<b>Where to find help</b>		<ul style="list-style-type: none"> <li>■ Further information on animal health and welfare is given in the Code of Recommendations for the Welfare of Livestock – Cattle and Sheep and at <a href="http://www.gov.uk/animal-welfare">www.gov.uk/animal-welfare</a></li> <li>■ Guidance on animal health and disease can be found at <a href="http://www.nadis.org.uk">www.nadis.org.uk</a>, <a href="http://www.dairy.ahdb.org.uk">www.dairy.ahdb.org.uk</a>, <a href="http://www.beefandlamb.ahdb.org.uk">www.beefandlamb.ahdb.org.uk</a>, <a href="http://www.gov.uk/guidance/keeping-livestock-healthy-disease-controls-and-prevention">www.gov.uk/guidance/keeping-livestock-healthy-disease-controls-and-prevention</a></li> <li>■ For more information on the Farm Animal Welfare Committee visit <a href="https://www.gov.uk/government/groups/farm-animal-welfare-committee-fawc">https://www.gov.uk/government/groups/farm-animal-welfare-committee-fawc</a></li> <li>■ Guidance on mobility scoring can be found at <a href="http://www.dairy.ahdb.org.uk">www.dairy.ahdb.org.uk</a></li> <li>■ Guidance on euthanasia can be found at <a href="http://www.hsa.org.uk">www.hsa.org.uk</a></li> </ul>	

## YOUNGSTOCK (CALVES AND LAMBS) (CR)


STANDARDS	HOW YOU WILL BE MEASURED
<b>AIM: The welfare needs of calves and lambs in artificial rearing systems are met</b>	
<p><b>CR.a</b>  <b>Housing areas must provide for the specific needs of artificially reared youngstock</b></p>	<ul style="list-style-type: none"> <li>■ The housing area and pens are, or allow:               <ul style="list-style-type: none"> <li>– constructed and maintained to provide a safe, comfortable and hygienic environment. Flooring is non-slip and maintained.</li> <li>– effectively ventilated and lit</li> <li>– clean, dry, bedded and have a non-slatted lying area</li> <li>– of sufficient size to allow calves to lie down simultaneously, rise without difficulty, stretch and move freely without injury</li> <li>– visual and tactile contact with other calves/ lambs (where there are two or more)</li> <li>– livestock over eight weeks to be housed in groups of two or more where feasible</li> <li>– calves are not housed in individual hutches/ pens after eight weeks of age</li> <li>– calves are not tethered except for group housed feeding and then only for a maximum of 1 hour. Tethers do not cause pain and allow calves to lie down, rise without difficulty, stand in a natural position and groom without hindrance</li> <li>– calves are not muzzled</li> </ul> </li> </ul>
<p><b>CR.b Key</b>  <b>Artificially reared youngstock must receive a daily diet to maintain their health and welfare (Revised)</b></p>	<ul style="list-style-type: none"> <li>■ Calves provided with at least two milk feeds a day until 28 days and not weaned before five weeks of age</li> <li>■ Lambs weaned in accordance with milk replacer manufacturers' guidelines</li> <li>■ Manufacturer's instructions followed for artificial milk replacers where used</li> <li>■ Youngstock not weaned until sufficient hard feed is being eaten</li> <li>■ Pre-weaned youngstock given dry, fresh, clean feed and forage daily</li> <li>■ Youngstock receive a sufficient and wholesome diet post weaning</li> <li>■ Individual buckets provided where bucket fed</li> <li>■ Feeding equipment teats positioned for easy reach</li> <li>■ Feeding equipment kept in a clean condition</li> </ul>
<p><b>CR.b.1 Recommendation</b>  <i>It is recommended that milk (excluding colostrum) from cows under the statutory withdrawal period for antibiotics is not fed to youngstock (New)</i></p>	
<p><b>CR.b.2 Recommendation</b>  <i>It is recommended that the quality of colostrum is tested (New)</i></p>	<ul style="list-style-type: none"> <li>■ Tested and used in accordance with AHDB Dairy guidance</li> </ul>
<p><b>CR.b.3</b>  <b>Colostrum or milk from known Johne's positive cows must not be fed to dairy or beef breeding stock</b></p>	<ul style="list-style-type: none"> <li>■ Detail contained within colostrum policy in herd health plan</li> <li>■ ID for known Johne's positive animals recorded and available</li> <li>■ Alternative provision detailed in health plan e.g. frozen colostrum from clean cows/bagged/powdered colostrum</li> </ul>
<p><b>CR.c Key</b>  <b>Artificially reared youngstock must be provided with sufficient access to fresh, clean drinking water</b></p>	<ul style="list-style-type: none"> <li>■ Unrestricted access provided at all times from birth</li> </ul>
<p><b>Where to find help</b> </p>	<ul style="list-style-type: none"> <li>■ For additional guidance on rearing youngstock visit <a href="http://www.dairy.ahdb.org.uk">www.dairy.ahdb.org.uk</a></li> </ul>

STANDARDS	HOW YOU WILL BE MEASURED	
<b>AIM: Effective biosecurity measures to prevent the spread of disease and protect food safety and animal health</b>		
<p><b>BI.a Key</b>  <b>Control measures must be in place to minimise the spread of disease within the farm and between other farms (Revised)</b></p>	<ul style="list-style-type: none"> <li>■ A documented Farm Biosecurity Policy, which includes controls on-farm to manage biosecurity risks to the farm including risks from:               <ul style="list-style-type: none"> <li>– incoming stock (bought-in and livestock that have been on grass-keep etc.)</li> <li>– disease transmission from animal to animal within the holding</li> <li>– equipment</li> <li>– vehicles</li> <li>– farm visitors</li> </ul> </li> <li>■ The plan is relevant to the farm and updated as and when changes occur</li> <li>■ The plan forms part of the health plan</li> <li>■ Disinfectant and cleaning equipment for use on boots, clothing, vehicles, equipment and facilities available for use by staff and visitors</li> <li>■ Farm dogs wormed regularly, in accordance with wormer manufacturers’ recommendations</li> <li>■ Where muck is spread on grazing land, grazing intervals in relevant <b>Appendix</b> (Safe Applications to Land) adhered to</li> <li>■ Grazing livestock do not have direct access to muck heaps</li> <li>■ If livestock from multiple holdings are collected onsite for transport to abattoirs, the animals’ movement onto the holding is registered (and standstill periods are adhered to) or the animals are moved onto a holding licensed in accordance with the Animal Gatherings Order</li> </ul>	<div style="text-align: center; border: 1px solid black; border-radius: 50%; width: 30px; height: 30px; margin: 0 auto; line-height: 30px;">R</div> <ul style="list-style-type: none"> <li>■ Farm Biosecurity Policy (forms part of health plan)</li> <li>■ Records of dog worming (medicine records/ diary date)</li> </ul>
<p><b>Where to find help</b></p> 	<ul style="list-style-type: none"> <li>■ For help in identifying biosecurity risks visit <a href="http://www.nadis.org.uk">www.nadis.org.uk</a></li> <li>■ For guidance on checks when purchasing stock visit <a href="http://www.dairy.ahdb.org.uk/technical-information/animal-health-welfare/biosecurity-and-diseases/cattle-purchasing">www.dairy.ahdb.org.uk/technical-information/animal-health-welfare/biosecurity-and-diseases/cattle-purchasing</a></li> <li>■ For legal guidance and a list of Defra approved disinfectants visit <a href="http://www.gov.uk/topic/keeping-farmed-animals/preventing-disease">www.gov.uk/topic/keeping-farmed-animals/preventing-disease</a> and <a href="http://www.gov.uk/guidance/disease-prevention-for-livestock-farmers">www.gov.uk/guidance/disease-prevention-for-livestock-farmers</a></li> <li>■ Check local TB outbreaks data online at <a href="http://www.ibtb.co.uk">www.ibtb.co.uk</a></li> </ul>	


## ANIMAL MEDICINES AND HUSBANDRY PROCEDURES (AM)

STANDARDS	HOW YOU WILL BE MEASURED	
<b>AIM: Responsible and competent use of medicines and veterinary treatments</b>		
<p><b>AM.a Key</b> Medicines must be authorised for use in the UK and used appropriately</p>	<ul style="list-style-type: none"> <li>■ No use of antibiotic growth promoters; anabolic agents, including growth promoting hormonal products or similar substances</li> <li>■ Prescription Only Medicines are used in accordance with the prescription</li> <li>■ POM-V are prescribed by a vet</li> <li>■ POM-VPS are prescribed by a vet, pharmacist or Suitably Qualified Person (SQP)</li> <li>■ General Sales Medicines (AVM-GSL) (non-prescription) are used in accordance with manufacturers' or veterinary instructions</li> </ul>	
<p><b>AM.a.1</b> Highest Priority Critically Important Antibiotics must only be used as a last resort under veterinary direction (Upgraded)</p>	<ul style="list-style-type: none"> <li>■ HP-CIAs are defined by the European Medicines Agency (EMA) as 3<sup>rd</sup> and 4<sup>th</sup> generation cephalosporins, fluoroquinolones, and colistin</li> <li>■ Use is supported by a vet report outlining one or more of the following:                             <ul style="list-style-type: none"> <li>– sensitivity testing</li> <li>– diagnostic testing</li> </ul> </li> </ul>	<p><b>R</b></p> <ul style="list-style-type: none"> <li>■ Vet report outlining sensitivity test reports/ diagnostic test reports</li> </ul>
<p><b>AM.a.2</b> Udder and hoof care products must not contain quaternary ammonium compounds (QACs) (New)</p>	<ul style="list-style-type: none"> <li>■ Either the chemical data sheet or a warranty declaration from the supplier confirms product does not contain QACs</li> </ul>	<p><b>R</b></p> <ul style="list-style-type: none"> <li>■ Chemical data sheets/ warranty declaration</li> </ul>
<p><b>AM.b Key</b> Medicines and veterinary treatments must only be administered by demonstrably competent persons</p>	<ul style="list-style-type: none"> <li>■ Person undertaking task has relevant experience or training</li> </ul>	
<p><b>AM.b.1</b> At least one person, who is responsible for administering medicines has undertaken training and holds a certificate of competence/attendance from training undertaken since October 2016 (Upgraded)</p>	<ul style="list-style-type: none"> <li>■ Training courses cover at least:                             <ul style="list-style-type: none"> <li>– Medicine types</li> <li>– Medicine handling</li> <li>– Administration</li> <li>– Medicine storage</li> <li>– Recording requirements</li> <li>– Avoiding residues</li> </ul> </li> <li>■ Training courses include but are not limited to City and Guilds, NOAH/Lantra Antimicrobial Best Practice, Milksure, veterinary led training courses</li> </ul>	<p><b>R</b></p> <ul style="list-style-type: none"> <li>■ Certificate of competence /attendance</li> </ul>
<b>AIM: Safe, secure and responsible management of medicines</b>		
<p><b>AM.c</b> Medicines must be kept in an appropriate locked store, in accordance with the manufacturers' instructions</p>	<ul style="list-style-type: none"> <li>■ Stored in a locked cupboard/ safe/ chest/ locked room</li> <li>■ Medicines that require refrigeration and are stored in a domestic fridge are stored in a container</li> </ul>	
<p><b>AM.d</b> Medicines, medicine containers and used sharps must be stored safely pending disposal and be disposed of responsibly</p>	<ul style="list-style-type: none"> <li>■ Unbreakable/ shatterproof storage containers used</li> <li>■ Medicines, medicine containers and used sharps are disposed of in line with manufacturers' advice or via a veterinary practice or business with the relevant waste transfer licence</li> <li>■ Medicines that require disposal include:                             <ul style="list-style-type: none"> <li>– medicines past their use-by date</li> <li>– opened medicines not used within the specified timescale</li> <li>– medicines stored incorrectly</li> </ul> </li> <li>■ Medicine disposal records include:                             <ul style="list-style-type: none"> <li>– identity of medicine</li> <li>– date</li> <li>– quantity</li> <li>– route of disposal</li> </ul> </li> </ul>	<p><b>R</b></p> <ul style="list-style-type: none"> <li>■ Medicine disposal records</li> </ul>

STANDARDS	HOW YOU WILL BE MEASURED	
<p><b>AM.e</b> Records for all medicines purchased must be kept for five years</p>	<ul style="list-style-type: none"> <li>■ Medicine purchase records include:               <ul style="list-style-type: none"> <li>– identity of medicine</li> <li>– quantity of medicine</li> <li>– date of purchase</li> <li>– name and address of supplier</li> <li>– batch number(s)</li> <li>– expiry date(s)</li> </ul> </li> <li>■ For any medicated feed, a Medicated Feeding Stuff Prescription (MFSP) is kept for five years</li> </ul>	<p style="text-align: center;"><b>R</b></p> <ul style="list-style-type: none"> <li>■ Medicine purchase records</li> <li>■ MFSP</li> </ul>
<p><b>AM.f Key</b> Records for all medicines administered must be kept for five years <b>(Revised)</b></p>	<ul style="list-style-type: none"> <li>■ Treatments including vaccinations, anaesthetic, antibiotics, teat sealant and anti-parasitic control are recorded</li> <li>■ Medicine administration records include:               <ul style="list-style-type: none"> <li>– identity of medicine</li> <li>– quantity of medicine administered</li> <li>– batch number(s) or bottle number linked back to purchase records</li> <li>– identification of the animal or group of animals to which administered</li> <li>– number of animals treated</li> <li>– date of administration</li> <li>– date treatment finished</li> <li>– length of withdrawal period for meat and milk</li> <li>– date when animal(s)/ milk becomes fit for human consumption</li> <li>– name of person administering medicine</li> <li>– reason for treatment</li> </ul> </li> </ul>	<p style="text-align: center;"><b>R</b></p> <ul style="list-style-type: none"> <li>■ Medicine administration records</li> </ul>
<p><b>AM.f.1</b> Medicine records must provide an annual collation of total antibiotic used for the unit <b>(New)</b></p>	<ul style="list-style-type: none"> <li>■ Antibiotics collated by product name</li> <li>■ Collation either by vet from prescription data or completed by farmer from medicine records</li> <li>■ If new legislation requires this total to be presented in a different format this is also acceptable</li> </ul>	<p style="text-align: center;"><b>R</b></p> <ul style="list-style-type: none"> <li>■ Collation of antibiotic use</li> </ul>
<p><b>AM.f.2</b> An annual review of antibiotics used must be undertaken by the vet <b>(New)</b></p>	<ul style="list-style-type: none"> <li>■ Vet review to:               <ul style="list-style-type: none"> <li>– include review of medicines and antibiotic purchase and use, including antibiotic collation</li> <li>– Include recommendations for responsible reduction of antibiotic use where possible, in particular in relation to HP-CIAs</li> <li>– includes review of any cascade or off-label use and make recommendations for alternative disease prevention strategies</li> <li>– includes review of any antibiotic failures</li> <li>– review preventative treatment and make recommendations for alternative disease prevention strategies</li> <li>– review overall use of dry cow therapy and protocols and where appropriate make recommendations for selective antibiotic use</li> </ul> </li> <li>■ Review can form part of the Vet Health and Performance Review</li> </ul>	<p style="text-align: center;"><b>R</b></p> <ul style="list-style-type: none"> <li>■ Vet Antibiotic Review</li> </ul>

STANDARDS	HOW YOU WILL BE MEASURED	
<b>AIM: Prevention of contamination in food</b>		
<b>AM.g Key</b> <b>Livestock being treated must be clearly identified and prescribed withdrawal periods complied with (Revised)</b>	<ul style="list-style-type: none"> <li>■ System in place that ensures no contaminated milk stored in tank or no contaminated livestock are presented for slaughter before the withdrawal period has expired               <ul style="list-style-type: none"> <li>– for farm to farm sales, animals under statutory withdrawal periods are accompanied by a withdrawal period declaration</li> </ul> </li> <li>■ Means of identification remains in place for the full withdrawal period</li> <li>■ Withdrawal period for 'off label' or cascade use is in accordance with veterinary prescription (standard minimum is seven days for milk – followed by milk testing and for 28 days for meat)</li> </ul>	<div style="text-align: center;"><b>R</b></div> <ul style="list-style-type: none"> <li>■ Withdrawal period declaration</li> </ul>
<b>AM.h Key</b> <b>Procedures must be in place to deal with needles or part needles accidentally being left in livestock</b>	<ul style="list-style-type: none"> <li>■ Livestock containing a broken needle is only sold for slaughter providing that:               <ul style="list-style-type: none"> <li>– the animal is identifiable up to the time of slaughter</li> <li>– it is penned separately during transport</li> <li>– it is accompanied by a Food Chain Information declaration form which includes date of incident, product being used and site of injection</li> </ul> </li> </ul>	<div style="text-align: center;"><b>R</b></div> <ul style="list-style-type: none"> <li>■ Broken needle policy either standalone or within health plan</li> </ul>
<b>AIM: Responsible and competent undertaking of husbandry procedures</b>		
<b>AM.i Key</b> <b>Husbandry procedures are carried out by competent persons in accordance with scheme requirements and only when necessary (Revised)</b>	<ul style="list-style-type: none"> <li>■ Husbandry procedures are carried out in accordance with the <b>Appendix</b> including the specified time frames for methods and anaesthetic requirements</li> <li>■ Dewlap tags are not permitted</li> <li>■ Cauterising paste is only used on animals less than 1 week of age and the calf must receive pain relief</li> </ul>	<div style="text-align: center;"><b>R</b></div> <ul style="list-style-type: none"> <li>■ Medicine records showing pain relief administered</li> </ul>
<b>Where to find help</b> 	<ul style="list-style-type: none"> <li>■ For guidance on the responsible use of medicines visit <a href="http://www.ruma.org.uk">www.ruma.org.uk</a></li> <li>■ For guidance on veterinary medicine use including guidance on how to inject visit <a href="http://www.nadis.org.uk">www.nadis.org.uk</a> and the AHDB Better Returns Manual <a href="http://beefandlamb.ahdb.org.uk/wp-content/uploads/2017/03/Using-medicines-correctly-for-better-returns-010317.pdf">beefandlamb.ahdb.org.uk/wp-content/uploads/2017/03/Using-medicines-correctly-for-better-returns-010317.pdf</a></li> <li>■ For guidance on husbandry procedures see Code of Recommendations for the Welfare of Livestock – Cattle and Sheep</li> </ul>	






## FALLEN STOCK (FS)

STANDARDS		HOW YOU WILL BE MEASURED	
<b>AIM: Fallen stock promptly removed, stored and disposed of to prevent environmental contamination and spread of disease</b>			
<b>FS.a</b> Fallen stock must be removed promptly from housing/ pens/ fields	<ul style="list-style-type: none"> <li>Evidence that checks for fallen stock are regularly conducted and any found are promptly removed</li> </ul>		
<b>FS.b</b> Carcases of fallen and euthanased stock must be stored in a manner that protects them from vermin and other animals (Revised)	<ul style="list-style-type: none"> <li>Carcases are stored for collection in a manner that does not threaten the biosecurity of the farm, out of public view, in containers or covered</li> <li>Kept away from milk production and collection areas</li> </ul>		
<b>FS.c</b> Carcases must be disposed of correctly, either by collection by a licensed collector or by approved on-farm incineration	<ul style="list-style-type: none"> <li>Carcases are disposed of before they present an infestation/ health risk</li> <li>Carcases collected by or taken to a licensed fallen stock collector</li> <li>Carcases are not buried or burnt (other than by incineration, unless a specific derogation has been issued by Defra/ APHA)</li> <li>On-farm incinerators are covered by a species specific approval document issued by the APHA</li> </ul>		<div style="border: 1px solid black; border-radius: 50%; width: 30px; height: 30px; display: flex; align-items: center; justify-content: center; margin: 0 auto;">R</div> <ul style="list-style-type: none"> <li>Collection records kept for two years</li> <li>APHA Incinerator Approval</li> </ul>
<b>Where to find help</b> 	<ul style="list-style-type: none"> <li>For guidance on animal by-products; storage, collection and disposal visit <a href="http://www.gov.uk/guidance/fallen-stock">www.gov.uk/guidance/fallen-stock</a> and <a href="https://www.gov.uk/government/collections/guidance-for-the-animal-by-product-industry#transport,-storage,-handling-and-incineration">https://www.gov.uk/government/collections/guidance-for-the-animal-by-product-industry#transport,-storage,-handling-and-incineration</a></li> </ul>		

## LIVESTOCK TRANSPORT (LT)


STANDARDS		HOW YOU WILL BE MEASURED	
<b>AIM: The health and welfare of livestock is managed during transportation</b>			
<b>LT.a Key</b> Vehicles used maintain the health and welfare of livestock being transported	<ul style="list-style-type: none"> <li>Headroom that allows livestock to stand in a natural position</li> <li>Non-slip flooring</li> <li>Flooring that prevents the leakage of faeces and urine (as far as practicable)</li> <li>Free from injury risk (sharp edges/ projections)</li> <li>Facilities that allow livestock to be inspected, including lighting (e.g. torch)</li> <li>Adequate ventilation</li> <li>Where used, partitions are sound. For journeys over 8 hours, partitions are provided. For journeys less than 8 hours, partitions are provided as necessary to allow segregation of stock and prevent individual or small groups of animals from injury</li> <li>Vehicle is secure i.e. has side gates to prevent livestock escaping during loading/ unloading and whilst on-board</li> <li>Loading ramps have foot batons to reduce the risk of slipping</li> <li>The steepness of internal and external ramps is such that welfare is not compromised. For journeys over 50km:               <ul style="list-style-type: none"> <li>the ramp angles do not exceed 26.6° for adult cattle and sheep, 20° for calves</li> </ul> </li> <li>Vehicles fitted with roof to protect from weather</li> </ul>		
<b>LT.b</b> Where bedding is used it must be clean, safe and suitable	<ul style="list-style-type: none"> <li>Calves and lambs provided with straw during transport</li> <li>Adult cattle and sheep transported on non-slip flooring with/ without bedding material</li> </ul>		
<b>LT.c</b> Legally required stocking densities must be followed in order to minimise stress and risk of injury	<ul style="list-style-type: none"> <li>Adjustments made when required to allow for current weather conditions, type of vehicle and size and category of livestock</li> <li>Not tightly or loosely stocked</li> <li>Legal stocking densities outlined in <a href="#">Appendix</a> adhered to</li> <li>Different species not carried in the same compartment</li> </ul>		



STANDARDS		HOW YOU WILL BE MEASURED							
<b>LT.d Key</b> <b>Livestock transported must be fit for the intended journey</b>		<ul style="list-style-type: none"> <li>Livestock are able to bear weight on all four legs and walk onto the vehicle unaided</li> <li>The following livestock are not transported unless under the direction of a veterinary surgeon:               <ul style="list-style-type: none"> <li>sick or injured livestock where moving them would cause additional suffering</li> <li>heavily pregnant females (where more than 90% of the gestation period has passed) unless being transported for veterinary treatment</li> <li>females who have given birth during the last 7 days</li> <li>newborns with unhealed navels not transported.</li> </ul> </li> </ul> <table border="1"> <tr> <td>Calves less than 10 days</td> <td>Not transported more than 100km unless accompanied by their dam</td> </tr> <tr> <td>Calves less than 14 days</td> <td>Not transported more than 8 hours unless accompanied by their dam</td> </tr> <tr> <td>Lambs of less than 7 days</td> <td>Not transported more than 100km unless accompanied by their dam</td> </tr> </table>		Calves less than 10 days	Not transported more than 100km unless accompanied by their dam	Calves less than 14 days	Not transported more than 8 hours unless accompanied by their dam	Lambs of less than 7 days	Not transported more than 100km unless accompanied by their dam
Calves less than 10 days	Not transported more than 100km unless accompanied by their dam								
Calves less than 14 days	Not transported more than 8 hours unless accompanied by their dam								
Lambs of less than 7 days	Not transported more than 100km unless accompanied by their dam								
<b>AIM: Well managed transportation</b>									
<b>LT.e</b> <b>Livestock transported by a trained and competent person</b>		<ul style="list-style-type: none"> <li>Drivers have an understanding of handling and driving livestock to avoid injury, minimise stress and express normal behaviour</li> <li>For journeys over 65km and less than eight hours - Species Specific Certificate of Competence for Short Journeys</li> <li>For journeys over eight hours - Species Specific Certificate of Competence for Long Journeys</li> </ul>	 <ul style="list-style-type: none"> <li>Species Specific Certificate of Competence</li> </ul>						
<b>LT.f</b> <b>Emergency plans and facilities must be in place</b>		<ul style="list-style-type: none"> <li>Driver equipped with:               <ul style="list-style-type: none"> <li>mobile phone and emergency contact numbers</li> <li>in the case of long journeys (over 8 hours) a written contingency plan</li> </ul> </li> </ul>	 <ul style="list-style-type: none"> <li>Contingency plan</li> </ul>						
<b>LT.g</b> <b>A valid transporter authorisation for the journeys undertaken must be held</b>		<ul style="list-style-type: none"> <li>Transporter authorisations held:               <ul style="list-style-type: none"> <li>a short journey (Type 1) authorisation for journeys between 65km to eight hours</li> <li>a long journey (Type 2) authorisation for journeys over eight hours</li> </ul> </li> </ul>	 <ul style="list-style-type: none"> <li>Transporter Authorisation</li> </ul>						
<b>LT.h</b> <b>Vehicles used for journeys in excess of eight hours must be approved under the Defra vehicle approval scheme</b>		<ul style="list-style-type: none"> <li>Not applicable to journeys less than eight hours</li> </ul>	 <ul style="list-style-type: none"> <li>Vehicle approval certificate</li> </ul>						
<b>AIM: Controls to prevent the spread of disease</b>									
<b>LT.i Key</b> <b>Vehicles must be cleaned and disinfected using Defra approved disinfectants</b>		<ul style="list-style-type: none"> <li>Cleaned and disinfected after every load and within 24 hours of delivery unless vehicles are used to make repeat journeys between the same two points in a single day</li> </ul>							
<b>Where to find help</b> 	<ul style="list-style-type: none"> <li>For more information on animal transport regulations visit <a href="http://www.gov.uk/farm-animal-welfare-during-transportation">www.gov.uk/farm-animal-welfare-during-transportation</a></li> </ul>								


## RESPONSIBLE USE OF AGROCHEMICALS (AG)

STANDARDS		HOW YOU WILL BE MEASURED	
<b>AIM: Agrochemicals are stored, applied and disposed of in a manner that prevents contamination and pollution</b>			
Plant Protection Products (PPPs) include, but are not limited to, pesticides, insecticides, fungicides, herbicides, molluscicides e.g. slug pellets			
<b>AG.a Key</b> <b>Agrochemicals are stored in a manner that minimises the risk of contamination and pollution (Revised)</b>		<ul style="list-style-type: none"> <li>Agrochemicals include, but are not limited to, Plant Protection Products (PPPs), inorganic fertilisers, sheep dip, agricultural fuel oil, empty containers, disinfectants, rodenticides, other chemical products</li> <li>Agrochemicals store is maintained and fit for purpose</li> <li>Agrochemicals are approved for use in the UK</li> <li>PPPs kept in their original packaging, or if packaging is broken they are transferred to a suitable container with a fitted lid/ cap and display original label information</li> <li>Emergency facilities are available for dealing with spillages e.g. bucket of sand/ absorbent granules/ an adequate sump/ bunding</li> <li>Inorganic fertilisers are stored on hard, dry surfaces and not stored with flammable materials</li> <li>Fuel tanks banded in accordance with the <a href="#">Appendix</a></li> </ul>	

STANDARDS		HOW YOU WILL BE MEASURED	
<b>AG.b Recommendation</b> If PPPs are used it is recommended that an Integrated Pest Management (IPM) plan is completed	<ul style="list-style-type: none"> <li>IPM plan relates to areas between housing and buildings on farm, grazing, forage and conservation land</li> </ul>	<span style="border: 1px solid black; border-radius: 50%; padding: 2px 6px;">R</span>	<ul style="list-style-type: none"> <li>IPM plan</li> </ul>
<b>AG.c Key</b> <b>Agrochemicals must be applied in a manner that minimises the risk of contamination and pollution</b>	<ul style="list-style-type: none"> <li>Applications relate to, but are not limited to grazing, forage, conservation land, areas surrounding buildings</li> <li>PPPs are not applied in unsuitable conditions e.g. when there is a risk of drift to non-target areas or soil conditions are unsuitable</li> <li>Sheep dip does not run into surface water drains, ditches or watercourses, or soak into land (unless authorised)</li> </ul>		
<b>AG.c.1</b> <b>Agrochemicals must be applied by competent persons (Revised)</b>	<ul style="list-style-type: none"> <li>Manufacturers' instructions are followed at all times during handling and filling, application and disposal</li> <li>PPP application is undertaken by operators holding relevant City &amp; Guilds NPTC Pesticide Application certificates or equivalent</li> </ul>	<span style="border: 1px solid black; border-radius: 50%; padding: 2px 6px;">R</span>	<ul style="list-style-type: none"> <li>NPTC certificates</li> </ul>
<b>AG.d</b> <b>All PPP application equipment must be maintained and tested</b>	<ul style="list-style-type: none"> <li>Boom sprayers hold an NSTS test certificate and are NSTS tested at least once every 5 years</li> <li>Foggers/ misters/ batch dippers and granular applicators hold an NSTS test certificate and are NSTS tested at least once every 6 years</li> <li>All application equipment less than 5 years old, knapsacks and handheld applicators do not need an NSTS certificate</li> <li>PPP application equipment is calibrated at least annually</li> </ul>	<span style="border: 1px solid black; border-radius: 50%; padding: 2px 6px;">R</span>	<ul style="list-style-type: none"> <li>NSTS certificates</li> <li>Calibration records kept for 2 years</li> </ul>
<b>AG.e</b> <b>Records must be kept of all PPP application</b>	<ul style="list-style-type: none"> <li>Records kept for applications made by staff and contractors</li> <li>PPP application records include: <ul style="list-style-type: none"> <li>name of crop/ area treated and total area treated (e.g. ha)</li> <li>name of operator</li> <li>application date, start and finish time</li> <li>name of product applied, information about product (e.g. grazing interval)</li> <li>dose rate, water volume, total product used</li> <li>weather conditions (e.g. wind speed/ direction)</li> </ul> </li> </ul>	<span style="border: 1px solid black; border-radius: 50%; padding: 2px 6px;">R</span>	<ul style="list-style-type: none"> <li>PPP application records</li> </ul>
<b>AG.f Key</b> <b>Wastes are disposed of in a manner that minimises the risk of contamination and pollution</b>	<ul style="list-style-type: none"> <li>Wastes are disposed of by registered waste carriers</li> <li>Wastes are not burnt (with the exception of vegetation and untreated wood)</li> <li>If discharging sheep dip on land an authorisation is held</li> </ul>	<span style="border: 1px solid black; border-radius: 50%; padding: 2px 6px;">R</span>	<ul style="list-style-type: none"> <li>Waste Transfer Notes/ Receipts</li> <li>Sheep dip authorisation</li> </ul>
<b>Where to find help</b>	 <ul style="list-style-type: none"> <li>The Defra guidance document Protecting our Water, Soil &amp; Air - A Code of Good Agricultural Practice for farmers, growers and land managers; the DARD Code of GAP for the prevention of pollution of water, air &amp; soil; the Code of GAP for the Protection of Water, Soil and Air for Wales 2011</li> <li>Guidance to the Environmental Permitting Regulations can be found at <a href="http://www.gov.uk">www.gov.uk</a></li> <li>The Code of Practice for Using Plant Protection Products</li> <li>For a list of approved pesticides visit <a href="http://www.pesticides.gov.uk">www.pesticides.gov.uk</a></li> <li>For a template IPM plan and more information on biobeds visit <a href="http://www.voluntaryinitiative.org.uk">www.voluntaryinitiative.org.uk</a></li> <li>HSE Guidance on storing pesticides for farmers and other professional users</li> <li>Information on sprayer certificates of competency can be found at <a href="http://www.cityandguilds.com">www.cityandguilds.com</a></li> <li>Details of NSTS approved test centres can be found at <a href="http://www.nsts.org.uk">www.nsts.org.uk</a></li> </ul>		



## NUTRIENT MANAGEMENT (NM)

STANDARDS	HOW YOU WILL BE MEASURED	
<b>AIM: Organic manures/ fertilisers/ soil improvement products are stored and applied in a manner that prevents contamination and pollution</b>		
<b>NM.a Key</b> <b>A Manure Management Plan must be kept and followed when applying manures and/ or slurries to land</b>	<ul style="list-style-type: none"> <li>■ Plan includes, but is not limited to:               <ul style="list-style-type: none"> <li>– Where and when manure can/cannot be applied (shown on farm map)</li> <li>– Calculations of the Total Area Required to apply the manure/slurry produced</li> </ul> </li> <li>■ Further details can be found in the <a href="#">Appendix</a></li> </ul>	<div style="text-align: center; border: 1px solid black; border-radius: 50%; width: 30px; height: 30px; margin: 0 auto; line-height: 30px;">R</div> <ul style="list-style-type: none"> <li>■ Manure management plan</li> </ul>
<b>NM.b Key</b> <b>Organic manure must be stored in a manner that minimises the risk of contamination and pollution (Revised)</b>	<ul style="list-style-type: none"> <li>■ Organic manure includes poultry manure, slurry, solid manures, sewage sludge, other liquid manures (abattoir waste, anaerobic digestate)</li> <li>■ Slurry storage tanks, effluent tanks, channels and reception pits are sited at least 10m from a watercourse</li> <li>■ Slurry tanks, reception pits, pipes and channels are impermeable</li> <li>■ Slurry tanks and lagoons have sufficient capacity for slurry storage               <ul style="list-style-type: none"> <li>– At least 4 months in non-NVZ areas</li> <li>– At least 5 months in NVZ areas</li> </ul> </li> <li>■ Slurry stores with a drainage outlet have two separate valves that shut off the flow of slurry. The valves are locked when not in use</li> <li>■ Slurry pits/ lagoons are fenced for animal safety</li> <li>■ Muck heaps are at least 10m from a watercourse and 50m from a well, spring or borehole</li> <li>■ Muck heap effluent run-off does not enter a watercourse, either directly or through land drains, roads, tracks or other pathways</li> </ul>	
<b>NM.c Key</b> <b>Fertilisers/ soil improvement products must be suitable for their intended use</b>	<ul style="list-style-type: none"> <li>■ Fertilisers/ soil improvement products include but are not limited to manure, composts, anaerobic digestate, treated sewage sludge</li> <li>■ Untreated sewage sludge, untreated abattoir or catering derived animal byproducts are not applied</li> <li>■ Any materials, including waste materials that are applied to land have agricultural benefit</li> <li>■ Exemptions/ permits to use waste materials are held</li> </ul>	<div style="text-align: center; border: 1px solid black; border-radius: 50%; width: 30px; height: 30px; margin: 0 auto; line-height: 30px;">R</div> <ul style="list-style-type: none"> <li>■ Exemptions/ permits/ Waste Transfer Notes/ delivery records/ invoices</li> </ul>
<b>NM.c.1 Key</b> <b>Fertilisers must be applied in a manner that minimises the risk of contamination or pollution (Revised)</b>	<ul style="list-style-type: none"> <li>■ Organic fertiliser is applied in accordance with the <a href="#">Appendices</a> Manure Management Plan and Safe Applications to Land</li> <li>■ Before application, factors including NVZ restrictions, soil type, soil conditions, crop requirements, slope, weather conditions, surface water, watercourses, water supplies and abstraction points, even on neighbouring land are considered</li> <li>■ Fertilisers are not applied where fields are waterlogged, flooded, snow covered or have been frozen for more than 12 hours in the previous 24 hours</li> </ul>	
<b>NM.c.2</b> <b>Fertiliser application equipment must be maintained (Upgraded)</b>	<ul style="list-style-type: none"> <li>■ Manufactured fertiliser equipment checked at least annually to ensure accurate application</li> </ul>	
<b>Where to find help</b> 	<ul style="list-style-type: none"> <li>■ For information on the importance of fertiliser security visit <a href="http://www.secureyourfertiliser.gov.uk">www.secureyourfertiliser.gov.uk</a></li> <li>■ For guidance on fertiliser use see AHDB RB209 <a href="http://www.ahdb.org.uk/documents/rb209-fertiliser-manual-110412.pdf">www.ahdb.org.uk/documents/rb209-fertiliser-manual-110412.pdf</a></li> <li>■ To find out the environmental state of water bodies around and through your land use the Environment Agency's What's in your Backyard Tool <a href="http://apps.environment-agency.gov.uk/wiyby/151261.aspx">http://apps.environment-agency.gov.uk/wiyby/151261.aspx</a></li> </ul>	

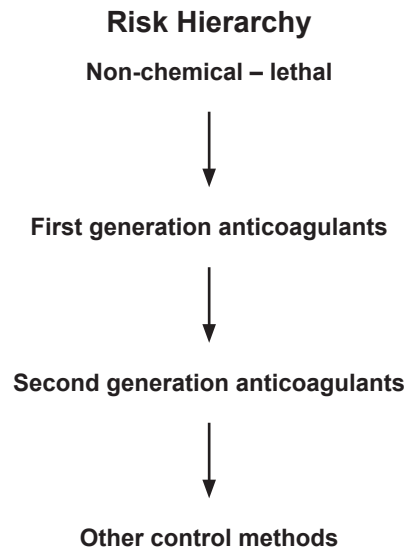
### VERMIN CONTROL

#### Site Survey

A site survey is a record of every inspection and/or survey undertaken; inspecting the farm for signs of rodent activity or environmental management requirements. The site survey must outline the following:

- Date of inspection
- Locations inspected
- Findings (including type, level and extent of infestation and all potential opportunities e.g. feed spills/gaps/habitats)
- Actions required (including what needs to be completed and by whom)
- Date completed (initials to verify)

Where the site survey identifies a rodent infestation, the concept of a 'risk hierarchy' must be used when considering the rodent control strategy. This means considering the use of non-chemical control methods first, followed by the least toxic alternatives.



#### Environmental Risk Assessment

Where actions are identified as part of the site survey which involve the use of rodenticides, an environmental risk assessment must be carried out. The risk assessment must cover the following:

- What the treatment is designed to achieve, what methods of rodent control will be used and how success will be measured
- Which non-target species may be present in or near the treatment site
- What steps have been/will be taken to prevent, or adequately control, exposure of wildlife/domestic pets and the environment
- How dead rodents and rodenticides will be disposed of
- Once the infestation has been removed/controlled, what measures can be implemented to prevent re-infestation

### VERMIN CONTROL

#### Bait Plan

A plan must be in place to control vermin and records must be kept of baits used and checks made. The plan should be completed by the person with responsibility for vermin management and must be kept up-to-date. The plan must be kept for 2 years following changes.

The bait plan must cover the following:

- Map of bait point locations
- Bait used
- Bait point inspection and replenishment dates

#### COSHH Assessment

The Control of Substances Hazardous to Health Regulations 2002 (the COSHH assessment) requires assessments are carried out to identify any risks to operators and others who may be affected by treatments involving hazardous substances. The Health and Safety Executive provide an e-tool for completing the COSHH assessment, which can be found here: <http://coshh-tool.hse.gov.uk/>.

More information on responsible rodenticide use can be found at <http://www.ahdb.org.uk/projects/documents/LRAHDBRodentStrategyGuide2016.pdf>

### ASSESSING THE SAFETY OF PRIVATE WATER SUPPLIES

(This appendix applies to water that comes into contact with teats, udders and milk (via internal equipment surfaces), and is not applicable to water that is used as livestock drinking water, or water used to wash down parlour stalls, walls and floors)

Regulation (EC) No 852/2004, Annex I, Part II (4)(d) requires the use of potable or clean water whenever necessary to prevent contamination during primary production. Current interpretation of this is that clean water can be used during certain primary production activities as long as the water meets the definition of clean contained in the regulations. That means that it does not contain micro-organisms, harmful substances or toxic marine plankton capable of directly or indirectly affecting the health quality of food. It also means that the clean water is not used as an ingredient and/ or is not intentionally added to the food.

A Private Water Supply (PWS) includes boreholes, springs and wells.

#### Ensuring the safety of water

##### **PWS users must:**

1. Complete a Risk Assessment on the PWS system from source to tap, including a dated signature at least on an annual basis but consideration should be given to completing further assessments following exceptional circumstances (i.e. heavy rain fall, reported contamination to the source etc.)
2. Test PWS water for hazards (microbiological and chemical) before use
3. Use both test results and the risk assessment to confirm water safety
4. Regularly maintain the equipment as per manufacturers' instructions
5. Where the Risk Assessment or Water Testing identifies a potential risk, details of investigations into the cause(s) of the problem and remedial actions taken must be recorded.

#### Risk assessment

PWSs are at risk of contamination from a range of sources, from surface water and livestock to humans and vermin and a range of contaminants – including pathogenic micro-organisms associated with faecal matter and chemicals. You must carry out regular checks on your PWS at least annually. This will include a Risk Assessment (see [www.redtractorassurance.org.uk](http://www.redtractorassurance.org.uk) for a template) to identify if there have been any changes that may affect the safety of the water.

#### WATER TESTING – Verifying if water is safe through testing

Testing water for microbiological and chemical content is a means of verifying its safety. The presence of E.coli (or faecal coliforms) in excess of 10 CFU/100 ml is an indication that faecal contamination of the water source has occurred and that there may be a microbial safety risk associated with the water. This is the primary concern to the water supply (note there are a range of other contaminants that can be tested for and are useful information).

Use the flow diagram over the page to determine the water testing frequency and other action that should be taken.

When taking a water sample, ensure a fresh sample is taken (run the tap first), use a clean container and do not contaminate the sample once taken (e.g. from the tap as the sample is being taken).

**ASSESSING THE SAFETY OF PRIVATE WATER SUPPLIES**

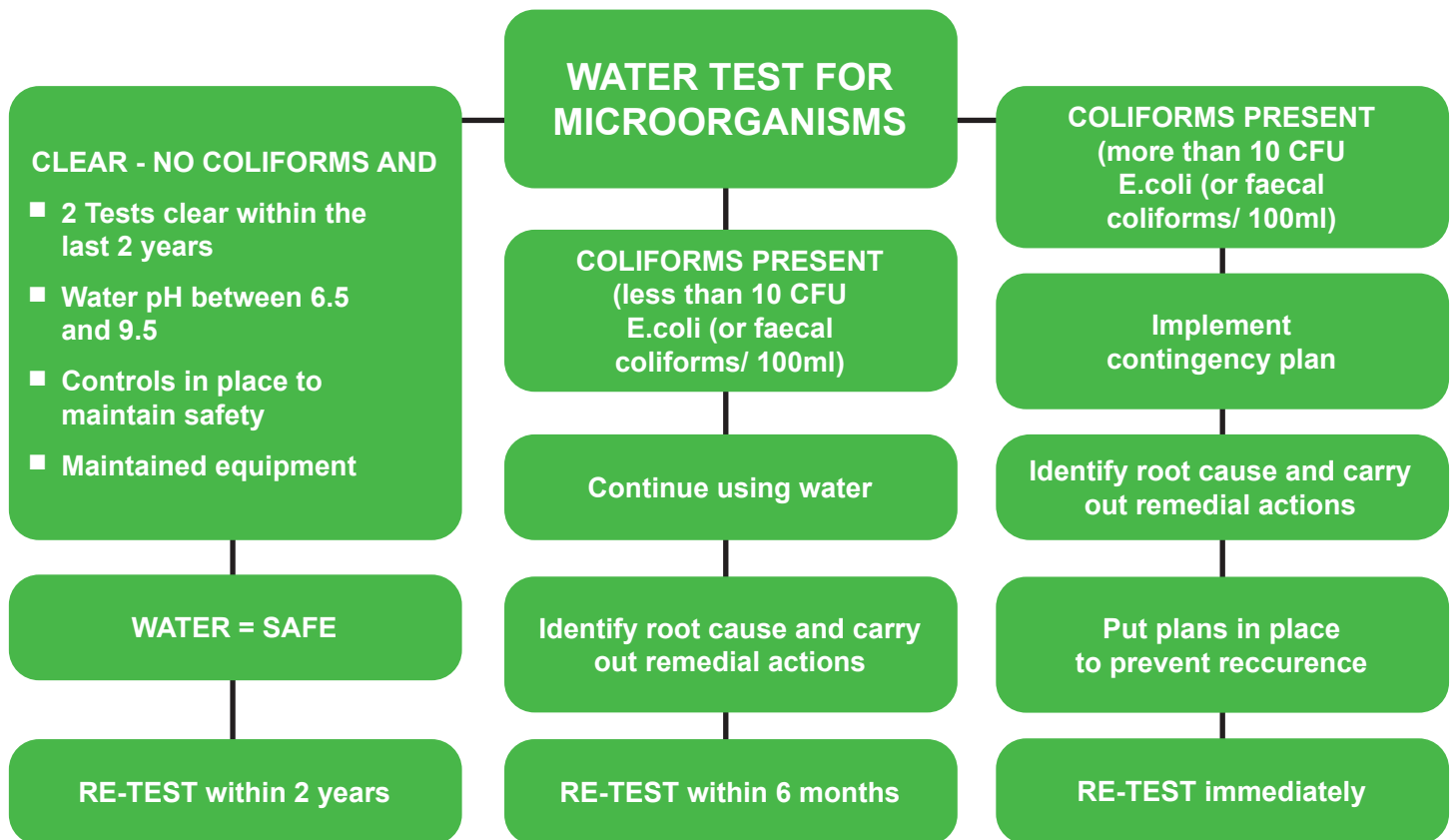
**WATER TEST RESULTS – Remedial action**

- Where less than 10 CFU E.coli (or faecal coliforms)/100 ml is found to be present following a water test, the water may be used.
- Where more than 10 CFU E.coli (or faecal coliforms)/100 ml are found to be present following a water test, the source of the problem should be investigated and the contingency plan implemented such that the water should either not be used or alternative steps should be taken to restrict use of the water until investigations have been carried out and remedial action has been taken. Such action may be to switch to another water source (e.g. mains water supply) or if this is not possible, the water should be treated to reduce the risk of microbial contamination before use and retested.
- Where water testing repeatedly fails on E.coli (or faecal coliforms), despite remedial action, the contingency plan must remain in place until written clearance from the Environmental Health Office or Local Authority to continue using the water for milk production is obtained. The EHO/ LA may require additional criteria before use.

**Possible remedial actions must be appropriate to rectify the problem. Depending on why the source failed, they may include:**

- Installation or replacement of UV filters
- Addition of dilute hypochlorite solution to the header tank (not suitable for header tanks used to supply livestock drinking water)
- Repair of the PWS chamber or replacement of any caps and seals
- Guidance from the equipment manufacturer

**PWS - WATER TESTING FREQUENCY**



**Note: Some water test reports may report coliform presence as MPN/ 100ml instead of CFU/ 100ml - the critical limit for MPN is as stated for CFU.**

## HOUSING SPACE ALLOWANCES

Outlined below are additional requirements and guidance relating to livestock housing and space allowances.

### Cubicles

Cubicle housing systems must have at least one cubicle per animal unless there is adjacent, adequately-sized loose housing (it is recommended that there are at least 5% more cubicles than the number of cows). Cubicles must:

- be long enough and wide enough to allow comfortable rest without injury – but short enough to prevent fouling in the bed and narrow enough to prevent turning around or lying at angles
- accommodate the natural rising of the animal and not cause the animal injury as it rises

Passages must be wide enough to facilitate cow movement and the loafing area must be at least 120% of the cubicle lying area in size.

Cubicle size must be determined by the size of the animal. Outlined below are the recommended minimum dimensions.

	Liveweight (kg)	Dimensions (m)	
		Length	Width
Cows	<600kg	2.4	1.15
	>600kg	2.5	1.20
Youngstock/ Growing/ Finishing	200	1.45	0.7
	300	1.70	0.85
	350	2.05	1.05
	>350	2.1	1.10

### Loose Housing

Group housing systems (including corrals) must be of sufficient size to allow all livestock to lie down simultaneously, ruminate, rise, turn around and stretch without difficulty. Recommended space allowances are outlined below. Cow space allowances would need to be increased where cows and calves are housed together.

	Liveweight (kg)	Space allowance (m <sup>2</sup> per head)		
		Solid Floors		Fully Slatted Floors
		Bedded	Total (inc. bedding, feeding/ loafing)	
Dairy Cows*	400-499	5.5	8.0	NA (non-slatted lying areas must be provided)
	500-599	6.0	8.5	
	600-699	6.5	9.0	
	700-799	7.0	10.0	
	800 +	8.0	11.0	
Suckler Cows	400	3.50	4.9	
	500	4.25	5.85	
Calves	50-84		1.5	
	85-140		1.8	
	140-200		2.4	
Growing/ finishing/ Youngstock **	200-299	2.0	3.0	1.1
	300-399	2.75	3.95	1.5
	400-499	3.5	4.9	1.8
	500-599	4.25	5.85	2.1
	600-699	5.0	6.8	2.3

\* It is recommended that the space allowance for high yielding cows and cows in yards with a compromised design is increased (e.g. narrow access, poorly located water trough, excessive bedded area width). For a 700kg cow it is recommended the bedded area is increased to 9.5m<sup>2</sup>/ cow

\*\* In-calf heifers must also have access to a non-slatted lying area

## HOUSING SPACE ALLOWANCES

### Individual Calf Pens

Calves kept in individual stalls, pens or hutches (except for those in isolation) must be allowed direct visual and tactile contact with other calves (where there are 2 or more calves on-farm). Calves must have sufficient space to stand up, lie down, turn around, stretch and groom. Recommended minimum dimensions are outlined in the table below.

Calf weight (kg)	Pen size per calf
<60	1m x 1.5m
60-80	1m x 1.8m

All recommended space allowances for dairy cattle and calves have been taken from the British Standard BS 5502: 2005, or Dairy housing - a best practice guide AHDB Dairy.

### Sheep

Sheep housing systems (including corrals and slatted flooring) must be of sufficient size to allow all livestock to lie down simultaneously, ruminate, rise, turn around and stretch without difficulty. Recommended space allowances are outlined below.

		space allowance (m <sup>2</sup> )
Lowland ewes 60-90kg liveweight	Ewe only	1.2-1.4 per ewe
	With lambs at foot	2.0-2.2 per ewe and lambs
Hill ewes 45-65kg liveweight	Ewe only	1.0-1.2 per ewe
	With lambs at foot	1.8-2.0 per ewe and lambs
Lambs	Upto 3 months	0.5-0.6 per lamb
	3 months to 12 months	0.75-0.9 per lamb
Rams		1.5-2.0 per ram

All recommended space allowances for sheep have been taken from the Code of Recommendations for Welfare of Sheep.

**FEED TROUGH SPACE ALLOWANCE**

Feed trough space allowances must be appropriate to the size and weight of the livestock – and to the feeding system. Outlined below are the recommended minimum feed trough space allowances for cattle and sheep.

**Trough Space - Cattle (cm per head)**

Weight (kg)	Ration fed	Ad-lib / self feed
200-299	40	15
300-399	50	15
400-499	55	19
500-599	60	24
600-699	67	28
700-799	70	32
800 and over	75	32

**Trough Space - Sheep (cm per head)**

	Ration fed concentrates	Forages fed ad-lib
Store / Finishing Lamb & Ewe Hoggs	30	10-15 cm
Ewe - Small	45	10-15 cm
Horned	45	10-15 cm
Medium	45	10-15 cm
Large	50	10-15 cm

Ration fed trough space allowance for cattle are taken from British Standard BS 5502: 2005 and for sheep from [www.gov.uk](http://www.gov.uk)

## Appendix FW.e

### ACCEPTED FEED ASSURANCE SCHEMES

#### Accepted Feed Assurance Schemes:

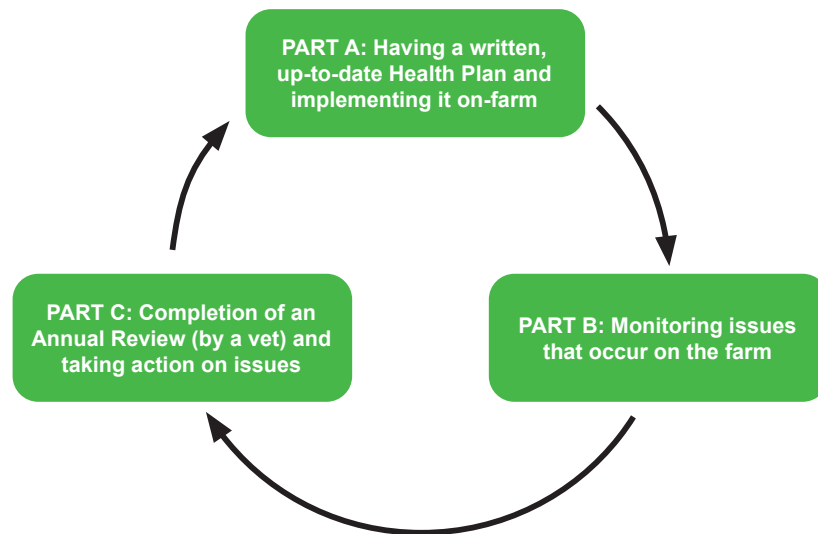
Abbreviated Scheme Name	Full Scheme Name	Scope of the Scheme
UFAS (AIC)	Universal Feed Assurance Scheme	Assured compound feeds, complementary feeds, licks, pre-mixtures and feed ingredients/ materials
FEMAS (AIC)	Feed Materials Assurance Scheme	Production of and trade in feed ingredients/ feed materials
TASCC (AIC)	Trade Assurance Scheme for Combinable Crops	Whole combinable crops. <i>Note: this scheme covers crops storage and transport. Farm assurance is covered by the schemes listed below.</i>
GTAS	Gafta Trade Assurance Scheme	Trade in feed ingredients/ feed materials
IGAS	Irish Grain Assurance Scheme	Whole combinable crops. <i>Note: this scheme covers crops storage and transport. Farm assurance is covered by the schemes listed below.</i>
COCERAL GTP	European trade body for Agro supply and animal feeds	Trade in feed ingredients/ feed materials
GMP+ (PDV)	Dutch Product Board for Animal Feed	Assured compound feeds, complementary feeds, licks, pre-mixtures and feed ingredients/ materials
FAMI-QS	European Feed Additives And Pre-mixtures Quality System	Feed additives and pre-mixtures
BFBi scheme	Brewing, Food & Beverage Industry Suppliers Association	Certifies grains from smaller breweries
RTAOS	Red Tractor Assurance Cold Crush Oilseeds Scheme	Certifies meal from cold crush oilseeds

#### Accepted Farm Assurance Schemes:

Abbreviated Scheme Name	Full Scheme Name	Scope of the Scheme
RTA Combinable Crops and Sugar Beet	Red Tractor Assurance for Farms - Combinable Crops and Sugar Beet Scheme	Combinable crops & sugar beet
SQC	Scottish Quality Farm Assured Combinable Crops Ltd	Combinable crops
NIFQACS	Northern Ireland Farm Quality Assured Cereals Scheme	Combinable crops
SAFA	Soil Association Farm Assurance (Crops module)	Combinable crops
RTA Fresh Produce	Red Tractor Assurance for Farms - Fresh Produce Scheme	Produce – vegetables, fruits and root crops

### HEALTH PLAN AND REVIEW (DAIRY)

Standards AH.a to AH.c.1 requires proactive, farm-specific health planning. This is demonstrated by:



It is recommended that a Veterinary Surgeon is involved in all aspects of health planning, but it is a requirement that they undertake an Annual Review.

#### TEMPLATES

There is a herd health plan and review template available from the Red Tractor website ([www.redtractorassurance.org.uk](http://www.redtractorassurance.org.uk)). The Scheme template references the minimum scheme requirements. Other templates and/ or computer packages may be used, as long as the criteria outlined in this appendix is included.

#### PART A: The Health Plan

There are certain, key criteria that your health plan must include. Farmers can complete the health plan themselves – or can develop it with their veterinary surgeon who has knowledge of the farm. See Table A (overleaf) for an outline of the criteria that must be included.

#### PART B: Monitor the issues that occur on-farm

Health and performance should be monitored on an on-going basis – but the scheme requires as a minimum that incidence (total cases and cases per 100 cows) of the following health conditions is collated annually:

- Lameness
- Mastitis
- Culling rate
- Top 3 reasons for culling
- Involuntary culls (excluding TB reactors and planned culls)
- Calf mortality (split stillborn to 24 hours and 24 hours to 42 days)

The collation can be undertaken by the farmer themselves, or a veterinary surgeon.

The health and performance records required by standard AH.b should be used to collate the incidence data.

#### PART C: Annual Herd Health and Performance Review

It is a requirement that a veterinary surgeon (ideally the herd vet that routinely visits the farm) conducts an annual herd health and performance review – that entails reviewing records, seeing livestock and recommending actions. See Table B for more information.

To demonstrate that this has been completed, Red Tractor has produced a template that the vet can complete, sign and leave on farm to be shown to the assessor.

## HEALTH PLAN AND REVIEW (DAIRY)

TABLE A: HERD HEALTH PLAN – mandatory components

MANAGEMENT TOPIC	WHAT THE PLAN MUST DETAIL/ EXPLAIN	EXAMPLES TO CONSIDER
<b>Biosecurity policy</b>	Actions taken to reduce biosecurity risks to your farm Isolation and quarantine procedures for incoming stock Biosecurity risks from animals in neighbouring fields	e.g. managing incoming stock, disease transmission from animal to animal within the holding, equipment, people, vehicles, risks from watercourses
<b>Infectious disease and vaccination</b>	For disease risks relevant to the farm: <ul style="list-style-type: none"> <li>■ Johne's Control Strategy (signed by BCVA accredited vet)</li> <li>■ BVD eradication plan</li> <li>■ herd status</li> <li>■ vaccines used and vaccine timing</li> </ul>	e.g. Johnes, Lepto, BVD, IBR, TB
<b>Parasite control</b>	For parasite risks relevant to the farm: <ul style="list-style-type: none"> <li>■ products used and timing</li> </ul>	e.g. fluke, lungworm, worms, lice, flies
<b>Foot care &amp; lameness management</b>	Lameness management including: <ul style="list-style-type: none"> <li>■ mobility scoring protocol</li> <li>■ foot trimming protocol</li> <li>■ footbath protocol</li> </ul> For foot problems relevant to the farm: <ul style="list-style-type: none"> <li>■ details of the person responsible for treating</li> <li>■ when and How the problem is treated - controls/ treatments and products used</li> </ul>	e.g. digital dermatitis, sole ulcers, foul, white line disease
<b>Mastitis</b>	For routine prevention measures: <ul style="list-style-type: none"> <li>■ the measures taken and products used</li> <li>■ milking routine protocol</li> </ul> For treatment of clinical cases: <ul style="list-style-type: none"> <li>■ measures taken, products used and withdrawal periods</li> </ul>	e.g. Mastitis Control Plan, AHDB Dairy Mastitis Pattern Analysis Tool
<b>Metabolic disorders</b>	For metabolic disorders relevant to the farm: <ul style="list-style-type: none"> <li>■ preventative measures</li> <li>■ how clinical cases are treated including products used</li> </ul>	e.g. staggers, milk fever, ketosis, displaced abomasums
<b>Management of drying off</b>	The drying off procedure - measures taken; products used and withdrawal periods	
<b>Calving procedures</b>	Protocol for use of calving aids, including cleansing and disinfection Management of cow/calf separation Disease control at calving (e.g. Johnes)	
<b>Young animal management and husbandry procedures</b>	The measures taken to ensure newborns receive adequate colostrum For husbandry procedures relevant to the farm: <ul style="list-style-type: none"> <li>■ the person responsible</li> <li>■ methods and age of animal</li> <li>■ anaesthetics used</li> </ul>	e.g. Disbudding, dehorning, castration, removal of supernumerary teats
<b>Husbandry procedures</b>	For husbandry procedures relevant to the farm: <ul style="list-style-type: none"> <li>■ The person responsible</li> <li>■ Methods and age of animal</li> </ul> Anaesthetic/analgesia produce used	e.g. disbudding, dehorning, castration, removal of supernumerary teats, freeze branding
<b>Identifying treated animals</b>	A written policy detailing how livestock are identified to manage withdrawal periods, and their treatment	

HEALTH PLAN AND REVIEW (DAIRY)

TABLE A: HERD HEALTH PLAN – mandatory components (continued)

<b>Pain relief procedures</b>	A written policy detailing when pain relief should be provided, the person responsible and the products used	e.g. difficult calving, disbudding, lameness treatments
<b>Dealing with TB reactors</b>	A written policy for dealing with TB reactors within the herd and their milk, including actions taken to: <ul style="list-style-type: none"> <li>■ isolate and identify reactors</li> <li>■ ensure reactor milk doesn't enter the bulk tank and is not fed to calves</li> <li>■ inform milk buyer(s)</li> </ul>	The policy should make reference to information from the TB advisory service as appropriate
<b>MANAGEMENT TOPIC</b>	<b>WHAT THE PLAN MUST DETAIL/ EXPLAIN</b>	<b>EXAMPLES TO CONSIDER</b>
<b>Downer cows</b>	Actions taken with downer cows <ul style="list-style-type: none"> <li>■ when vet should be notified</li> <li>■ when euthanasia decision should be made</li> </ul>	
<b>Protocol for use of shackles/hobbles</b>	<ul style="list-style-type: none"> <li>■ When shackles/hobbles are used</li> <li>■ How they are used and for how long</li> <li>■ When vet should be notified of their use</li> <li>■ Details to be recorded - including date applied and reason</li> </ul>	
<b>Euthanasia</b>	A written policy outlining how euthanasia is undertaken on-farm, including: <ul style="list-style-type: none"> <li>■ animal type</li> <li>■ methods used</li> <li>■ name of person who undertakes it</li> </ul>	

**NOTE: If farming beef cattle or sheep, the health plan must also cover them – or in the case of sheep, the supplement template may be completed as an alternative.**

TABLE B – HERD HEALTH AND PERFORMANCE REVIEW – mandatory components

	REVIEWING/ SEEING	
<b>Step 1 – Review/ see:</b>	Herd health and performance records and collated incidence data	Examples of records include: <ul style="list-style-type: none"> <li>■ Lameness records</li> <li>■ Mastitis records</li> <li>■ Mortality and culling records</li> <li>■ Incidence data summary sheet</li> <li>■ Milk recording, milk quality and cell count records</li> <li>■ Buyer and abattoir feedback</li> </ul>
	Medicine and antibiotic records AM.f.2	<ul style="list-style-type: none"> <li>■ Medicine purchase, use and administration</li> <li>■ Antibiotic collation</li> <li>■ Responsible use of antibiotics is discussed</li> </ul>
	Livestock	<ul style="list-style-type: none"> <li>■ Milking herd and dry cows</li> <li>■ Calves</li> <li>■ Youngstock</li> <li>■ Stock bulls</li> <li>■ Other cattle and sheep</li> </ul>
<b>Step 2 – Recommend actions</b>	<ul style="list-style-type: none"> <li>■ Identifying 3 or more issues that could be addressed to improve health and welfare</li> <li>■ Recommending actions to be taken and suitable timescales</li> </ul>	
<b>Step 3 – Date and sign</b>	The vet must date and sign the review in order for it to be deemed complete	

### LIVESTOCK HUSBANDRY PROCEDURES

This appendix outlines the scheme requirements when undertaking certain husbandry procedures (also known as common veterinary operations). Consideration should be given to whether the procedure is necessary – and procedures must only be carried out by competent persons. Consideration must also be given to the application of dressings/ antibiotic sprays to wounds.

Where husbandry procedures are carried out on-farm, it is a requirement that you document this in your health plan – and a recommendation that the need of husbandry procedures is reviewed with a vet.

A competent stock person is a trained and/ or experienced stockman who understands the welfare implications of the procedure they are undertaking, the methods they are using and the conditions for use.

#### CATTLE

PROCEDURE/ METHOD		CONDITIONS OF USE		
		Animal age	Operator	Anaesthetic
Castration	Elastration/ Rubber ring	1st week of life only	Competent stock person	
	Bloodless castration e.g. burdizzo	Up to 2 months of age	Competent stock person	With
	Other method	Up to 2 months	Appropriately trained stock person	With
	When the animal is over 2 months of age	Over 2 months of age	Vet Only	With
Disbudding	Chemical cauterisation	1st week of life only	Competent stock person	With
	Other method than above e.g. hot iron	Up to 2 months of age	Competent stock person	With
Dehorning	Cutting/ sawing horn ( <b>must</b> not be used routinely)	Up to 5 months of age	Competent stock person	With
		Over 5 months of age	Vet Only	With
Removal of Supernumerary Teats	Using clean, sharp scissors	Up to 3 months	Competent stock person	With
		3 months and over	Vet Only	With

Routine tail docking of cattle is not permitted.

#### SHEEP

PROCEDURE/ METHOD		CONDITIONS OF USE		
		Animal age	Operator	Anaesthetic
Castration	Elastration/ Rubber ring	1st week of life only	Competent stock person	
	Clamp/ bloodless	Up to 3 months	Competent stock person	
	When the animal is over 3 months of age or where any methods other than above are used		Vet Only	With
Tail Docking*	Rubber Ring	1st week of life	Competent stock person	
	Hot iron/ clamp	Up to 2 months	Competent stock person	With
	Surgical/ other	Any age	Vet Only	With
Dehorning and disbudding**	Trimming of insensitive tip of an in-growing horn	Any age	Competent stock person	
	All other cases	Any age	Vet Only	With

\* There must be sufficient tail to cover the vulva or the anus. Any shorter must only be in the case of emergency, disease or injury following consultation with a vet (and administration of anaesthetic).

\*\* Under the Veterinary Surgeons Act 1966 (as amended), only a veterinary surgeon may dehorn or disbud a sheep, apart from trimming the insensitive tip of an ingrowing horn, which if left untreated could cause pain or distress.

## LIVESTOCK TRANSPORT - STOCKING DENSITIES

The standard requires livestock to be transported at legally prescribed stocking densities. Outlined below are the stocking densities as prescribed by Council Regulation (EC) No 1/2005 on the protection of animals during transport and related operations (and amending directives).

	Category	Approx. weight (in kg)	Area in m <sup>2</sup> /animal
<b>Cattle</b>	Small Calves	55	0.30 to 0.40
	Medium-sized calves	110	0.40 to 0.70
	Heavy calves	200	0.70 to 0.95
	Medium-sized cattle	325	0.95 to 1.30
	Heavy cattle	550	1.30 to 1.60
	Very heavy cattle	>700	(>1.60)
<b>Sheep</b>	Shorn sheep and lambs 26kg and over	<55kg >55kg	0.20 to 0.30 >0.30
	Unshorn sheep	<55kg >55kg	0.30 to 0.40 >0.40
	Heavily pregnant ewes	<55kg >55kg	0.40 to 0.50 >0.50

### STORAGE OF POTENTIAL POLLUTANTS

Potential pollutants must be stored in a manner that minimises the risk of them causing contamination or pollution. There are a range of potential pollutants, but some specific examples relevant to livestock farmers and how they should be managed are included below. For more information and the full legal requirements visit <https://www.gov.uk/guidance/storing-silage-slurry-and-agricultural-fuel-oil>.

#### Applicable to all agrochemical storage

- Storage facilities must be at least 10 metres from watercourses and at least 50 metres from a well/ spring/ borehole
- Agrochemical store must be fit for purpose and maintained

#### Silage, Slurry and Agricultural Fuel Oil (SSAFO) Storage

There are exemptions from the Water Resources (Control of Pollution) (Silage, Slurry and Agricultural Fuel Oil) (England) Regulations 2010 (or equivalent) for installations built before prescribed dates. Those dates are as follows:

	Slurry/Silage	Agricultural Fuel Oil
England	1991	1991 or where less than 1500 litres stored on farm
Wales	1991	1991 or where less than 1500 litres stored on farm*
Scotland	2003	2003 or where less than 1250 litres stored on farm
Northern Ireland	2003	2003 or where tank capacity does not exceed 1250 litres

\*From 15 March 2020 all Agricultural Fuel Oil storage must meet the requirements of the Oil Storage (Wales) Regulations 2016

#### Agricultural Fuel Oil (excluding domestic only tanks, mobile and underground tanks)

- There must be an impermeable bund. The bund is either at least 110% capacity of the individual tank, or if there is more than one tank within the bund, 25% of the total or 110% of the largest tank
- There must be an outlet within bund (NB – with double skinned tanks, in principle the outer skin can act as the bund for the inner tank however this benefit is lost if the outlet is at the bottom of the tank as any leakage through or around the outlet will not be captured)

**Note: It is best practice for all fuel tanks to be bunded even if they benefit from exemptions to the legislation**

### MANURE MANAGEMENT PLAN

A Manure Management Plan must be kept and followed when applying manures and/or slurries to land. Where land falls in an NVZ, a completed and more detailed plan should already be in place and will meet the scheme requirements.

The scheme recommends the use of the Tried and Tested website ([www.nutrientmanagement.org](http://www.nutrientmanagement.org)) for resources, templates and in the development of your Manure Management Plan.

#### As a minimum, all holdings must have a Manure Management Plan that:

- includes a farm map identifying **where** and **when** manure can/ cannot be applied. The map must show the areas stated in table A – and it is recommended that colour coding is used
- includes calculations of the Total Area Required to apply the manure/ slurry produced without exceeding a total nitrogen application rate of 250kg/ha/year (or less as required by legislation). Use the following calculation and the hectares needed by stock unit in Table B:
  - Number of stock units (by stock type) x months housed x Ha needed by stock unit = Total Area Required
  - E.g. 75 cows (650kg) x 6months x 0.039 = 17.55 ha required

If the map and calculations prove you have a Total Spreadable Area greater than the Total Area Required, the plan is complete. If the Total Spreadable Area is less than the Total Area Required, a more detailed plan or an alternative action is necessary.

**Table A**

Area	Area includes, but is not limited to:
<b>Non-spreading areas</b>	Fields where manure would not normally be spread; non-farmed woodlands or fields too far away from farm buildings
<b>Water</b>	Any ditches, watercourses and ponds, springs, wells and boreholes used for drinking water or farm dairies
<b>Do not spread areas</b>	Areas where manure should not be spread. At least 10m either side of ditches and watercourses, 50m around springs, wells and boreholes, steep slopes with a high risk of run-off, Environmentally Sensitive Areas, Sites of Specific Scientific Interest
<b>High risk areas</b>	Fields next to a watercourse, spring or borehole with soil at field capacity with moderate slope or slowly permeable soil; where soil depth over fissured rock is less than 30cm; with effective pipe or field drains
<b>Very high risk areas</b>	Fields likely to flood in some/ most winters; next to a watercourse, spring or borehole where surface is severely compacted or waterlogged or have a steep slope and the soil is at field capacity or have a moderate slope and slowly permeable soil
<b>Low risk areas</b>	All other areas not already marked

**MANURE MANAGEMENT PLAN**

**Table B**

Stock Unit	Hectares needed by Stock Unit		Stock Unit	Hectares needed by stock unit	
Cow (650kg)	0.039		Bull	0.019	
Cow (550kg)	0.032		Youngstock 1-2yr (400kg)	0.016	
Cow (450kg)	0.025		Youngstock 6-12months	0.008	
Heifer 2yr+ (500kg)	0.019		Calf	0.005	
Adult Sheep	0.003		Lamb (6-12 months)	0.002	
Lamb (up to 6 months)	0.001				
	Hectares needed by pig			Hectares needed by pig	
	at 250kg/ha	at 170 kg/ha		at 250kg/ha	at 170 kg/ha
Maiden gilts	0.052	0.076	Growers 8-12 weeks	0.025	0.037
Breeding sows & boars	0.080	0.118	Finishers over 12 weeks	0.042	0.062
Weaners 4-8 weeks	0.013	0.019			

### SAFE APPLICATIONS TO LAND

This appendix provides guidance on making applications to land. All applications to land must be carried out in accordance with legislation. Environmental Permits or exemptions must be held where applicable. If your farm is in an NVZ you must also follow NVZ rules. The Environment Agency website has information on spreading waste on land which may be helpful.

**Note: Producers should always check with buyers to ensure that any applications of sludge, compost, digestate and other materials originating outside the farm are acceptable to customers.**

#### Sewage Sludge (biosolids)

It is recommended that sewage sludge is assured under the Biosolids Assurance Scheme.

Untreated sewage sludge has not been permitted on any agricultural land since 2006.

Treated sewage sludges can only be used under strictly controlled conditions. Prior to application the soil must be tested by the sludge supplier. Applications of sewage sludge to land must be in accordance with suppliers' instructions (i.e. the way the sludge has been treated may affect where and when the sludge can be applied).

Two types of treated sewage sludge are permitted by the scheme:

1. Conventionally treated sludge - has been subjected to defined treatment processes and standards that ensure at least 99% of pathogens have been destroyed. The most common form of treatment is anaerobic digestion.
2. Enhanced treated sludge - will be free from Salmonella and will have been treated so as to ensure that 99.9999% of pathogens present in the original sludge have been destroyed.

#### Farmyard Manure (FYM) and Slurry – Fresh, Stored or Treated

Using the following steps as a guide will help to ensure that manures are used efficiently:

- Know the nutrient contents of applied manures
- Apply manures evenly and at known rates
- Where appropriate, rapidly incorporate manures or use an application technique that will minimise ammonia losses
- Apply manures in spring, where possible, to reduce nitrate leaching losses
- Take the nutrient content of applied manures into account when calculating inorganic fertiliser applications

Spreading manures onto pasture is a valuable source of nutrients but can play a role in transferring disease to healthy stock. The main risk is from spreading fresh, unstored slurry or manure. Risks are reduced by storage, low application rates and leaving pasture for as long as possible before grazing.

**Note: The scheme recommends that poultry manure is not applied to grazing land or grassland to be harvested due to the risks associated with botulism.**

#### Compost, Digestates and other Recycled Materials

It is recommended that digestates and composts sourced from external contractors for application to land have been produced to the relevant PAS specification (PAS 110 for digestate, PAS 100 for compost) and are applied following the associated Quality Protocol. The specifications and Quality Protocols provide safeguards on the feedstock materials, the processing stages and end product quality.

Where anaerobic digestate is produced from an energy crop feedstock (e.g. maize) and there is no pasteurisation step there is a risk that plant pathogens, for example *Fusarium* spp., may be present. It is recommended that energy crop digestate is ploughed in before drilling a subsequent cereal crop.

**SAFE APPLICATIONS TO LAND**

**Safe Applications to Land Matrix**

	Manure and Slurry		Compost and Anaerobic Digestate		Treated Sewage Sludge	
	Application	Grazing/ harvest interval	Including animal by-products (ABP)	Not including animal by-products (ABP)	Conventional treated sewage sludge	Enhanced treated sewage sludge
Combinable crops (inc. homefed)	May be applied before and after drilling/planting	n/a	May be applied before and after drilling/planting	May be applied before and after drilling/planting	For all combinable crops may be applied before and after drilling/planting	For all combinable crops may be applied before and after drilling/planting
Grassland and forage – grazed	Recommended that applications are made in the spring and that rapid incorporation techniques are used	At minimum a 4 week no-graze interval applies. It is recommended that there is an 8 week no graze interval for adult livestock and a 6 month no graze interval for youngstock	A no-graze interval of 2 months for pigs and 3 weeks for other livestock applies	A no-graze interval of 3 weeks applies	A no-graze interval of 3 weeks applies and sludge must be deep injected or ploughed in	A no-graze interval of 3 weeks applies
Grassland and forage - harvested		A no-harvest interval of 4 weeks applies	A no-harvest interval of 2 months for pigs and 3 weeks for other livestock applies	A no-harvest interval of 3 weeks applies	A no-harvest interval of 3 weeks applies	A no-harvest interval of 3 weeks applies

**Cropping Categories\***

<b>Combinable crops</b>	Wheat, Barley, Oats, Rye, Triticale, Peas, Beans, Linseed/ flax, Oilseed rape, Sugarbeet, Sunflower, Borage
<b>Grassland and forage – grazed</b>	Grass, Forage swedes and turnips, Fodder mangolds, Fodder beet, Fodder kale, Forage rye and triticale, Turf
<b>Grassland and forage – harvested</b>	Grass silage, Silage maize, Haylage, Hay, Herbage seeds

\*not an exhaustive list





# How the Red Tractor Assurance Scheme works

**The Red Tractor Assurance Scheme exists to certify and signify the conformance by each of its members to a series of integrated standards that apply to different farming enterprises and different steps in the food supply chain.**

As a business operating in the farming or food supply industry, you can apply to join the Scheme for a single farming enterprise or food supply chain activity or whatever combination of enterprises or activities fits your business needs.

To become and remain a member, you must at all times conform to the standards and the membership rules (as they may both be amended by RTA from time to time).

To join the Scheme, you should contact any one of the Certification Bodies who are independent contractors, licensed by RTA to manage membership (although, for dairy farms, your first purchaser of milk will choose a Certification Body and arrange your application or transfers, as appropriate). You will find all the enterprises and activities that the Scheme covers and the Certification Bodies listed on the back page of this booklet. You can apply to join at any time throughout the year and your membership must be renewed annually. You will need to enter a contract directly with your chosen Certification Body and that contract will (in addition to these Rules) govern the terms on which your Certification Body will manage your initial application, assessment and certification against the standards and your annual renewal. The Certification Body will also be your routine point of contact.

Before applying, you are advised to carefully read the membership rules and the standards which set out what you have to do and how you will be assessed. If you operate more than one farming enterprise or food supply chain activity, you can select which of these you want to be assessed and certified<sup>1</sup>. If applying for more than one, your Certification Body may apply a discount and will co-ordinate the assessment together in a single visit where possible. Alternatively, you can choose more than one Certification Body for the different enterprises or activities and the assessments will be carried out separately.

You may change your Certification Body at any time and still maintain 'Red Tractor Assured' status as long as you have no outstanding non-conformances or obligations. If you are not satisfied with the way your application, assessment or certification decision has been conducted, you may lodge an appeal in writing with your Certification Body within such time period as your Certification Body may stipulate from time to time. All appeals will be investigated and dealt with in accordance with the Certification Body's appeal procedure or, if so directed, RTA's appeal procedure.

**Your attention is drawn in particular to the limitation of liability provisions set out in Rules 74 – 76.**

---

<sup>1</sup> With the exception of: (a) Dairy, where beef assurance is required for the cattle (see Rule 23); and (b) Beef and Lamb, where, if both cattle and sheep are farmed, both have to be assessed and certified.

# HOW THE RED TRACTOR ASSURANCE SCHEME WORKS

## 1. Application

Send application and fee to your chosen Certification Body detailing all the relevant holdings/premises. Receipt will be acknowledged in 14 days and the assessment will be arranged.

## 2. Initial Assessment

The assessor will talk to you about your business as you walk together around (or facilitate remote viewing via video-streaming of) the facilities, look at the livestock/crop as applicable and check your paperwork. They will need to talk to your staff too about what they do. Any areas which do not meet the Standards (which we refer to as “non-conformances”) will be highlighted to you throughout the assessment. They are not allowed to advise on, or suggest, how you need to correct things. You will be left or sent a report which will contain details of any non-conformances, an indication of the evidence you will be expected to provide (e.g. invoices, photos, photocopies, letter from vet) and the timescales for action.

## 3. Non-conformances

You must supply your Certification Body with evidence that you have corrected everything as explained in the non-conformance report. In some cases, a re-visit may be required and this may incur a charge. Your application will lapse if you do not correct everything satisfactorily and in good time.

## 4. Issue Certificate of Conformity

Once satisfactory evidence has been provided, you will be entered as ‘Assured’ on the Scheme Member Checker database and you can then sell your product(s) as ‘Assured’. You may receive an actual certificate in electronic format or printed but the status on the Scheme Member Checker database is definit

## 5. Renewal

You will be invited to renew your membership annually, 12 months after the initial assessment and every 12 months thereafter. You will receive a renewal notice and a maximum of two reminder letters.

## 6. Routine Assessments and Spot Checks

An assessor will make regular visits (or carry out remote assessments) similar to your initial assessment to check you are continuing to conform to the Standards at all times. These assessments will normally be once per membership year with the exception of the RTA dairy and beef and lamb farm schemes which will be once every 18 months. You may also be subject to spot check visits, some of which may be unannounced as part of our risk based approach to inspections. If you do not conform to any Standards you must provide evidence, normally within 28 days, that you have rectified them as outlined at Steps 2 and 3 above. If you have a major non-conformance or excessive non-conformances against the Standards, your certification may be suspended until you have shown you have put this right. (Assessment arrangements for meat and poultry processing, livestock transport, livestock markets and livestock collection centres are outlined in the online standards manual.)

**Suspension:** Your membership and certification can also be suspended if you have not put non-conformances right within the time stipulated or if an unannounced spot check as a result of our risk based approach to inspections shows no improvement and the member is still categorised as high risk. Suspension is only lifted once you have proved that you have corrected the non-conformances. In some cases, a re-visit may be required. **You must not sell products as ‘Red Tractor Assured’ whilst your certification is suspended.**

**Withdrawal:** If within 3 months of the suspension date you have not demonstrated that you have corrected the non-conformances, the Certification Body will withdraw certification and your membership will automatically terminate. The Certification Body will also withdraw certification and your membership will automatically terminate if you are still categorised as high risk following two consecutive unannounced spot checks as a result of our risk based approach to inspections. You can only regain certification by following the procedure for a new applicant and as long as no other sanctions or non-conformances remain. Your right to sell products as ‘Red Tractor Assured’ will cease immediately if your certification is withdrawn or if your membership is terminated for any other reason or expires and is not renewed within one month of expiry in accordance with the membership rules.

## RED TRACTOR ASSURANCE MEMBERSHIP RULES (1st August 2020)

Your attention is drawn in particular to the limitation of liability provisions set out in Rules 74 to 76.

We are Assured Food Standards, trading as Red Tractor Assurance ('RTA'), a not for profit company, owned and funded by organisations and trade bodies from across the British farming and food industry.

1. These rules together with the accompanying explanation of how the Scheme works and any additional sector specific rules issued from time to time by RTA as contemplated in Rule 5 (as amended from time to time, 'these Rules') govern the terms and conditions for membership of the Red Tractor Assurance Scheme ('the Scheme').
2. In these Rules:
  - a. 'Applicant Business' means applicants for membership of the Scheme;
  - b. 'Assessment' means the assessment of your conformance to the Standards by your Certification Body's appointed assessor, whether carried out on application, renewal, on a revisit to assess previously identified non-conformances or by way of spot checks, whether announced or unannounced and whether by way of personal visit, remote assessment via video-streaming and/or the review of documentation uploaded by you to the Red Tractor Portal;
  - c. 'Associate', in respect of a Member, means any shareholder, officer, agent, employee, contractor or relative of that Member and any relative of any such person;
  - d. 'Certification Body' means a certification body (acting as an independent contractor) which is licensed by RTA to carry out certification and assess conformance to the Standards, all such bodies being set out from time to time in RTA's website at <https://assurance.redtractor.org.uk/standards/contact-certification-bodies>;
  - e. 'Enterprise' means a farming enterprise or activity which is covered by any of the particular Standards;
  - f. 'Member' means a member of the Scheme;
  - g. 'Member Logos' means the Member logos set out from time to time in the RTA Website at <https://assurance.redtractor.org.uk/contentfiles/files/SchemeLogoRules.pdf>;
  - h. 'Membership' means membership of the Scheme;
  - i. 'Red Tractor Assurance Claim' means a claim to source and supply food or drink products which are eligible to carry any version of the Red Tractor logo;
  - j. 'Red Tractor Portal' means the online portal onto which you may upload documentation in advance of an Assessment and which can be accessed at <https://portal.redtractor.org.uk/#/home>;
  - k. 'relative' in relation to a person includes the mother, father, stepfather, stepmother, sister, brother, wife, husband, civil partner, daughter, son, grandparent, grandchild, parent-in-law, son-in-law, daughter-in-law, sister-in-law, brother-in-law, step parent, step child, step sister, step brother, foster child, legal guardian, domestic partner or fiancé/fiancée of that person or of that person's spouse, former spouse, civil partner or former civil partner;
  - l. 'RTA Website' means the website of RTA at <https://assurance.redtractor.org.uk> (or any replacement website RTA may establish and operate from time to time);
  - m. 'Scheme Member Checker' means the database of Members maintained by RTA at <https://checkers.redtractor.org.uk/rtassurance/services.eb>;
  - n. 'Standards' means the Red Tractor Assurance Scheme farm standards for each farming sector (currently, beef & lamb, dairy, pigs, poultry, crops and fresh produce) and supply chain standards (currently, livestock transport, meat and poultry processing, livestock markets and collection centres, safe haven and cold crush) as set out in the RTA Website at <https://assurance.redtractor.org.uk/standards> and as set out at the end of this document, as updated from time to time; and
  - o. 'you' means such Applicant Business or Member as the context permits.
3. You can only gain certification and obtain 'Red Tractor Assured' status for an Enterprise to which your application relates if you conform to the Standards applicable to that Enterprise and you must continue to meet these Rules and those Standards at all times. Failure to comply with these Rules or the Standards may result in your certification (whether for a particular Enterprise or for all Enterprises carried out by you) being suspended or withdrawn and your Membership being terminated.
4. RTA may update these Rules and the Standards at any time. You will be given notice of the specific changes made to the Standards and when they will come into effect. When changes are made to the Rules, we will give you notice of that fact and confirm in such notice when the amended Rules will come into effect and how you can view and download or otherwise obtain the amended Rules. You must ensure full compliance with all such changes to the Standards and the Rules to retain 'Red Tractor Assured' status.
5. From time to time RTA may publish (including via the RTA Website) additional sector specific rules and guidance which will be supplementary to and deemed to be part of these Rules (for example, rules and guidance in respect of contract farming in the combinable crops sector and the Safe Haven New Entrants and Suspended Member Protocols).

6. These Rules are in addition to any statutory requirements. Nothing in these Rules shall be deemed to provide exemption from current legislation and you must comply with all legislation relevant to the scope of the Scheme at all times.
7. Where the words 'include(s)', 'including' or 'in particular' are used in these Rules, they are deemed to have the words 'without limitation' following them.

### Claiming Products or Services are 'Red Tractor Assured'

8. Subject always to the provisions of Rules 68 to 73 (and in particular the restrictions in Rule 70 on using the relevant Member Logo(s) or any other version of the Red Tractor logo on, or applying any such logo or a Red Tractor Assurance Claim to, food packs (including packaging such as meat, fruit or vegetable boxes, milk cartons or bottles) or using any such logo or making such a claim at the point of sale of food products (including online sales) unless you have a processors and packers licence issued by RTA (see <https://trade.redtractor.org.uk/>), you must not claim that products you sell and/or services you provide are, or describe them as, 'Red Tractor Assured', 'RT Assured', 'RTA Assured', 'RTA', 'RT' or 'Assured' or 'Certified' for the purposes of the Scheme unless and until you have been through the application and Assessment process referred to in the above explanation of how the Scheme works and a certificate of conformity to the relevant Standards has been issued for the Enterprise to which those products or services relate. Thereafter, subject always to Rules 68 to 73, you must not claim that products you sell and/or services you provide are, or describe them as, 'Red Tractor Assured', 'RT Assured', 'RTA Assured', 'RTA', 'RT' or 'Assured' or 'Certified' for the purposes of the Scheme:
  - a. if and to the extent that such products or services relate to a business, Enterprise, activity, location, holding, site, store or vehicle which is not included in the scope of your certification;
  - b. if your certification has been (and for so long as it remains) suspended or has been withdrawn for any reason;
  - c. if you do not renew your Membership on time in accordance with these Rules;
  - d. if your Membership terminates for any reason; or
  - e. if you have voluntarily left the Scheme.

### Application

9. Any sole trader, partnership, limited or unlimited company or limited liability partnership (or other form of trading entity approved by RTA), farming or carrying out an Enterprise, can apply to be a Member. Similar schemes operate in the devolved regions of the UK covering some Enterprises and where this applies you should join the local scheme.
10. You can apply to join the Scheme for a single Enterprise or whatever combination of Enterprises fits your business needs. The exceptions to this are: beef and lamb, where, if both cattle and sheep are farmed, both have to be assessed and certified; and dairy, where beef assurance is required for the cattle (see Rule 23).
11. You can only apply for Membership through a Certification Body, which is an independent contractor licensed by RTA to certify conformance to the Standards.
12. Each sole trader, partnership, limited or unlimited company or limited liability partnership (or other form of business approved by RTA) farming or carrying out an Enterprise must be registered as a Member in its own right in order to exercise the rights afforded by Membership and each Member must have at all times a named nominated person ('Nominated Person') who has functional responsibility for the management decisions and operating systems being assessed.
13. The Nominated Person of the Applicant Business must sign the membership application form provided by your chosen Certification Body ('your Certification Body') and subsequent renewal application forms (and RTA and your Certification Body shall be entitled to assume that the Nominated Person is authorised to sign such forms on your behalf). In submitting an application or renewal fee and/or such forms, you are agreeing with RTA and your Certification Body to be bound by these Rules and the Certification Body's terms of engagement.
14. Any false or misleading statement made on the Membership or renewal application forms, during Assessments, or in any other communication, may lead to suspension or withdrawal of your certification and even exclusion from future Membership. You must provide, upon request by RTA or your Certification Body, any information relevant to conformance with the Standards or these Rules.
15. Any act or omission to act (whether by you, your officers, employees or agents or a third party and whether or not in relation to your premises, site or holding) which impacts on your conformance to the Standards, these Rules or any relevant legislation, will be deemed to be your responsibility for the purpose of assessing your compliance with the Standards and these Rules. Any rights and remedies available to and sanctions imposed by RTA or your Certification Body in respect of any non-conformance to the Standards ('non-conformance') or breach of these Rules may, at the discretion of RTA or your Certification Body, be deemed to apply also to any other person who operates or proposes to operate from the same premises, site or holding as you and who is or wishes to become a Member.



## Holdings, Sites, Stores and Vehicles

16. You must disclose in your Membership or renewal application form all holdings, sites, stores and vehicles which you want to be included in the scope of your certification (having regard to Rules 17, 18 and 19 below).
17. Subject always to Rules 12, 18 and 19, where a Membership or renewal application form lists more than one holding, site, store, or vehicle, they must all be managed on a day to day basis by the same person. A separate application must be made in respect of any holding, site, store or vehicle of a Member which is managed on a day to day basis by a different person. If there is any uncertainty over whom any holding, site, store, or vehicle is managed by, RTA or your Certification Body may require you to provide such documentary evidence as it sees fit and its decision shall be final, subject always to Rule 83 to 85 (Complaints and Appeal Procedure).
18. Unless RTA or your Certification Body otherwise permits in writing in its absolute discretion, separate Membership or renewal applications will be required in accordance with the following principles or as RTA or your Certification Body may direct:

Enterprise / Activity	Separate Membership for each:
Farms / Safe Haven / Cold Crush	<ul style="list-style-type: none"> <li>Enterprise</li> <li>Holding / site within each such Enterprise: subject to the provisions of Rule 19 below.</li> </ul>
Livestock Transport	Commercial Livestock Vehicle / Trailer
Livestock Market	Site with separate Animal Gatherings Order Approval Number
Collection Centre	Site with separate Animal Gatherings Order Approval Number
Meat and Poultry Processing	Site with separate FSA Approval Number

19. Additional farm holdings may be allowed within an application for a main site or holding provided the additional holdings fall within the relevant description set out below and subject always to such holdings being managed on a day to day basis by the same person.

Dairy	Poultry	Pigs	Beef/Lamb	Crops	Fresh Produce
Each milking premises requires a separate registration	A self-contained live poultry facility functioning with defined poultry stock management, operational control and bio-security standards	Main holding + max 3 small nursery or finishing units	Main site + additional sites where livestock are kept.	Main holding + any additional sites where fertilisers and pesticides are kept or harvested products stored or processed.	
		Additional sites must be sufficiently close to the main site or holding as agreed by the Certification Body.			

## Dairy Members

20. Dairy farm assurance is normally arranged by the dairy purchaser (i.e. the first purchaser of milk from the farm and with whom the milk producer enters a milk supply contract). Separate membership rules (the 'Dairy Purchaser Membership Rules') apply to dairy purchasers. Dairy purchasers who wish to become a dairy purchaser member of the Red Tractor Dairy Farm Assurance Scheme must complete the application form available upon request by emailing "memberhelp@redtractor.org.uk" and are required to ensure that all milk producers supplying milk to them have a valid certificate evidencing conformance to the Red Tractor Dairy Farm Assurance Standards.
21. By agreeing to supply milk to a dairy purchaser member of the Red Tractor Dairy Farm Assurance Scheme, a milk producer shall be deemed to have agreed to be bound by these Rules and upon the issue of a valid certificate evidencing conformance to the Red Tractor Dairy Farm Assurance Standards, the milk producer shall become a milk producer member of the Red Tractor Dairy Farm Assurance Scheme. If the dairy purchaser membership of the dairy purchaser to whom a milk producer member supplies milk is suspended or terminated, the milk producer membership of the milk producer itself will also be suspended or terminated (as the case may be). If a dairy purchaser member has given notice to terminate its membership of the Red Tractor Dairy Farm Assurance Scheme in accordance with the Dairy Purchaser Membership Rules, each milk producer member supplying milk to that dairy purchaser member must (until such termination) continue to comply with these Rules and permit dairy Assessments to continue to be carried out.
22. Individual dairy farms which are both a milk producer and a milk processor may, on an exceptional basis and at RTA's absolute discretion, be accepted into membership of the Red Tractor Dairy Farm Assurance Scheme as both a milk producer member and a dairy purchaser member. Any such member (referred to as an "Independent Member") must comply with both these Rules and the Dairy Purchaser Membership Rules. If an Independent

Member's dairy purchaser membership is suspended or terminated in accordance with the Dairy Purchaser Membership Rules, the Independent Member's milk producer membership shall automatically be suspended or terminated (as appropriate). Similarly, if an Independent Member's milk producer membership is suspended or terminated in accordance with these Rules, the Independent Member's dairy purchaser membership shall automatically be suspended or terminated (as appropriate).

23. Cattle on dairy farms must also be beef assured (i.e. certification to the RTA beef Standards or to the beef assurance scheme in any relevant devolved region of the UK – see Rule 9). If you do not want your beef assurance to be assessed by the Certification Body which assesses your certification to the Red Tractor Dairy Farm Assurance Standards, you must, at the time of your dairy Assessment, demonstrate to the dairy assessor that your beef assurance is in place and commit to it being maintained.

## Initial Assessment and Certification

24. A full initial Assessment must be completed and you must conform to all the Standards (not including 'recommendations') before your certification can be progressed and your Membership confirmed.
25. To enable a full Assessment to take place you must grant the assessor access to (or take all steps necessary to facilitate the carrying out of a remote visual Assessment, such as via video-streaming and/or by uploading records and documents to the Red Tractor Portal, of):
- all parts of the holding, site, store or vehicle, key members of staff and records/documents to which he/she reasonably requests access;
  - all livestock and, where relevant, allow the assessor to carry out welfare outcome scoring.
26. Without prejudice to Rule 53.d, an assessor may refuse to carry out or finish an Assessment:
- if he/she believes the presence of a third party may, intentionally or otherwise, influence its outcome in an inappropriate manner;
  - if he/she feels threatened or that he/she has been subjected to abusive behaviour at any time during the visit; or
  - if the site is empty or non-operational.
27. If any of the Standards has not been met, then a non-conformance will be raised. Certification will be dependent upon you carrying out improvements to the satisfaction of the Certification Body and within the specified time period(s).
28. Certificates and, where applicable, stickers confirming certification status, only relate to the assessed holding(s) or site(s) and are not transferable to any other holding or site or to any other business or person. All such certificates and stickers remain the property of your Certification Body. Whilst certificates and stickers may be useful in confirming 'Red Tractor Assured' status, the only definitive proof of certification and 'Red Tractor Assured' status is the Scheme Member Checker database managed and operated by or on behalf of RTA.

## Membership Renewal

29. Your Membership must be renewed annually. Failure to renew within one month after an annual renewal date will result in your Membership being terminated. If you subsequently apply again to be a Member, you will be treated as a new applicant and a full initial Assessment will be required. In such a case, your Membership and certification will not be backdated.

## Material Changes

30. You must keep your Certification Body informed of any material changes to your operation (when compared to the operation as at the date of your most recent Assessment) which might affect your certification. Examples of such 'material changes' include:
- additional holdings or sites (e.g. crop storage facilities, livestock grazing);
  - a change in the person who manages on a day to day basis any Enterprise, holding, site store or vehicle within your certification;
  - additional commercial livestock vehicles;
  - the site becoming empty of livestock at any time;
  - the site becoming restocked; and/or
  - changes to the activity being carried out on the holding or site (e.g. a farm or haulier also operating as a collection centre, or a meat processor beginning to process new species such as pork or poultry).
31. If you are the subject of an event described in Rule 53.g, or if any action is taken which is likely to lead to such an event, you must inform your Certification Body immediately giving details of any person appointed (or proposed to be appointed) as receiver, liquidator, administrative receiver, administrator or other such officer pursuant to any such arrangement or related order.
32. If, where you are a company or limited liability partnership, one of your members or any other person (including any group company) with whom you are connected, is the subject of an event described in Rule 53g or if any action is taken which is likely to lead to such an event, in circumstances which could result in you being unable properly to perform your obligations as a Member under these Rules, you must inform your Certification Body immediately, giving details of any person appointed (or proposed to be appointed) as receiver, liquidator, administrative receiver, administrator or other such officer pursuant to any such arrangement or order.



33. When certified against the Red Tractor Fresh Produce Standard only, you may ask your Certification Body for a voluntary suspension of one, some or all of the crop types covered by the certification.

#### Changing Certification Body

34. You can change your Certification Body at any time, in accordance with Rules 35 to 38.
35. You must declare on your application to the proposed new Certification Body whether you have previously applied to become, or have been, or are currently, a Member. If that is the case, you must confirm the Certification Body to whom you applied, your previous Membership number and details of all sites previously assessed (as well as the CPH number and PRIMO/ Herd mark, where applicable).
36. Your proposed new Certification Body will request and be given access to your historical data and records from your existing Certification Body before confirming continued certification.
37. The proposed new Certification Body may reject your application to transfer if you have outstanding non-conformances still to be rectified or if any other previously imposed certification or Membership condition prevents the application from being accepted. In such a case, before any transfer takes place, you must clear non-conformances to the satisfaction of your existing Certification Body. Unless otherwise agreed in writing by RTA, any previously imposed conditions (e.g. more frequent or unannounced inspections) shall continue to apply to and may be enforced by the new Certification Body.
38. If your application to transfer is accepted by the new Certification Body, it will take effect immediately upon such acceptance being confirmed and you do not need to inform your former Certification Body of the transfer.

#### Routine Assessments and Spot Checks

39. You must allow your Certification Body's appointed assessors to carry out routine Assessments, revisits and spot checks, whether in person or remotely (whether via video streaming and/or review of documents and records uploaded to the Red Tractor Portal or otherwise) and where Assessments are requested to be carried out remotely you must take all reasonable steps necessary to enable remote Assessment to take place.
40. Each of RTA, your Certification Body and any third party duly authorised to act on behalf of either or both of them, has the right to carry out an Assessment or spot check at short notice or unannounced.
41. The assessor may be accompanied by an observer.
42. If any of the Standards are not met, a non-conformance will be raised. Continued certification will be dependent upon you carrying out improvements to the satisfaction of the Certification Body and within the time period(s) specified.

#### Special Conditions of Certification

43. RTA and your Certification Body shall each be entitled, at any time and each in its absolute discretion, to specify 'Special Conditions of Certification' for your Membership and/or continued certification. This may include:
- additional announced or, if so specified, unannounced Assessments or spot checks by the Certification Body over and above the normal routine Assessments, all such additional Assessments and spot checks being at your cost; and
  - obtaining evidence from a third party expert (nominated by RTA or the Certification Body and appointed at your cost) that the Standards are being met.

#### Fees

44. You must, on initial application and annually thereafter, pay to your Certification Body an annual Membership fee for each Enterprise being assessed. The annual Membership fee is made up of an amount equal to the annual participant fee(s) which RTA charges the Certification Body for each Enterprise assessed by it (and which your Certification Body charges on to you) and an amount to cover your Certification Body's own charges. Details of the annual participant fees and any other fees charged by RTA to Certification Bodies can be downloaded at: <https://assurance.redtractor.org.uk/who-we-are/how-we-are-funded>. Your Certification Body may change the annual Membership fee from time to time and will review the fee annually. Your Certification Body (or RTA) will notify you of any changes in the annual Membership fee.
45. You must pay any additional charges your Certification Body may impose for:
- visits to additional holdings/sites not close to the main holding or site;
  - visits to additional holdings/sites/vehicles notified to the Certification Body after any previous Assessment;
  - the assessor having to return, whether to complete an Assessment report where, through no fault of the assessor, it could not initially be completed in full, or to check that non-conformances have been rectified; and
  - any additional Assessments or spot checks required under any Special Conditions of Certification specified by RTA or your Certification Body, as contemplated in Rule 43.
46. For milk producer members, some fees may be met by your milk purchaser. You should contact your milk purchaser for further details.
47. You are responsible for any external third party fees required to meet the requirements of the Standards (for example, Quarterly Veterinary Reports

on farms certified to the RTA Pig Standards) and any Special Conditions of Certification specified under Rule 43.

48. You are responsible for any costs you incur in meeting the Standards and rectifying non-conformances.
49. If you fail to pay any fees required to be paid by you under these Rules, RTA or your Certification Body shall each be entitled to reject your Membership or renewal application or to suspend or withdraw certification for any relevant Enterprise(s).

#### Suspending Certification

50. Your Certification Body has the right to suspend your certification if:
- you unreasonably delay or refuse a routine Assessment, revisit or spot check;
  - circumstances on a relevant holding or site prevent the assessor from completing an Assessment in full;
  - major non-conformances (meaning for the purpose of these Rules a non-conformance to the Standards or breach of these Rules which is treated as a 'major' non-conformance by assessors at the time of the relevant Assessment);
  - an excessive number of non-conformances are found during an Assessment;
  - the same non-conformance is found on successive Assessment visits;
  - you fail to rectify any non-conformance within a specified timescale;
  - you fail to comply with these Rules or the Standards;
  - evidence which your Certification Body or RTA reasonably believes to be reliable is received from a third party, indicating that you are not conforming to the Standards to a material extent; or
  - being a milk producer member of the Red Tractor Dairy Farm Assurance Scheme, the dairy purchaser membership of that scheme of the dairy purchaser to whom you supply milk is suspended.

If your certification has been suspended and you do not take the necessary action to rectify any notified non-conformance(s) within 3 months of such suspension, your certification may be withdrawn with immediate effect by written notice served by your Certification Body, whereupon your Membership will be automatically terminated.

#### Termination of Membership and Withdrawing Certification

51. Each of RTA and your Certification Body may refuse applications or impose particular conditions for re-entry into the Scheme where an application relates to an Enterprise, business, holding, site, store and/or vehicle in respect of which certification has previously been withdrawn in accordance with these Rules (and even if all relevant non-conformances have been rectified).
52. RTA and the Certification Bodies will not accept a Membership or renewal application (including from a new applicant) if the application relates to an Enterprise, business, holding, site, store or vehicle in respect of which Membership or certification conditions or other restrictions or sanctions have been imposed under these Rules and remain outstanding or in place (as the case may be), unless it can be demonstrated to the satisfaction of RTA and the Certification Body that the Applicant Business is not connected to the Member subject to those conditions, restrictions or sanctions (other than being connected purely in terms of operating from the same holding, site, store or vehicle) and there are no other reasons for refusing such an application.
53. Each of your Certification Body and RTA may, in its absolute discretion, refuse an application for Membership, and/or your Certification Body may withdraw certification (whether for a particular Enterprise or for all Enterprises carried out by you) and/or RTA may, by written notice, immediately terminate your Membership:
- if you fail to comply with these Rules or the Standards;
  - if the Certification Body or RTA considers that it is necessary to do so to prevent RTA or the Scheme from being brought into disrepute;
  - if any act or omission by you or any of your Associates (i) has brought or may, in the reasonable opinion of the Certification Body or RTA, bring RTA or the Scheme into disrepute or (ii) has damaged or may, in the reasonable opinion of the Certification Body or RTA, damage the integrity of the Standards;
  - if, notwithstanding the rights under Rule 26.b, an assessor, employee or officer of the Certification Body or RTA feels threatened or that he has been subjected to abusive behaviour by you or any of your Associates;
  - if, without prejudice to Rules 53.a, b, c and d, a material breach by you of these Rules (including a major non-conformance to the Standards) which is not capable of being remedied has occurred or a material breach by you of these Rules (including a major non-conformance to the Standards) which is capable of remedy has not been remedied within 30 days (or such other period as RTA or your Certification Body notify you in the case of a major non-conformance of the Standards) after service of a written notice requiring it to be remedied;
  - if you are still categorised as high risk following two consecutive unannounced spot checks as a result of our risk based approach to inspections;
  - upon your voluntary or compulsory bankruptcy or liquidation, the



appointment of a receiver, liquidator, administrative receiver, administrator or other such officer over any of your assets, or your entry into any composition or arrangement with your creditors;

- h. if you are subject to a change of control ("control" being defined as in the Income and Corporation Taxes Act 1988) which, in the reasonable opinion of RTA or the Certification Body, is likely to have a detrimental effect on the integrity, goodwill or reputation of RTA, the Certification Body, the Standards or the Member Logos;
- i. in the event of an act of gross negligence or fraud on your part or the part of any of your Associates;
- j. if, after your certification has been suspended under Rule 50, you do not take the necessary action to rectify notified non-conformances within 3 months of such suspension;
- k. if you fail to pay any amount owing to RTA or your Certification Body under these Rules;
- l. if you, any of your Associates, any person involved in the day to day management of an Enterprise, holding, site, store or vehicle within your certification or any other person involved with livestock in relation to any such Enterprise, holding, site, store or vehicle, is banned from keeping livestock;
- m. if, being a milk producer member of the Red Tractor Dairy Farm Assurance Scheme, the dairy purchaser membership of that scheme of the dairy purchaser to whom you supply milk is terminated; or
- n. if RTA ceases to operate the Scheme.

For the avoidance of doubt, if your certification is withdrawn in respect of all relevant Enterprises, you shall automatically cease to be a Member.

#### Termination of Membership by Member

54. You may give notice in writing to terminate your Membership in the event of the voluntary or compulsory winding-up or liquidation of RTA, the appointment of a receiver, liquidator, administrative receiver, administrator or other such officer over any of the assets of RTA, or RTA entering into any composition or arrangement with its creditors.
55. You may at any time give notice in writing immediately to terminate your Membership. For the avoidance of doubt, this Rule 55 does not apply to milk producer members of the Red Tractor Dairy Farm Assurance Scheme.

#### Indemnity and Inadequacy of Damages

56. You undertake to indemnify RTA and your Certification Body against all liabilities, costs, expenses, damages or losses (including any direct or indirect loss of profit, loss of business, loss of goodwill, loss of reputation or consequential loss, and all interest, penalties and legal and other professional costs and expenses) suffered or incurred by RTA or your Certification Body arising out of or in connection with any event or circumstance referred to in Rules 53.a to 53.m (inclusive) or any other breach by you of these Rules.
57. Without prejudice to any other rights or remedies that RTA or the Certification Body may have, you acknowledge and agree that damages alone may not be an adequate remedy for any breach by you of these Rules. Accordingly, RTA and the Certification Body shall be entitled, without proof of special damages, to the remedies of injunction, specific performance or other equitable relief for any threatened or actual breach of these Rules.

#### Prosecutions, Regulatory Sanctions and Third Party Evidence

58. You must notify your Certification Body of any prosecution that has at any time been brought or is or is likely to be brought against you or any of your Associates, or in relation to any Enterprise, business, site, holding, store or vehicle owned or occupied by you or any of your Associates or referred to in a Membership or renewal application, which relates to any issues covered in the Standards, including food safety, product traceability, animal health, animal welfare, animal identification and movements, veterinary medicine records, trade description, animal transport, environmental legislation or relevant consumer protection legislation.
59. For the purpose of Rule 58, 'prosecution' shall include, in respect of farms, any penalty relating to Cross-Compliance requirements that directly relates to issues covered in the Standards.
60. You will be asked to sign a declaration relating to prosecutions and penalties in the initial Membership application form, renewal forms and other Scheme documents. Any information relating to such matters received by RTA or your Certification Body will be investigated and appropriate action taken.

#### Confidentiality and Data Protection

61. Your details will be treated in confidence save as set out below, and your personal data will be treated in accordance with the terms of our Privacy Policy. RTA and your Certification Body may however provide to any third parties who have a legitimate interest in knowing the same (including your customers and suppliers), details of your certification status (being full, suspended, withdrawn or a non-member), the date of your last Assessment, your certification expiry date and your certification renewal date. This information may be made available through the on-line Scheme Member Checker and lists of certified, suspended and/or withdrawn Members may be published by RTA from time to time.
62. If a matter arises which is or could constitute or lead to an infringement of any laws or regulations relating to the scope of Red Tractor either (a) by you or any of your Associates or (b) which is connected directly or indirectly

to you, your Membership or any Enterprise, you agree that any relevant regulatory or administrative body or agency, including the Food Standards Agency, the National Food Crime Unit, the Animal and Plant Health Agency, Local Authorities, the Rural Payments Agency, the Environment Agency, Natural England, any equivalent bodies in devolved regions of the UK and any of their respective successor bodies or agencies and any third party acting in good faith on their behalf or in their interests, shall be entitled to provide to RTA and/or your Certification Body any reports or documentation produced by such body, agency or third party in respect of the relevant matter (whether or not requested by RTA or your Certification Body) and that each of RTA and your Certification Body may request such reports and documentation from such bodies, agencies and third parties. Each such body, agency and third party shall be entitled to rely on your consent under this Rule 62 to the disclosure of such reports and documentation to RTA and/or your Certification Body.

63. Without limiting Rules 61 and 62, each of RTA and your Certification Body may transfer data and information about your certification and Membership to their respective successors, any transferee(s) of their respective businesses and any new operator(s) of all or part of the Scheme, provided such transferee(s) shall have the same rights and obligations with regard to such data and information as the relevant transferor(s).
64. RTA shall be entitled to produce and publish statistical reports drawing upon aggregated Scheme data, provided that individual performance data cannot be traced back to you.
65. Membership data may be retained on RTA's databases (subject always to the provisions of Rules 61 to 64) for ten years after you have ceased to be a Member (or such longer period as RTA reasonably considers necessary to enable it effectively to monitor trends in membership and performance).
66. RTA is entitled to receive copies of Assessment reports from your Certification Body.
67. In exceptional circumstances, where an assessor comes across evidence of an immediate and significant risk of unacceptable animal welfare practices, food contamination or environmental pollution, RTA and your Certification Body may each immediately notify any competent authorities, notwithstanding any other provision of these Rules or any other agreement you may have with either RTA or your Certification Body.

#### Member Logos

68. Using the Member Logos: For so long as you are a Member, you are entitled to indicate that you hold a certificate of conformity to the relevant Standards and, for that purpose only, you may refer to your operations (but only insofar as they are covered by your certificate of conformity) as 'Red Tractor Assured' and (subject always to Rules 69 to 73) use the appropriate Member Logo(s) on stationery and publicity materials (including on your website) provided that you follow all directions on the use of the Member Logos given from time to time by RTA or set out on the RTA Website at <https://assurance.redtractor.org.uk/standards/member-rules>. You agree to observe all such directions.
69. Farm Shops, Farmers Markets and food/drink product sales via all other channels, such as meat/vegetable/fruit box schemes, including online sales and use of Red Tractor supplied marketing materials: Subject always to Rule 70, if you sell your own Red Tractor Assured meat, fruit or vegetable food or drink products to the public, whether through your own farm shop, or at farmers markets or other events, or via any other channels, including online sales of meat/vegetable/fruit boxes via your website/apps, you are, for so long as you are a Member, allowed to use the appropriate Member Logo(s) in your shop, or on your market/fair stall, or within the content of your websites/apps for online sales which describes your Red Tractor Assured farm operations only and provided always that:
  - a. the relevant Member Logo(s) are only used in your own farm shop or on such stall in relation to Red Tractor Assured meat, fruit and vegetable food or drink products of your own farm and no other products (and the Member Logo(s) must be positioned carefully so that the public is not misled into thinking that those other products are Red Tractor Assured);
  - b. Member Logo(s) used in your website/apps are only used to describe your Red Tractor Assured farm operations and are not used to describe any products or displayed next to or in connection any product or price lists;
  - c. you follow all directions on the use of the Member Logos which may from time to time be given by RTA or set out on the RTA Website at <https://assurance.redtractor.org.uk/contentfiles/files/SchemeLogoRules.pdf>;
  - d. if you are a milk producer member and sell raw milk to the public, you may not use the Member Logo denoting your membership of the Red Tractor Dairy Farm Assurance Scheme (or use any other version of the Red Tractor logo or make any Red Tractor Assurance Claim) in any way whatsoever (including in relation to any marketing materials, whether your own or those supplied by RTA); and
  - e. if you are milk producer member and do not sell raw milk to the public, provided you comply with Rule 68, you may use the Member Logo denoting your membership of the Red Tractor Dairy Farm Assurance Scheme on your stationery and publicity materials (including on your website).



In addition, for so long as you are a Member (other than a milk producer who sells raw milk to the public) you may use marketing materials supplied by RTA to help promote the Scheme provided that you not do so in a way which might mislead the public in relation to the scope of your Red Tractor Assured products or activities or in a way which ties such materials to actual products.

70. Restriction on using the Member Logos or Red Tractor logo on food products, including on product packaging (including any meat/vegetable/fruit boxes or milk cartons or bottles): You may not use or print any Member Logos or any other version of the Red Tractor logo on, or apply any such logo or a Red Tractor Assurance Claim to, food packs (including any packaging such as meat/vegetable/fruit boxes, milk cartons or bottles) or use any such logo or make a Red Tractor Assurance Claim in connection with the sale of food or drink products (including online sales) unless you have a processors and packers licence issued by RTA. To apply for a processors and packers licence, go to <https://trade.redtractor.org.uk/apply-for-a-red-tractor-license/>.
71. The rights to use Member Logos under Rules 68 and 69 are limited to using the entire designation and in an identical form or forms to that or those directed by RTA from time to time. These rights are personal to you as a Member and may not be assigned, transferred or sub-licensed to any other person.
72. As a Member, you shall not use (or authorise or license others to use) the Member Logos and/or the Red Tractor logo or name in any way other than as expressly permitted in these Rules (or in a processors and packers licence granted to you) and you shall not use or authorise or license any other person to use any name, mark, sign or device which is or could reasonably be regarded as similar to the Member Logos and/or the Red Tractor logo or name; nor shall you file or cause to be filed any application for any trade mark or certification mark which is or could reasonably be regarded as similar to the Member Logos and/or the Red Tractor logo; nor shall you register or attempt to register any company in a name which is or could reasonably be regarded as similar to any of the names 'Red Tractor', 'Red Tractor Assurance', 'Red Tractor Assured', 'RTA', 'Assured Food Standards' or 'AFS'. You will not oppose or cause any oppositions to be filed to any trade mark or certification mark applications filed by or on behalf of RTA, nor object to or take any adverse action in respect of any of RTA's trade mark or certification mark registrations; nor will you register or attempt to register the Member Logos and/or the Red Tractor Logo or name, or any name, mark, sign, or device which is or could reasonably be regarded as similar to the Member Logos and/or the Red Tractor logo or name, anywhere in the world or otherwise cause any question to be raised concerning RTA's ownership of the Member Logos or the Red Tractor logo or name, or the validity or enforceability of such rights; nor will you do or say anything that could damage the goodwill and/or reputation of RTA, the Scheme Logos or the Red Tractor logo.
73. Your right to use any Member Logo and/or the Red Tractor name in accordance with these Rules:
  - a. may be terminated by RTA on one month's written notice;
  - b. may be terminated by RTA immediately on written notice if you fail to observe the provisions of these Rules or the directions of RTA with regards to the use of such logos;
  - c. will automatically terminate in so far as use of such logos on products is concerned if and for so long as your certification has been suspended; and
  - d. will automatically terminate if your certification has been withdrawn or your Membership is terminated for any reason or has expired (and is not renewed in accordance with Rule 29).

#### Limitation of Liability

74. Nothing in these Rules shall limit or exclude the liability of RTA or any Certification Body or any of their respective officers, employees, agents or subcontractors for (a) death or personal injury caused by the negligence of any such person; or (b) fraud or fraudulent misrepresentation.
75. Subject to Rule 74:
  - a. neither RTA nor any Certification Body, nor any of their respective officers, employees, agents or subcontractors, shall under any circumstances be liable, whether in contract, tort (including negligence), breach of statutory duty or otherwise, for any loss of profit, loss caused by business interruption, or any indirect or consequential loss suffered or incurred by a Member and arising under or in connection with the Scheme (including in relation to the administration of the Scheme, the carrying out of Assessments, any rejection of a Membership or renewal application, any suspension or withdrawal of certification or any termination of Membership);
  - b. neither RTA nor any Certification Body, nor any of their respective officers, employees, agents or subcontractors, shall under any circumstances be liable, whether in contract, tort (including negligence), breach of statutory duty, or otherwise, for any losses, liabilities, damages, charges, costs or expenses of whatever nature, suffered or incurred by a milk producer member as a result of or in connection with the purchaser of that milk producer member's milk having its dairy purchaser membership of the Red Tractor Dairy Farm

Assurance Scheme suspended or terminated in accordance with the Dairy Purchaser Membership Rules;

- c. the total liability to any Member of RTA and its officers, employees and agents in respect of all losses, liabilities, damages, charges, costs or expenses of whatever nature, suffered or incurred by that Member and arising under or in connection with the Scheme (including in respect of the administration of the Scheme, the carrying out of Assessments, any rejection of a Membership or renewal application, any suspension or withdrawal of certification or any termination of Membership), and whether in contract, tort (including negligence), breach of statutory duty or otherwise, shall not exceed £300,000 in aggregate in respect of all and any such claims arising in any period of 12 months ending on 31 March (provided that for this purpose a claim will be deemed to have arisen on the date on which the event, act or omission giving rise to such losses, liabilities, damages, charges, costs or expenses occurred); and
  - d. you shall not be able to recover from both RTA and your Certification Body for the same loss.
76. RTA is not a party to the contract you must enter with your Certification Body to govern its Assessment of your conformance (or non-conformance) to the Standards. Subject to Rule 74, neither RTA nor any of its officers, employees or agents shall under any circumstances be liable, whether in contract, tort (including negligence), breach of statutory duty or otherwise, for any acts or omissions of your Certification Body or its assessors or other agents in connection with that contract or the services proposed to be carried out under it by your Certification Body.
  77. The Member shall not be entitled (whether under these Rules and/or in respect of any other membership or licence the Member may have with RTA) to recover damages, or obtain payment, reimbursement, restitution or indemnity more than once in respect of the same loss, shortfall, damage, deficiency, breach or other event or circumstance.

#### Variation of Rules and Standards

78. RTA shall be entitled at any time to change and update the Standards and these Rules. You will be given notice of any the specific changes made to the Standards and when they will come into effect. When changes are made to the Rules, we will give you notice of that fact and confirm in such notice when the amended Rules will come into effect and how you can view and download or otherwise obtain the amended Rules. RTA and each Certification Body shall each be entitled at any time to change its operating procedures where, in its absolute discretion, it considers it necessary to do so. You will be given advance written notice of any such changes to operating procedures and of when they will come into effect.

#### Force Majeure

79. RTA shall not be liable to a Member if any delay or failure by RTA or its employees, officers, agents or independent contractors to perform their obligations under these Rules or any related agreement is the result of a Force Majeure Event. For the purpose of this Rule, 'Force Majeure Event' means an event beyond the reasonable control of RTA (or its employees, officers, agents or independent contractors) including acts of God, flood, drought, earthquake or other natural disaster, epidemic or pandemic, terrorist attack, civil war, civil commotion or riots, war, threat of or preparation for war, armed conflict, nuclear, chemical or biological contamination or sonic boom, any law or any action taken by a government, local or public authority, collapse of buildings, fire, explosion or accident, interruption or failure of a utility service.

#### No Waiver

80. A waiver of any right of RTA under these Rules is only effective if it is in writing and shall not be deemed to be a waiver of any subsequent breach or default. No failure or delay by RTA in exercising any right or remedy under these Rules or by law shall constitute a waiver of that or any other right or remedy, nor preclude or restrict its further exercise. No single or partial exercise of such right or remedy shall preclude or restrict the further exercise of that or any other right or remedy.

#### Notices

81. A notice given under or in connection with these Rules shall be in writing and:
  - (a) in the case of a notice to RTA, sent by email to [Memberhelp@redtractor.org.uk](mailto:Memberhelp@redtractor.org.uk) or by first class post to RTA's registered office from time to time; and
  - (b) in the case of a notice to the Member, sent by email or first class post to the email or postal address set out in the Membership or renewal application (or such replacement email or postal address as may subsequently have been notified in writing to RTA) and, in the absence of any such addresses, by post to its registered office (in the case of a company) or last known business address in any other case.
82. A notice shall be deemed to be delivered by 9.00am on the second business day (excluding weekends and bank holidays) after posting in the case of first class post and on sending in the case of email.



### Complaints and Appeal Procedure

83. If you wish to raise a formal complaint (such as a formal expression of dissatisfaction about RTA's personnel, services, decisions, contractors or the services of your Certification Body), you should supply details of the complaint and evidence supporting it in accordance with RTA's complaints procedure, a copy of which will be provided upon request (provided that where your complaint relates to an RTA decision or to the outcome of any appeal to your Certification Body your complaint must be sent to RTA within 14 days after the date of the RTA decision or (as the case may be) within 14 days after you have been notified of the outcome of the appeal to your Certification Body).
84. If you are not satisfied with the way your application, Assessment or any certification decision has been conducted, you may lodge an appeal in writing with your Certification Body within such period as your Certification Body may stipulate from time to time. All such appeals will be investigated and dealt with in accordance with the Certification Body's appeal procedure or, if so directed, RTA's appeal procedure. Copies of the relevant appeal procedure will be provided by your Certification Body (or RTA as appropriate) upon request.
85. Decisions taken by RTA to terminate your membership at any time are subject to a right to appeal in accordance with RTA's appeal procedure (which requires you to appeal within 14 days after the date of the RTA decision). Copies of the RTA appeal procedure will be provided by RTA upon request.

### Entire Agreement, Third Party Rights and Governing Law

86. These Rules and the documents specifically referred to in these Rules as being available via the RTA Website (including the Standards) represent the entire understanding between you and RTA in relation to your Membership. You acknowledge that you have not relied upon any statement from RTA (written or oral) which is not contained in these Rules (or such documents) in applying to be a Member or renewing your Membership.
87. Subject to the rights of the bodies, agencies and third parties referred to in Rule 62 and to the rights of Certification Bodies as referred to in Rule 88, these Rules are not intended to benefit, or be enforceable by, anyone other than RTA and each Member.
88. Where a Certification Body is referred to in these Rules, the relevant Certification Body shall be able to enforce the rights expressly or impliedly ascribed to it to the fullest extent permitted by law. Furthermore, any successor to RTA (or any transferee of the business of RTA or of RTA's rights under and in relation to the Scheme) shall be entitled to enforce RTA's rights under these Rules and any successor to your Certification Body (or any transferee of the business of your Certification Body) shall be entitled to enforce your Certification Body's rights under these Rules.
89. These Rules and any disputes or claims arising out of or in connection with their subject matter or formation are governed by and shall be construed in accordance with English law. The courts of England have exclusive jurisdiction to settle any dispute or claim that arises out of or in connection with these Rules or their subject matter or formation.





# Standing together for British agriculture

**Our standards start with the consumer.**

**We monitor what they value the most  
about their food and understand what  
they expect from farmers.**

**These values are translated in to practical  
on-farm standards so Red Tractor farmers  
can demonstrate they are producing what  
consumers want.**

# Certification Bodies



Your routine point of contact with the Scheme is through your Certification Body.

Certification Bodies are licensed by Red Tractor to manage membership applications and to carry out assessment and certification against the Standards. The table below shows which Certification Bodies apply to each enterprise.

Certification Body	Beef and Lamb	Dairy	Combinable Crops and Sugar Beet	Fresh Produce	Pigs	Poultry		
						Chickens	Turkey	Duck
NSF	✓	✓	✓	✓	✓	✓		
SAI Global	✓	✓	✓	✓		✓	✓	✓
Lloyd's Register	✓	✓	✓	✓	✓			
NIFCC (Northern Ireland)		✓				✓		
QWFC (Wales)		✓						



## NSF Certification

Hanborough Business Park, Long Hanborough, Oxford OX29 8SJ  
Tel: 01993 885610 Email: [agriculture@nsf.org](mailto:agriculture@nsf.org) Web: [www.nsf-foodeurope.com](http://www.nsf-foodeurope.com)



## SAI Global Assurance Services Ltd

PO Box 6236, Milton Keynes MK1 9ES  
Tel: 01908 249973 Email: [agrifood@saiglobal.com](mailto:agrifood@saiglobal.com) Web: [www.saiglobal.com/assurance](http://www.saiglobal.com/assurance)



## Lloyd's Register

6 Redheughs Rigg, Edinburgh EH12 9DQ  
Tel: 0131 335 6643 Email: [redtractor-ca@lr.org](mailto:redtractor-ca@lr.org) Web: [www.lr.org/uk](http://www.lr.org/uk)



## NIFCC [Northern Ireland]

1A Lissie Walk, Lissie Industrial Estate (East), Lisburn, Northern Ireland BT28 2LU  
Tel: 028 9263 3017 Email: [info@nifcc.co.uk](mailto:info@nifcc.co.uk) Web: [www.nifcc.co.uk](http://www.nifcc.co.uk)



## QWFC [Wales]

PO Box 8, Gorseland, North Road, Aberystwyth SY23 2WB  
Tel: 01970 636688 Email: [info@wlbpc.co.uk](mailto:info@wlbpc.co.uk) Web: [www.wlbpc.co.uk](http://www.wlbpc.co.uk)

**T: 0203 617 3670**  
**E: [memberhelp@redtractor.org.uk](mailto:memberhelp@redtractor.org.uk)**  
**[www.redtractorassurance.org.uk](http://www.redtractorassurance.org.uk)**




# Farming Help

03000 111999

Confidential help for all in the farming community

The Farming Help Partnership is supported by



THE PRINCE'S  
COUNTRYSIDE  
FUND



Helping farmers with disaster relief and affordable rural housing.



Practical and pastoral support for farmers and families within the farming community.



Helping farming people of all ages with a wide range of financial and practical support.



Supporting people from Scottish agriculture emotionally, practically and financially in times of need.