Construction and Environmental Management Plan (CEMP) For Kirklees Council

Wakefield Road, Earlsheaton, Dewsbury, WF12 8AH

Whitshaw Builders Ltd

Whaley Road

Wordsworth business park

unit 4

S75 1FJ

1.0 Introduction.....

1.1 Overview .....

1.2 Planning.....

1.3 Site Background and History .....

1.4 Purpose and Scope .....

2.0 Construction Activities .....

2.1 Overview .....

2.1 Typical Construction Activities .....

3.0 Roles and Responsibilities .....

3.1 Project Team .....

4.0 Access and Vehicle Management.....

4.1 Parking.....

4.1.1 Site Workers.....

4.1.2 Visitors .....

4.1.3 Existing Residents .....

4.2 Routes for construction traffic .....

4.3 Highway and Site Cleanliness .....

4.3.1 Footway Construction……..

4.5 Deliveries and Abnormal Loads .....

5.0 Site Information.....

5.1 Site Contacts and Security .....

5.2 Welfare and Compound Details .....

5.3 Site Working Hours .....

5.4 Protective Equipment.....

5.5 Communicating the CEMP .....

6.0 Environmental Controls .....

6.1 Dust .....

6.2 Noise.....

6.3 Travel to Work Plan .....

7.0 Coronavirus (Covid-19) .....

8.0 Summary .....

1.0 Introduction

1.1 Overview

This document has been prepared by Whitshaw builders Ltd, under instruction from Kirklees Council, to produce a Construction and Environmental Management Plan (CEMP) for the purpose of discharging planning condition 18, as follows: “No development shall take place until a Construction Environmental Management Plan (CEMP) that describes measures to control, amongst other matters, hours of working, parking of operatives vehicles, deliveries to the site, noise, dust and lighting arising from the construction phase of the development has been submitted to and approved in writing by the Local Planning Authority. The construction works shall be undertaken in accordance with this approved plan. Reason: Required before commencement of development in order to minimise the impact of the construction period on the amenities of local residents and habitat and with regard to Kirklees Council.

1.2 Planning

The development consists of a fully granted planning permission for the erection of 5 new dwelling (class C3). Planning permission was granted on 21st May 2024.

1.3 Site Background and History

The site comprises of unused Greenland.

1.4 Purpose and Scope

The purpose of this report is to provide confidence to the local planning authority, Kirklees Council, regarding construction traffic generated by the site and certain construction operations that may impact upon the environment, surround community and public highway. It aims to demonstrate that this development proposal can be delivered without detriment to public safety and the amenities of the area.

- Deliver best practicable environmental performance.

2.0 Construction Activities

2.1 Typical Construction Activities

construction activities on site shall be carried out in compliance with this construction plan, for the duration of the development. This plan will be reviewed regularly, and updated accordingly, should the build sequence or phasing change. All site operatives would be informed of the change, and the updated plan would be easily displayed within the welfare area. Typical construction activities are likely to include:

Site Establishment and Mobilisation:

- Installation of site security fencing.
- Site strip and removal material from site
- Installation of site accommodation, welfare and contractor on-site
- parking
- Groundworks
- Excavations for new drainage
- Construction of new roads, paths and parking
- Varying levels of foundation systems, which could include excavations
- Super Structure Works
- Masonry external wall construction
- Scaffolding
- Carpentry
- Roof Tiling
- Cladding and rending
- Plumbing and electrics
- Plastering
- Flooring and tiling
- Decoration
- External Works
- Fencing
- Landscaping

3.0 Roles and Responsibilities

3.1 Project Team

Whitshaw Builders Ltd

Director – James Shaw

Site Manager – Gareth Roberts

4.0 Access and Vehicle Management

The Vehicle Management plan for the project is one of minimising the interface wherever possible between public and site traffic, and reducing the number of deliveries were practicable, including the staging of deliveries such that the volume of traffic is kept as even as possible avoiding peaks, and controlling vehicular movements on the project.

4.1 Parking

4.1.1 Site Workers

Site operatives are to park on site, in allocated parking areas. No parking on site is to occur unless it is in a designated car park or space.

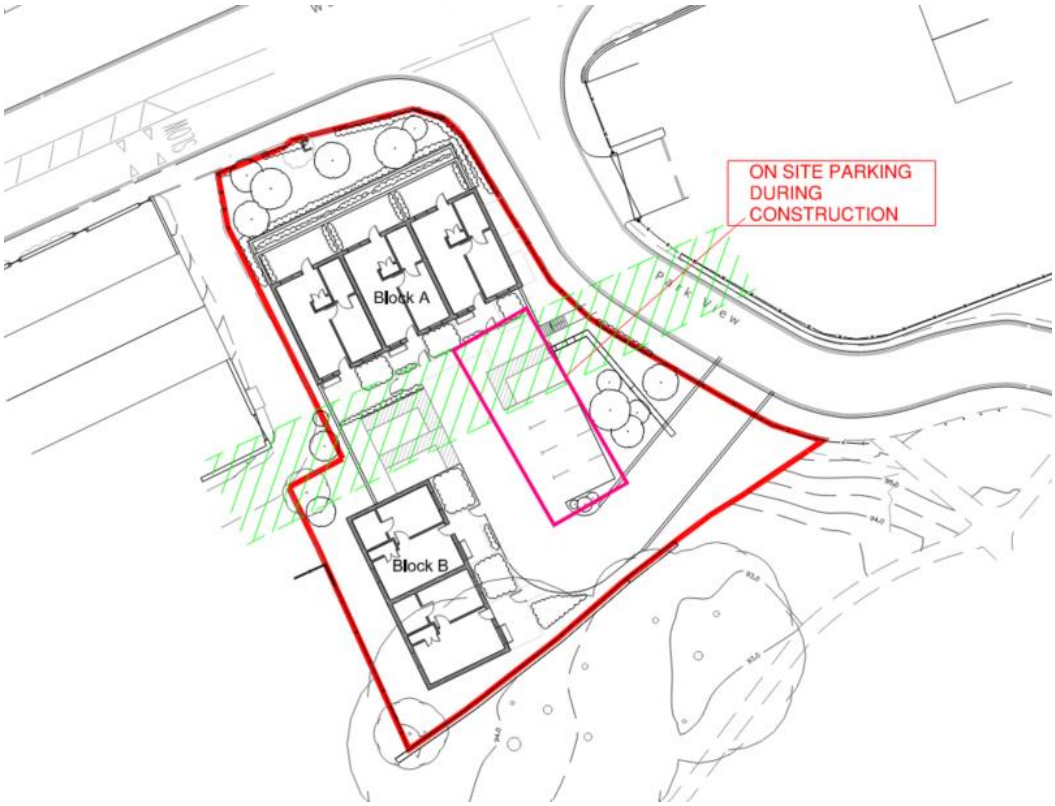

4.1.2 Visitors and Vehicle Access

Visitors to site will be advised to park in the carpark alongside the site operatives' cars within the car park as shown in point 4.1.1. Access to the site is made via Cross Park Street as this is the safest and quietest option. Both cars and pedestrians can gain access and will have separate entrances labelled on the site hoarding.

4.1.3 Existing Residents and Communication

The effective implementation of the CEMP through each P-CEMP is intrinsically linked to good communications between all the project stakeholders and the public. To promote effective communications during any contract each P-CEMP shall require the following to be implemented at the commencement of each contract:

- The Project Manager will brief the contractor's senior management team on the philosophy and content of the CEMP and details of the relevant P-CEMP, which will generally include the Director responsible for the scheme.
- The Ecological Consultant shall brief the contractor's senior management team on all ecological aspects of the scheme.
- The contractor's Director shall be responsible for developing a site-specific induction for all those working or visiting his site. The scope of the induction will be agreed in advance with the Project Manager.

The contractor's monthly progress report shall include reporting on compliance with the CEMP.

The contractor will provide a programme to achieve continuous improvement of environmental matters during the contract. The Developer wishes to see positive training on environmental matters on an on-going basis.

The contractor shall develop an appropriate strategy for communicating with the public both before commencement and during the contract.

Residents living next to the site and offices around the site have all been made aware of the parking situation and allocations. We will be providing phone numbers around the sight for people to ring if they have any queries. We will also notify all residents with a letter if we believe they need to be made aware of anything specific we feel we need to tell them. The hoarding surrounding the site will include information regarding future events that may affect the residents and or the public such as cranes, temporary road closures or large deliveries. Surrounding the site will include contact details where the main office or the site manager can be contacted directly. No nearby residents should be affected by Whitshaws plans of construction or road closures. Whitshaws road closure takes place on yellow lines where no car should be parking

4.2 Routes for construction traffic

Access to the site has been made on Park View with an ingress and egress point for deliveries. The nature and frequency of construction traffic will change during the various stages of the build programme, but the site will be properly managed to ensure that the number of vehicle trips generated will be minimised as far as practicable.

A road closure will need to be performed on ‘park view’ road to allow the footway works at the site entrance. We predict it to be a 2-week closure, however, it will only be a half road closure allowing 1 way traffic with a traffic management company involved. Drawing below.

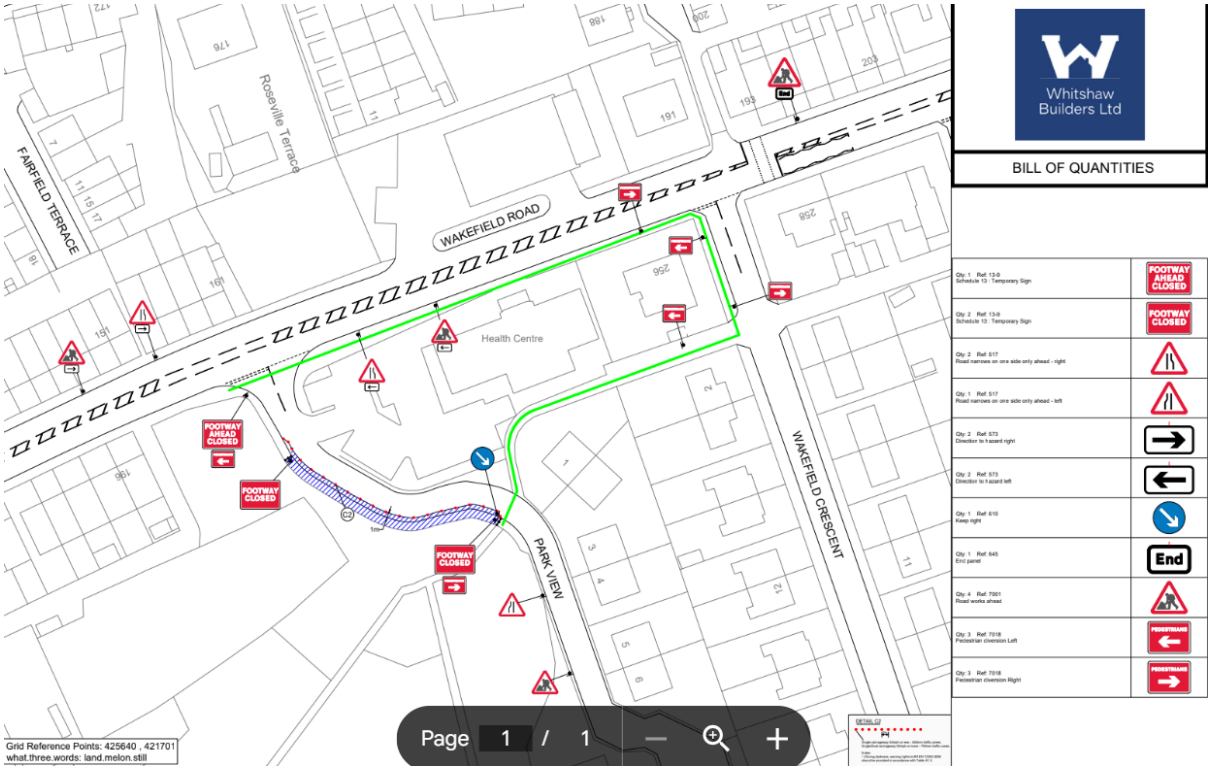

4.3 Highway and Site Cleanliness

The site manager will be responsible for maintaining the existing highway (Park View and Wakefield Road) free from any soil, spillage and mud, particularly during wet periods. Given the current condition of site, and the large amount of existing hard standing, it is unlikely that large amounts of mud and dirt would be generated on site. However, a power washer will be on site to operate around the site entrance and the immediate vicinity, to minimise the risk of excessive dirt and soil build up on adopted highways.

4.3.1 Footway Construction

The construction of a new footway involves the installation of a pedestrian path to provide safe and accessible access along the designated route. This footway will be constructed with minimal disruption to the surrounding environment, and measures will be implemented to ensure environmental protection throughout the works. The following construction details outline the methodology, materials, and environmental controls for the footway construction process.

The route and sections of construction are found below.

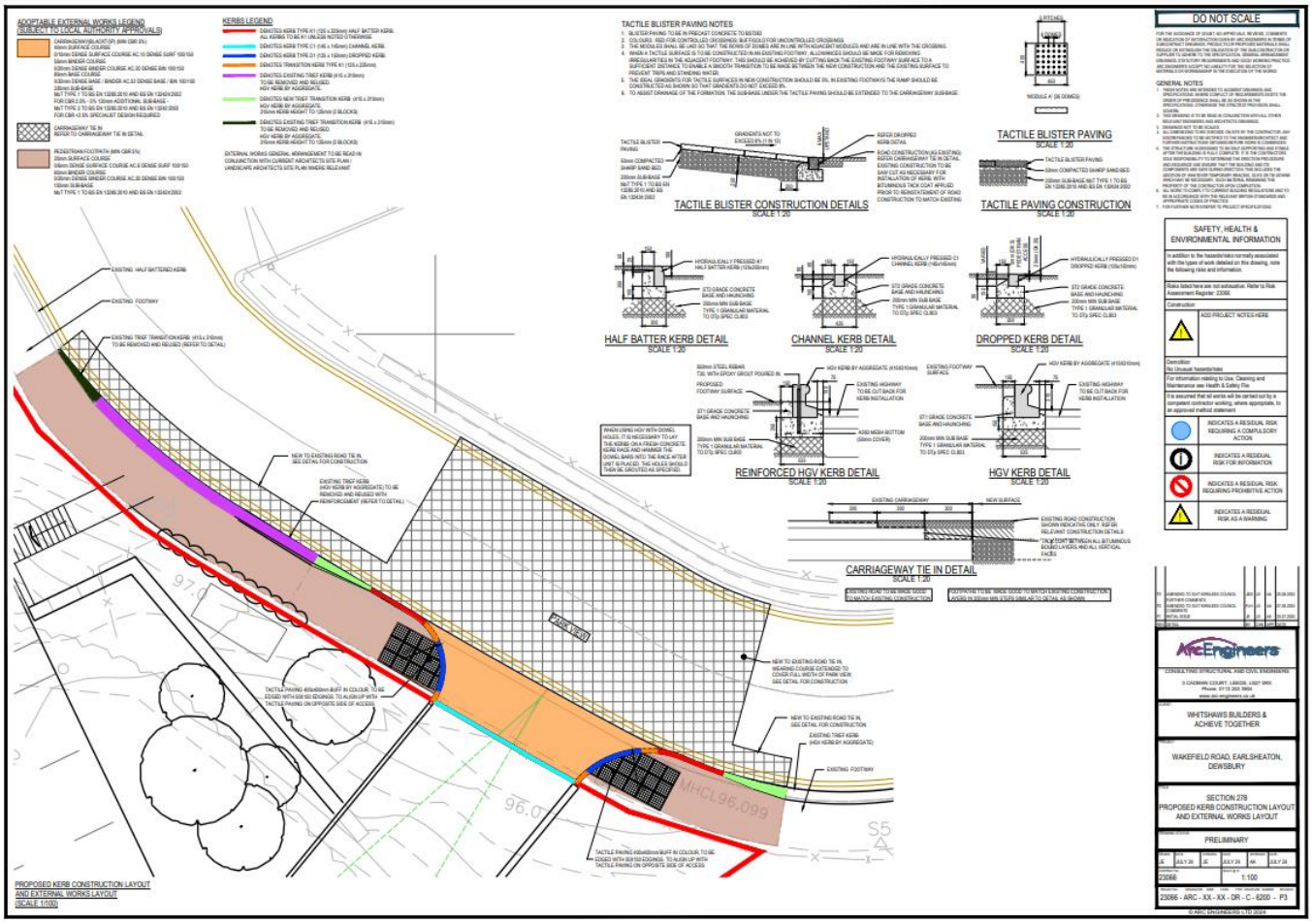

Fencing or hoarding will be installed around the working area to ensure safety and minimize environmental disturbance. Where necessary, vegetation will be removed in a controlled manner to avoid impact on protected species or habitats. Excavation will be carried out using mechanical plant, with dust suppression measures in place (e.g., water spraying). Excavation of the footway trench will be undertaken with appropriate machinery, ensuring minimal disturbance to the surrounding area. Soil excavated from the site will be inspected for contamination and either reused or disposed of following environmental regulations. Type 1 aggregate will be spread evenly and compacted to the required depth to form a solid, stable base. The material will be checked for compaction and level before proceeding to the next stage. Surface materials will be laid according to the specified design, ensuring correct alignment and cross-fall for drainage. Any necessary joints will be carefully constructed to ensure longevity and prevent water ingress. Kerbs will be installed along the edges of the footway, with proper alignment and levelling to prevent shifting during operation. Edging will be secured with mortar or suitable jointing material to ensure structural integrity.

4.4 Deliveries and Abnormal Loads

Arrangements will be made subject to each abnormal load. If a delivery of materials or plant cannot be stored in the designated storage area, an area within the site will be cordoned off by the Site Management Team to receive such items, until a new place can be made within the storage facility.

We predict around 2 deliveries per week from merchants and 1 skip exchange per week from wastage companies. Deliveries will be between the hours of 0900 and 1200hrs.

5.0 Site Information

5.1 Site Contacts and Security

James Shaw – Director – 07939 584506

Gareth Roberts – Project Manager – 07507 672534

5.2 Welfare and Compound Details

The site will have the following welfare facilities. The principal points of access to this area will be from within the site.

- Adequate toilets
- Canteen
- Changing room with facility for drying clothes
- Management office and meeting room
- The following will be provided and maintained throughout the project:
- Segregated and delineated pedestrian / visitor entrance
- Visitors Book
- Heated, lit and ventilated accommodation for shelter and the taking of food and drink
- Wholesome drinking water and suitable cups
- Means of boiling water
- Means of heating food (microwave cooker)
- Male and female lit toilets
- Toilet paper and paper towels or equipment for drying Skincare dispenser, (DEB board)
- Smoking will be prohibited in all offices / rooms and similar enclosed spaces and will only be permitted in the designated (appropriately signed) non enclosed area.

Temporary power is located on site through British gas, no generator is to be used for powering the site. Overnight lighting will not be found on site to eliminate any nuisance the neighbours.

5.3 Site Working Hours

The site will have the following working hours:

- Monday to Friday 8:00am to 4:00pm
- Saturday 8:00 am to 12:00 Pm
- No working on Sundays or bank holidays

5.4 Protective Equipment

Contractors and visitors wishing to access the site work environment must

wear the following PPE:

- Safety Helmet
- High – Visibility Clothing
- Safety Footwear

For specific contractors, a task specific risk assessment shall be carried out and protective equipment identified in that assessment shall be worn.

5.5 Communicating the CEMP

It shall be the responsibility of the Site Manager to monitor and control the Construction environmental Management Plan and ensure its implementation. Updating of both this written plan, together with annotated drawings (such as a Traffic Management Plan) will be the responsibility of the Site Manager contractors must ensure that they are familiar with and observe this plan communication methods will include inductions, toolbox talks, briefings, letters/memos and review meetings.

6.0 Environmental Controls

6.1 Dust

Condition 4 - The dust-generating potential of construction activities is generally considered to be low to medium risk and it is therefore proposed to implement risk mitigation measures that are recommended for 'medium risk' sites. 'Supplementary Planning Guidance - The control of dust and emissions during construction and demolition' issued by the Greater London Authority, dated June 2014, specifies a number of best practice measures. A selection of measures from this list which we will adopt, where appropriate, are as follows:

With regard to site management & monitoring:

- Record all dust and air quality complaints, identify causes, take appropriate measures to reduce emissions in a timely manner, and record the measures taken. Make the complaints log available to the local authority when asked.

- Record any exceptional incidents that cause dust and/or air emissions, either on- or off- site, and the action taken to resolve the situation in the log book.
- Undertake on-site and off-site inspection, and carry out regular dust soiling checks of surfaces such as street furniture and cars with a 100m of the site.
- When activities with a high potential to produce dust are being carried out and during prolonged dry or windy conditions increase the frequency of inspections With regard to demolition, earthwork and vehicle:
- Keep site fencing, barriers and scaffolding clean using wet methods;
- Use of low emission plant fitted with catalysts, diesel particulate filters or similar.
- Plant shall be well maintained, with routine servicing of plant and non road mobile machinery .

(NRMM) to be completed in accordance with the manufacturers'

recommendations;

- Use enclosed chutes, conveyors and covered skips, where practicable.. Ensuring that all plant equipped with dust suppression equipment is checked on first use at site, to ensure that this equipment is functional and is being used;
- Use of water sprays or poured water to suppress dust during cutting, angle grinding or other dust-generating activities. Provision of jet washing facilities at the site exit where vehicles leave site onto public roads.
- Switch off vehicles when not in use rather than continuously idling .
- The Site Manager will be responsible for acting as a first point of contract with any local resident or businesses that have concerns about the operation of the mitigation measures and monitoring regime.
- Site management will ensure that all personnel on site are adequately trained to implement environmental mitigation measures and the importance of the control measures are included in the Site Induction
- Training which all operatives works on site are required to undertake.

Issue	Control Measure
Communications	• Display the name and contact details of person(s) accountable for air quality and dust issues on the site boundary. This may be the environment manager/engineer or the site manager • Display the head or regional office contact information
Site management	• Record all dust and air quality complaints, identify cause(s), take appropriate measures to reduce emissions in a timely manner, and record the measures taken • Make the complaints log available to the LA upon request • Record any exceptional incidents that cause dust and/or air emissions, either on- or offsite, and the action taken to resolve the situation in the log book
Monitoring	• Carry out regular site inspections, record inspection results, and make an inspection log available to the LA upon request • Increase the frequency of site inspections when activities with a high potential to produce dust are being carried out and during prolonged dry or windy conditions
Site preparation	• Plan site layout so that machinery and dust causing activities are located away from receptors, as far as is possible • Erect solid screens or barriers around dusty activities or the site boundary that are at least as high as any stockpiles on site • Avoid site runoff of water or mud
Operating vehicle/machinery and sustainable travel	• Ensure all vehicles switch off engines when stationary - no idling vehicles • Avoid the use of diesel or petrol powered generators and use mains electricity or battery powered equipment where practicable • Produce a Construction Logistics Plan to manage the sustainable delivery of goods and materials
Operations	• Only use cutting, grinding or sawing equipment fitted or in conjunction with suitable dust suppression techniques • Ensure an adequate water supply on the site for effective dust suppression, using non-potable water where possible and appropriate • Use enclosed chutes and conveyors and covered skips • Minimise drop heights and use fine water sprays wherever appropriate • Ensure equipment is available to clean any dry spillages, and clean up spillages as soon as reasonably practicable using wet cleaning methods
Waste management	• Avoid bonfires or burning of waste materials

Issue	Control Measure
Trackout	• Use water-assisted dust sweeper on access and local roads, if required • Avoid dry sweeping of large areas • Ensure vehicles entering and leaving site are covered to prevent escape of materials • Implement a wheel washing system, if required

6.2 Noise

The construction methods and selection of plant will follow the guidelines set out in BS5228 (2009) "Code of practice for Noise & Vibration Control on Construction and Open Site". Where practicable we will explore methods of construction that minimise noise levels from site activities. With regard to operative training and induction, the site induction and training process that all operatives must attend prior to commencing work on site in order to comply with the requirements of the Health and Safety at Work Act will include a specific section on the importance on the minimization of noise and vibration nuisance. This will include; -

- The proper use and maintenance of tools and equipment.
- The positioning of machinery and equipment to reduce noise emission to neighbouring properties.
- The avoidance of unnecessary noise when carrying out manual operation and when using mechanical plant and in particular switching off mechanical plant when not in use.
- The protection of operatives against noise.
- Best practicable means (BPM) to reduce noise and vibration.
- All access gates will be controlled to minimise flanking noise.

NOISE MANAGEMENT			
Objective(s)	1. To minimise the impacts of noise on the amenity of the surrounding areas. 2. Construction activities undertaken in accordance with *AS 2436-1981 Guide to Noise Control on Construction, Maintenance and Demolition* Sites. 3. Construction activities undertaken in accordance with *Environmental Protection (Noise) Regulations 1997*		
Management Strategy	Noise to be managed primarily through administrative and equipment controls during the construction phase.		
		Responsibility	**Timing**
Control(s)	All equipment used during the construction phase to be regularly maintained to ensure efficient operation; Pre-start checks and maintenance schedules to ensure equipment performance is as required; Noise-dampening equipment to be used on equipment with excessive noise generating characteristics; Construction activities in accordance with AS2436-1981 Guide to Noise Control on Construction, Maintenance and Demolition Sites.	Project Manager Client Contractors All	
Performance Indicator(s)	No complaints from adjacent commercial premises and/or community.	Project Manager	
Monitoring	Daily inspection of works sites to occur Service logs for equipment/machinery used on site	Site Supervisor	
Reporting	Any complaints or incidents to be reported to PPA project manager.	Project Manager	
Corrective	Investigate cause of excessive noise	Project Manager	

6.3 Travel to Work Plan

To minimise the potential impact of construction workers travelling to the area, we will promote and encourage the use of sustainable mode of travel to and from the site and minimise the use private cars. This will include the provision of a covered bicycle parking within the contractor's compound, if there is a desire from operatives to cycle to site. It is however also envisaged that some operatives will wish to travel to work by car and therefore some operative parking will be provided within the car parking areas.

7.0 Coronavirus (Covid-19)

This section of the CEMP is designed to highlight measures in place on site that will help govern the transmission risk of operatives and members of the general public. It should be noted that information provided in this section were correct and general understanding of the virus at the time of writing. As Covid-19 is well known to have significant health effects, and could potentially be present on any worksite, its risk to workers and the public will be assessed and controls shall be implemented and reviewed on an on-going basis. All site operatives and site management representatives will follow the current government guidelines at the time of being on site. This includes keeping a safe distance from one another (where appropriate), the mandatory wearing of a facemask, and use of the NHS track and trace app. Should any persons report to have Covid-19 related symptoms, they are to not attend site, and report to their immediate line manager.

8.0 Summary

This Construction Management Plan relates to the proposed development. The purpose of the CEMP is to ensure that the impact of construction works on the local residents and the immediate highway network is kept to a minimum. This plan seeks to address the concerns which may be expressed by the users of, local residents and other interested parties and stakeholders. The delivery of this scheme represents an inclusive and open approach to the site and the manner in which it is developed, the materials selected and the techniques used.