Notes:

Drawing is for indicative purpose only. *All dimensions to be checked prior to build.*
Levels to be checked on site prior to construction and full topographical survey needs to be done prior to build.
Full structural details needs to be done prior to build. All drainage to be connected to existing
We do not accept liability for any deviations from our drawings or specifications.
All structural elements to be checked by structural engineer
Gas pipes, boiler pipe and all other electrical elements to be confirmed and checked by plumber and electrician prior to build.

All dimensions must be checked on site
Levels to be checked on site prior to constructions
We do not accept liability for any deviations from our drawings or specifications
All structural elements to be checked by engineer or contractor.

INDICATIVE ONLY
ALL DRAINAGE, STRUCTURAL, ELEMENTS TO BE CONFIRMED ON SITE
Roof drainage route and all RWP all to existing drainage system. Roof structure, design by roof specialist

Note:
Gas pipes, boiler pipe and all other mechanical and electrical items needs to be investigated further prior to build and should be relocated accordingly.
All rainwater, kitchen sink to be connected to existing drainage

KEY

- RAINWATER PIPE
- GULLY
- DIRECTION OF ROOF SLOPE
- IC INSPECTION CHAMBER
- EXISTING WINDOWS/DOOR
- NEW WINDOWS/DOOR

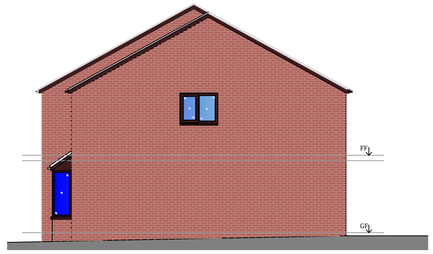

Existing Side Elevation (1)
Scale 1:100

Existing Rear Elevation
Scale 1:100

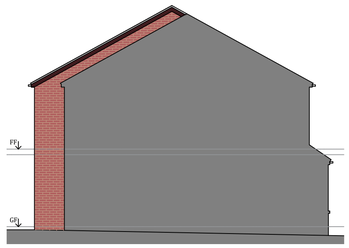

Existing Side Elevation
Scale 1:100

EXISTING

PROPOSED

Proposed Rear Elevation
Scale 1:50

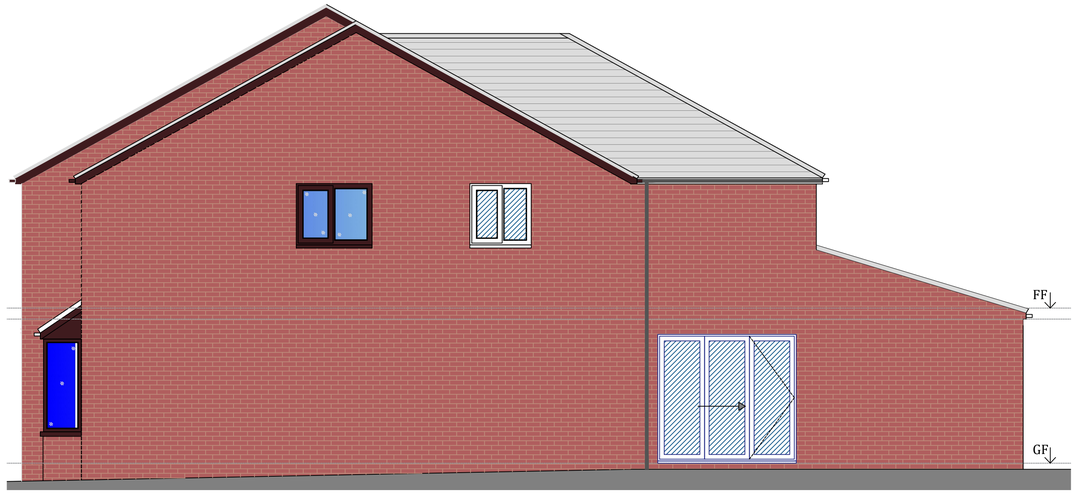

Proposed Side Elevation (1)
Scale 1:50

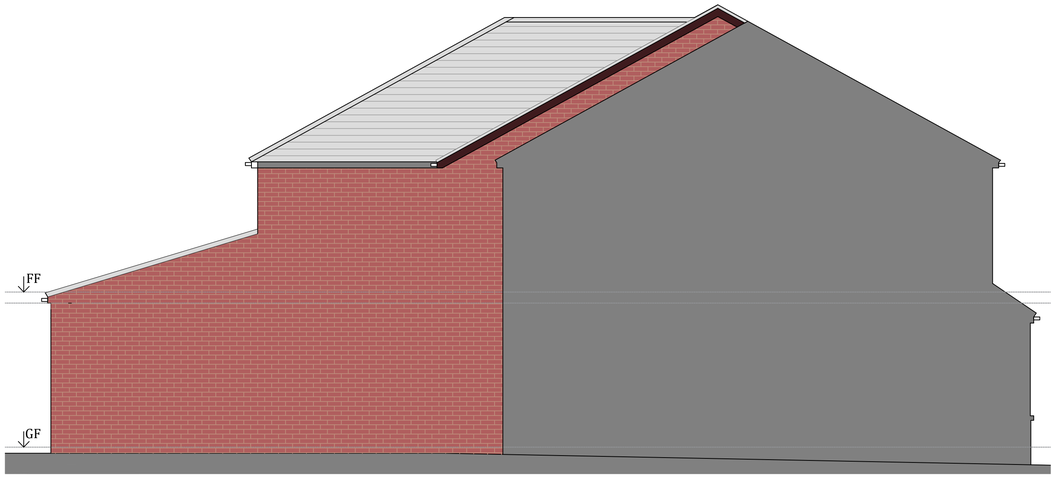

Proposed Side Elevation
Scale 1:50

Scale 1:50
0 1 2 3 4 5

Scale 1:100
0 1 2 3 4 5 10 15

Rev A - 2 Storey extension

CLIENT	Mr Hafejee
ADDRESS	3C Uppercroft Road, Batley
PROJECT	Proposed 2 storey rear extension
REVISION DATE	24.11.24 **REVISION** 11.24
DRAWING ISSUE	Full Planning
DRAWN BY	- **CHECKED BY** EM
SCALE	SEE DWG @A1
DRAWING NO.	004 - A1
JOB NO.	23-64

TITLE EXISTING AND PROPOSED ELEVATIONS

This drawing is the copyright and no reproduction is allowed without prior permission. It is not to be used by any third parties for any purposes without the express permission. All Drawings must be checked and verified prior to commencement of work on site. All dimensions are in millimeters, unless otherwise stated. Anyone using this drawing is to check all dimensions on site prior to carrying out work or ordering of materials. DO NOT SCALE FROM THIS DRAWING.