MAINS WIRED WITH BATTERY BACK-UP FIRE ALARMS TO BE INTRODUCED ON ALL FLOORS WITHIN HALLWAY AREAS

STEEL BEAMS/PORTAL FRAMES INTRODUCED TO PROVIDE SUPPORT TO FLOORS/WALLS/ROOFS

INDICATES BUILDINGS TO BE DEMOLISHED/ FENCING/DRAINAGE TO BE REMOVED AND GROUND MADE GOOD

BLOCK-OFF EXISTING DOOR/WINDOW OPENINGS

WP2 ANCON WINDPOSTS POSITIONED WITHIN CAVITY FIXED TO FOUNDATIONS AND TO EXTENSION ROOF – OBTAIN DESIGN FROM ANCON. ALLOW FOR MIN. 4–6 WEEKS LEAD TIME FOR DESIGN AND SUPPLY FROM ANCON

ASSUMED SPAN OF NEW FLOORS – CONTRACTOR TO CONFIRM THROUGH DISCUSSIONS WITH BUILDING CONTROL

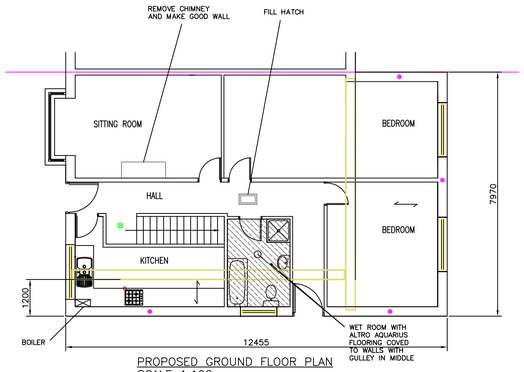

PROPOSED GROUND FLOOR PLAN
SCALE 1:100

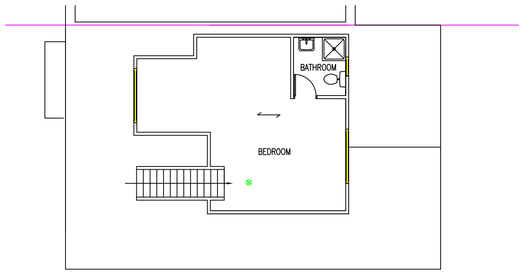

PROPOSED FIRST FLOOR PLAN
SCALE 1:100

NOTE:

SIDE/REAR EXTENSIONS

WALL CONSTRUCTION – TO BE BRICKWORK EXTERNALLY TO MATCH EXISTING PROPERTY

ROOF CONSTRUCTION – PROPRIETARY TRUSS RAFTER ROOF/RIDGE BEAM PURLIN/RAFTER ROOF WITH FORTICRETE CENTURION LOW-PITCHED ROOF TILES.

FLOOR CONSTRUCTION – INTERNAL FLOORS TO BE EITHER OF SUSPENDED TIMBER FLOOR OR LOADBEARING CONCRETE SLAB CONSTRUCTION.

TOTAL VOLUME OF ADDITIONAL ROOF SPACE FROM NEW DORMERS – 46.9m³ WHICH IS LESS THAN ALLOWABLE VOLUME OF 50m³ FOR SEMI-DETACHED PROPERTIES.

CONFIRM LOADBEARING WALLS IN PROPERTY. INCLUDE FOR STEELWORK/LINTELS WHERE LOADBEARING WALLS ARE BEING ALTERED/REMOVED.

DORMER TO BE TIMBER FRAMED – STEELWORK MAY BE REQUIRED TO SUPPORT NEW DORMER WALLS.

CONTRACTOR HAS FULL RESPONSIBILITY FOR TEMPORARY WORKS INCLUDING SCAFFOLDING PROPPING ON SITE TO MAINTAIN STABILITY FOR DURATION OF WORKS.

LINTELS:– ALL LINTELS TO ACHIEVE 150mm END BEARING. ALL LINTELS TO HAVE HORIZONTAL DAMP PROOF COURSE.

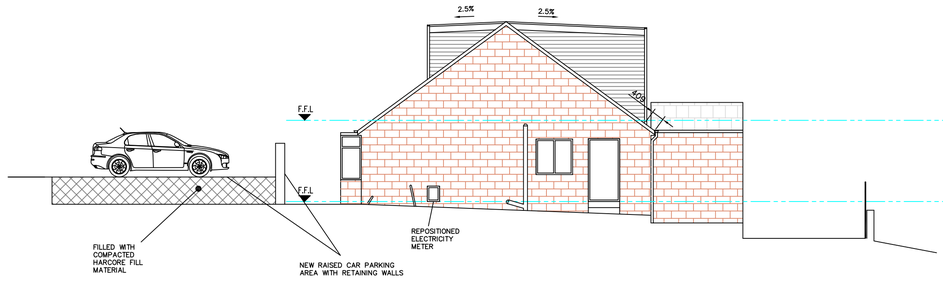

PROPOSED SIDE ELEVATION
SCALE 1:100

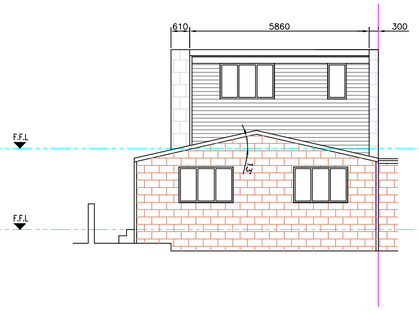

PROPOSED REAR ELEVATION
SCALE 1:100

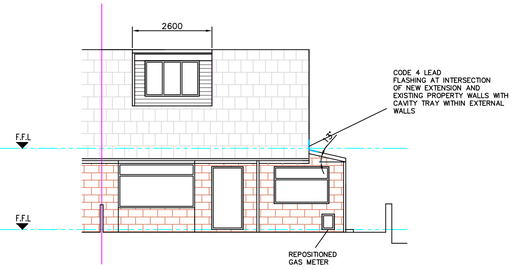

PROPOSED FRONT ELEVATION
SCALE 1:100

DORMER CONSTRUCTION DETAILS

INSULATION TO NEW DORMER ROOFS: NEW ROOF:90mm + 90mm TR27 THERMAROOF INSULATION WITH 3mm THICK BITUMINOUS VAPOUR BARRIER ON 18mm PLYWOOD DECKING WITH A MIN. AIR CAVITY OF 150mm WITH 12.5mm PLASTERBOARD AND SKIM.

NEW DORMER ROOF COVERING: STONE CHIPPINGS BEDDED ON 3 LAYERS OF BUILT UP FELT ROOFING USING A B.S.747 TYPE 3G PARTIAL BOND FELT AS A PRESSURE DEFUSION LAYER. ALTERNATIVELY A GRP, SINGLE PLY MEMBRANE OR FIRESTONE EPDM ROOF MAY BE USED.

ROOF BUILT UP ON TIMBER FIRINGS TO GIVE 1:100 FALL APPROX. 75mm TO 25mm ON C16 FLAT ROOF JOISTS BUILT OFF FRONT WALL OF DORMER ON WALL PLATE STRAPPED DOWN WALLS AT SIDES OF WINDOWS WITH 30mm x 5mm 1000mm EDGE COATED GALVANISED STRAPS PLUGGED & SCREWED TO WALLS TO BUILDING REGS REQUIREMENTS AND AT RIDGE BUILT INTO WEB OF NEW RIDGE BEAM.

INSULATION FROM WALLS OF DORMER TAKEN UP & BUTT JOINTED TO ROOF INSULATION (TO PREVENT COLD BRIDGING).

WALLS
EXTERNAL WALLS – TIMBER FRAMED WITH SHIPLAP CLADDING, SEE DETAIL.

INTERNAL NON-LOAD BEARING WALLS:
INTERNAL WALLS TO BE CONSTRUCTED USING 100X50MM SW TIMBER STUDS COMPRISING HEAD AND SOLE PLATES, UPRIGHTS AT 400/600MM CENTRES AND NOGGINS STAGGERED AT MID HEIGHT. FRAMING TO BE BOARDED BOTH SIDES WITH 12.5MM GYPROC WALLBOARD, TAPED JOINTS AND FINISHED WITH 3MM SKIM FINISH USING THISTLE BOARD FINISH. PLASTER BOARDS ARE TO BE FIXED TO THE TIMBER STUDS USING GYPROC DRYWALL TIMBER SCREWS. ALL NEW INTERNAL WALLS TO HAVE 65MM MINERAL WOOL INSULATION IN THE PARTITION.

NEW WINDOWS: TO BE UPVC FRAMES & GLAZING TO MEET REQUIREMENTS OF PART L1 OF BUILDINGS REG.

FRAMES SEALED INTERNALLY AND EXTERNALLY TO STRUCTURE.
FRAMES DRAUGHT PROOFED AND TO HAVE SEALED DOUBLE GLAZED UNITS WITH LOW E GLASS TO INNER PANE.

NOTE: NO EXISTING PURLINS OR OTHER ROOF TIMBERS TO BE CUT OR SUPPORTS REMOVED UNLESS OR UNTIL NEW SUPPORTS ARE IN PLACE PERMANENTLY OR TEMPORARILY.

HEATING SYSTEM: EXTENSIONS TO HEATING SYSTEM TO BE DESIGNED & COMPLETED BY SPECIALIST CONTRACTOR (INCLUDING MOVING ANY HEATER TANKS)

ELECTRICAL SYSTEM: LIGHTING & POWER CIRCUITS TO BE EXTENDED AND INSTALLED TO LATEST I.E.E. WIRING REGULATIONS BY QUALIFIED, SPECIALIST CONTRACTOR.

VENTILATION: TO NEW DORMER VIA WINDOWS. WINDOW TO GIVE MIN 1/20 OF FLOOR AREA AND TO HAVE TRICKLE VENTS TO HEAD TO GIVE NOT LESS THAN 8000Sq.mm FREE VENTILATION (TRICKLE VENT CONTROLLABLE).

MEANS OF ESCAPE: WINDOWS TO INCORPORATE OPEN SASH PART OF WHICH TO HAVE A CLEAR OPENING OF AT LEAST 0.33m2 AND AT LEAST 750mm HIGH AND 450mm WIDE. THE OPENABLE AREA MUST NOT BE MORE THAN 1100mm ABOVE FLOOR LEVEL AND NOT LESS THAN 800mm.

INSULATION TO ROOF: 0.16W/m2 U VALUE 100mm KINGSPAN INSULATION TIGHT FIXED BETWEEN RAFTERS WITH 25mm OVER, 12.5mm FOILBACKED PLASTERBOARD & SKIM. VERTICAL INSULATION IN PARTITIONS TO BUTT UP TO INSULATION IN ROOF.

NOTES:
1. DRAINAGE FROM DORMERS TO DISCHARGE INTO EAVES LEVEL GUTTERS.
2. ALLOW FOR TEMPORARY TENTING TO DORMERS TO PREVENT WATER INGRESS DURING CONSTRUCTION.
3. NEW LINTELS MAY BE REQUIRED TO EXISTING GROUND FLOOR WINDOWS TO CATER FOR ADDITIONAL LOADING FROM ALTERED ROOF AND REAR DORMER.

NOTE – SUFFICIENT CAR PARKING SPACES AVAILABLE TO FRONT OF PROPERTY

NEW FLOOR CONSTRUCTION TO PROPOSED LOFT FLOOR 22mm THK. T&G FLOOR GRADE CHIPBOARD ON C16 FLOOR JOISTS @ 450mm CRS. SET 25mm ABOVE EXG CEILING JOISTS. FLOOR JOISTS TO BE SUPPORTED OFF EXISTING LOAD BEARING WALLS OR NEW STEELWORK.

100mm SOUND INSULATION BETWEEN FLOOR JOISTS TO HAVE A DENSITY OF 10Kg/m3

DOUBLE UP FLOOR JOISTS TO SUPPORT STUD WALLS IN LOFT

FIRE STRATEGY FOR LOFT FLOOR:
ALLOW FOR SAFE FIRE ROUTE FROM FIRST AND LOFT FLOORS BY INSTALLING MAINS WIRED AND INTERLINKED WITH BATTERY BACK-UP SMOKE/FIRE ALARMS ON ALL FLOORS AND HALF HOUR FIRE RATED INTERNAL DOORS ON ALL FLOORS.
ALLOW FOR HALF HOUR FIRE DOORS ON GROUND, FIRST AND LOFT FLOORS TO ALLOW FOR A PROTECTED FIRE ROUTE.

NOTE:

UNDER THE PARTY WALL ACT 1996 – NOTICE MUST BE SERVED ON ADJOINING OWNERS BY THE PROPERTY OWNER PRIOR TO STARTING ANY WORK NEAR PROPERTY BOUNDARIES. THIS NOTICE MUST BE SERVED IN ACCORDANCE WITH THE ACT. MORE INFORMATION IS AVAILABLE ONLINE.

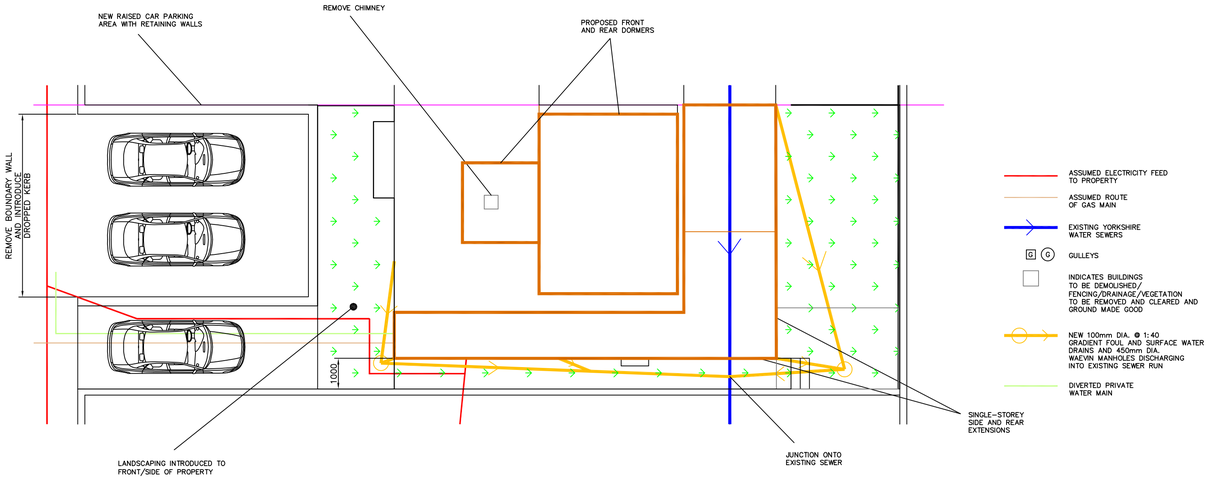

NOTE – THIS DRAWING IS FOR PLANNING PURPOSES ONLY – FURTHER DETAILED DRAWINGS WILL BE REQUIRED AS PART OF A BUILDING REGULATIONS APPLICATION.

NOTE – DO NOT SCALE OFF DRAWING. DIMENSIONS TO BE CONFIRMED ON SITE

ALL DIMENSIONS IN MM

NOTE – THIS DRAWING IS TO BE READ IN CONJUNCTION WITH DRAWING NO. S03 – WORK SPECIFICATION

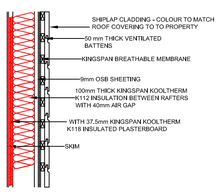

DORMER SHIPLAP CLADDING DETAIL
NTS

Revisions		
	Date	Oct 2024

Planning Application for:
Extensions, Dormers & Alt. to Parking
137 Headfield Road, Dewsbury

Drawing Title:
Proposed Plans and Elevations

Drawing No: S02
Rev D

Scale: As shown
Paper Size: A1