A1

WOODHEAD ROAD

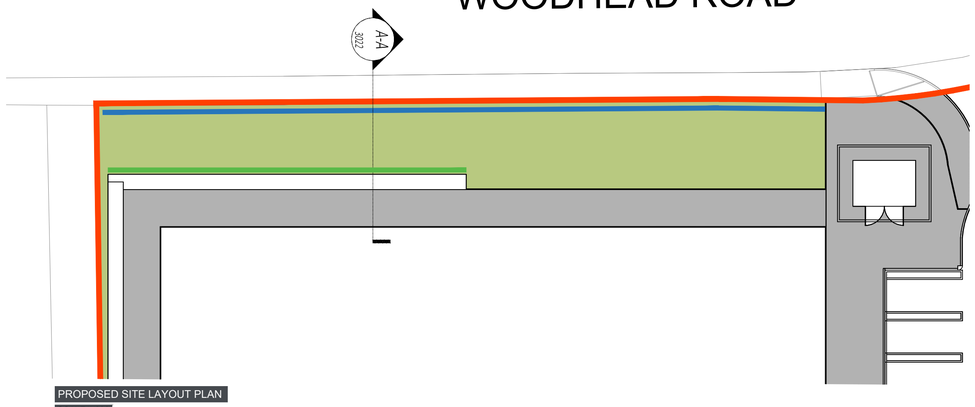

PROPOSED SITE LAYOUT PLAN

SCALE 1:200

LEGEND - SITE LAYOUT	
ELEMENT	SHOWN AS
HIGHWAY BOUNDARY	
ARBUS VEHICLE RESTRAINT BARRIER	
PROPOSED PEDESTRIAN PARAPET 1.1m	

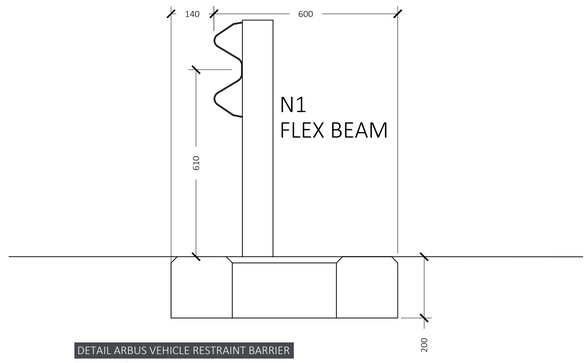

DETAIL ARBUS VEHICLE RESTRAINT BARRIER

SCALE 1:10

DESIGN SULPHATE CLASS AND ACEC (AGRESSIVE CHEMICAL ENVIRONMENT FOR CONCRETE) CLASS OF FOUNDATION CONCRETE

1. APPLICABLE TO ALL CONCRETE TO BE IN CONTACT WITH GROUND.
2. SEE GROUND INVESTIGATION REPORT FOR RECOMMENDED DESIGN SULPHATE CLASS AND ACEC CLASS.
3. CONCRETE MIXES TO BE DETERMINED BASED ON DESIGN SULPHATE CLASS AND ACEC CLASS.
4. STRENGTH OF CONCRETE TO BE AS PER GENERAL CONCRETE NOTES.

IMPORTANT NOTE:

1. THE PRINCIPLE CONTRACTOR IS RESPONSIBLE FOR ALL TEMPORARY WORKS DESIGN , INSTALLATION, MAINTENANCE AND REMOVAL. TEMPORARY WORKS DESIGN SHOULD BE SUBSTANTIATED WITH ENGINEERING CALCULATIONS AND DRAWINGS THAT FULL DESCRIBE THE PHILOSOPHY OF THE PROPOSAL. SDS RECOMMEND THAT THE DESIGNS ARE PREPARED BY A REGISTERED DESIGN CERTIFIER WITH ADEQUATE INSURANCE TO DESIGN SUCH WORKS.
2. TEMPORARY WORKS DESIGNS, CALCULATIONS AND METHOD STATEMENTS MUST BE SUBMITTED BY THE MAIN CONTRACTOR TO THE APPOINTED HEALTH AND SAFETY CONSULTANT. A SUBMISSION TO THE DESIGN ENGINEERS FOR TECHNICAL EXAMINATION AND APPROVAL IS A REQUIREMENT PRIOR TO COMMENCEMENT OF ANY WORKS
3. IT IS THE MAIN CONTRACTORS RESPONSIBILITY TO ENSURE ANY SUPPORTING STRUCTURES FROM WHICH TEMPORARY WORKS ARE SUPPORTED FROM BE INCLUDED IN THE DESIGN AND CALCULATIONS PROVIDED AND ARE ALSO THE RESPONSIBILITY OF THE MAIN CONTRACTOR.
4. ALL STEEL MANUFACTURE MUST BE CE CERTIFIED IN ACCORDANCE WITH BS EN 1090-1. IT IS THE PRINCIPLE CONTRACTORS RESPONSIBILITY TO ENSURE THAT THEIR SELECTED STEEL FABRICATION SPECIALIST CAN PRODUCE STEELWORK IN COMPLIANCE, (INCLUDING SUBMISSION OF ALL RELEVANT SUPPORTING DOCUMENTATION) WITH THIS STANDARD
5. CLIENTS OR MAIN CONTRACTORS WHO ENGAGE A STEELWORK CONTRACTOR SHOULD CARRY OUT DUE DILIGENCE AND SHOULD ONLY APPOINT A STEELWORK CONTRACTOR CERTIFIED WITH AN EXECUTION CLASS EQUAL TO THAT FOR THE PROJECT AS DETERMINED BY THE DESIGNER THROUGH IS EN 1090-2.

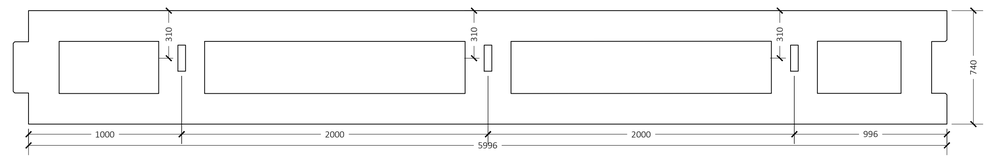

ARBUS VEHICLE RESTRAINT BARRIER

SCALE 1:20

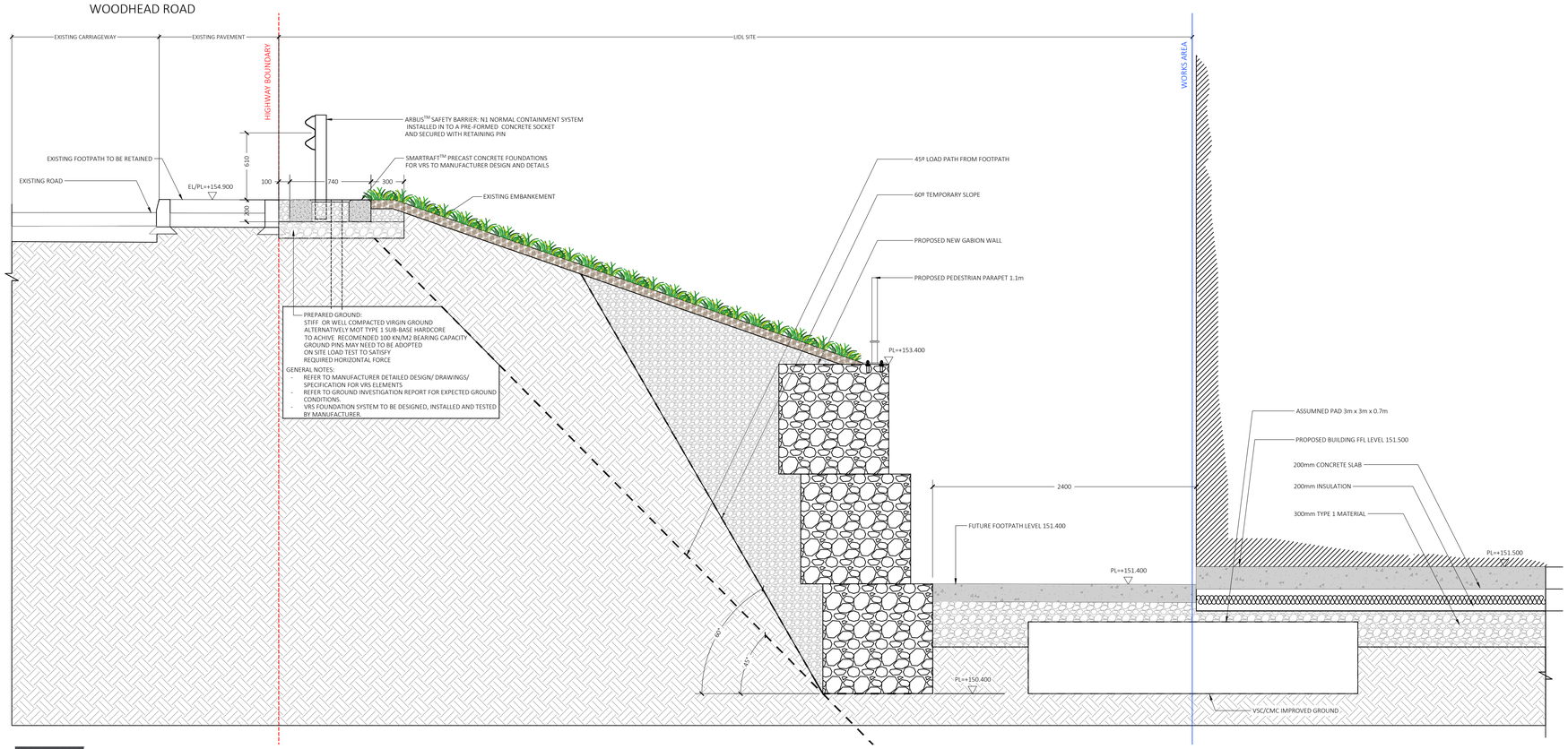

SECTION A-A

SCALE 1:25

© THIS DRAWING IS PROTECTED BY COPYRIGHT AND IS THE PROPERTY OF SDS (Structural Design Solutions) Ltd. / SDS-UK Ltd. IT MAY NOT BE USED, REPRODUCED OR DISCLOSED TO ANYONE WITHOUT THE PRIOR WRITTEN APPROVAL OF THE AUTHORS.

CIVIL, STRUCTURAL & BUILDING ENGINEERS
DUBLIN • LONDON • CASTLEBAR • SPAIN
Head Office: Unit 9, N5 Business Park, Castlebar, Co. Mayo F23 E283. Tel: +353 (0)94 9034914
Dublin: Silverdale, Old Swords Road, Dublin 9, D09 CA24. Tel: +353 (0)1 6877480
London: Congress House, 14 Lyon Road, Harrow, HA1 2EN. Tel: +44 (0)20 30266724
Spain: Calle Virgen de Guadalupe, 44. Ubeda, 23400, Jaen. Tel: +34662556212
Email: info@structuraldesign.ie Web: www.structuraldesign.ie
SDS design engineers

DRAWING NOTES:

1. This Drawing is to be read in conjunction with the relevant Specifications & other Architectural & Engineering Drawings. Engineers to be informed immediately of any discrepancies before work proceeds.
2. Do Not Scale from this Drawing; -Metric Figured Dimension only are to be used.
3. It Is "The Contractors" responsibility to ensure that all works are carried out in accordance with the requirements of the current Building Regulations and all other statutory documents relevant to this project including the grant of planning permission, Fire Safety Certificate and Disability Access Certificate.
4. SDS (Structural Design Solutions) Ltd./ SDS-UK (Structural Design Solutions) Ltd. bear no liability for unilateral changes/modifications made during the course of construction based on the drawing prepared, without prior consultation and confirmation of acceptance of the revision by SDS (Structural Design Solutions) Ltd./ SDS-UK (Structural Design Solutions) Ltd.

REV.	DATE	BY:	DESCRIPTION
T2	03.03.2025	JAC	UPDATED TO COMMNETS
T1	04.12.2024	JAC	ISSUED FOR TENDER

Client: LIDL GB

Project Title: PROPOSED NEW LIDL BIRSTALL, BANKWOOD WAY BIRSTALL, UK

Drawing Title: SITE LAYOUT
VEHICLE RESTRAINT SYSTEM TO WOODHEAD ROAD

Scale	Paper Size	Status
AS SHOWN	A1	TENDER
Drawn by: JAC	Date: DEC 2024	Checked: MK

C:\Users\JacobK\Desktop\24185-SDS-00-SL-DR-C-3030-T2 PM1.dwg

Project No.: 24185-SDS-00-SL-DR-C-3030

Revision: T2