Do not scale from this drawing. tractus:dma must be notified immediately should any discrepancies be found. The contractor must check all dimensions on site before construction or manufacture of materials. This drawing or any portion of it may not be reproduced without the consent of tractus:dma .

N.B. -
Front elevation not applicable to remain as existing as part of this application.

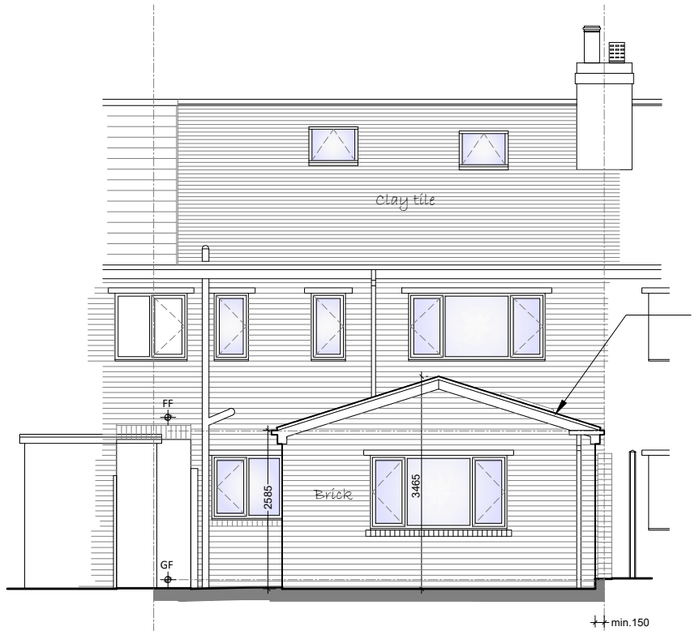

PROPOSED NORTH (REAR) ELEVATION
SCALE - 1:100

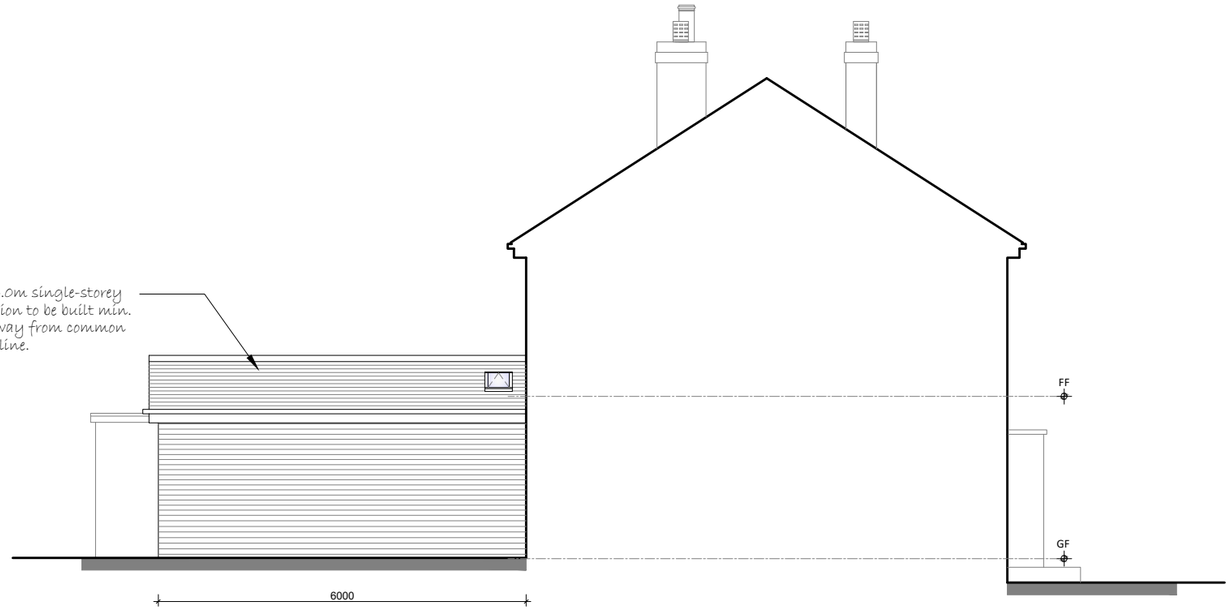

PROPOSED WEST (SIDE) ELEVATION
SCALE - 1:100

Materials As Proposed -

Walls - Brickwork finish to outerleaf.

Doors - Upvc framed doorset(s).

Windows - White upvc framed double glazed units.

Roof - Plain clay tile finish.

Fascia/Guttering - Black fascia board with guttering & downpipes to suit.

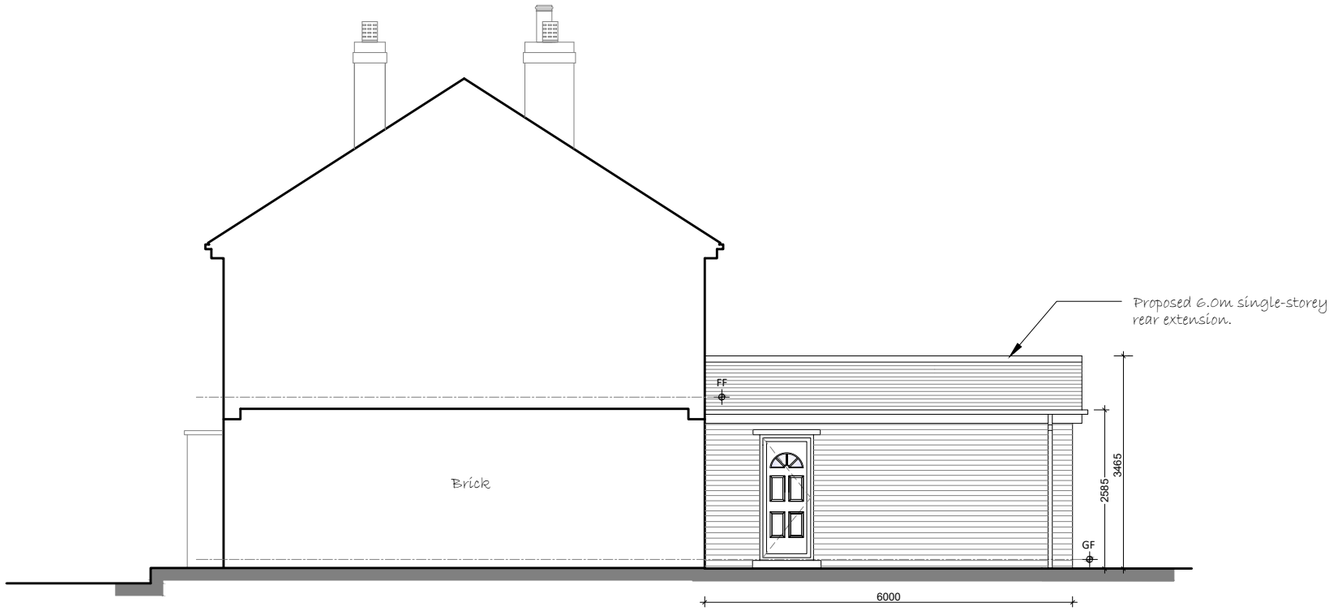

PROPOSED EAST (SIDE) ELEVATION
SCALE - 1:100

CDM 2015

RISKS

1. RESTRICTED ACCESS TO SITE.
2. SITE WELFARE REQUIREMENTS.
3. SITE CLEARANCE.
4. EXCAVATIONS/CONCRETE WORKS.
5. TEMPORARY SUPPORT.
6. WORKING AT HEIGHT.
7. INSTALLATION OF TEMPORARY AND RE-ROUTED SERVICES.
8. HANDLING LOADS.

NOTES

All efforts have been made in measuring existing site.
However the contractor / builder is responsible, for checking & confirming all given dimensions on site prior to pricing & works.

Extent of boundary ownership confirmed by applicant.

Proposal -

Larger Home Extension Application for the proposed 6.0m single-storey rear extension to meet end-user requirements and as shown on the application plans.

Current/Proposed Use -

C3 - Dwellinghouse.

1) GENERAL BUILDING NOTES

a) All works to be in accordance with Building Regulations, current editions and amendments and to the satisfaction of the Building Control Authority.
b) All works within the contract and by the contractor must be carried out in such a way that all requirements under the Health and Safety at Work Act are satisfied and maintained.
c) All works by the Contractor must be carried out in compliance with the requirements of all British Standards, Codes of Practice etc. and with the requirements of all relevant and current Statutory Authority regulations.
d) All structural calculations if required to be submitted by client appointed Structural Engineers and upgraded as necessary as works proceed to suit any clients requirements.
e) The contractor must ensure and will be held responsible for the stability of the building structure at all stages of the contract.

2) APPROVED DOCUMENT A STRUCTURE

a) All structural details and calculations if required to be submitted for approval to Building Control Authority by client appointed Structural Engineer.

PLANNING

Rev	Description	Date	By	App'd
A	Rear Extension altered to 6.0m	22/09/24	AM	-

tractus:dma
architectural design

Headfield Business Centre, Headfield Mills
Savile Road, Dewsbury, West Yorkshire, WF12 9LQ
t: 01924 462 550 m: 07531 812 823
e: dean@designmanageachieve.com

Client
Mr. Talat Mahmood

Project
25,Grangefield Avenue
Batley, WF17 7BP

Drawing title
Proposed Elevations

Drawn by		Date	
AM		09/24	
Drawing no	Project no	Scale @ A3	Rev
PL-02	24-944	1:100	A

©2024 tractus:dma architectural design