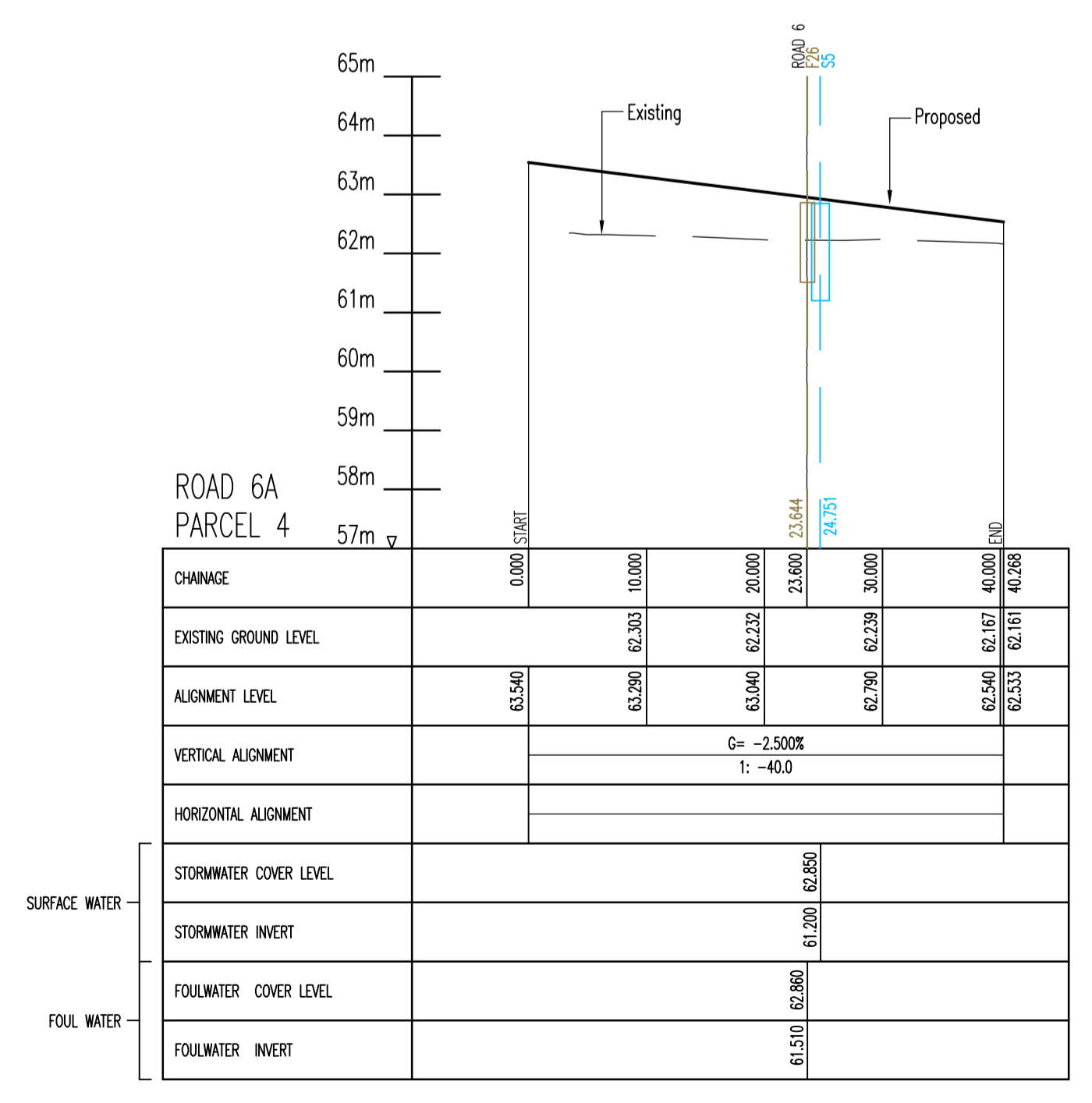
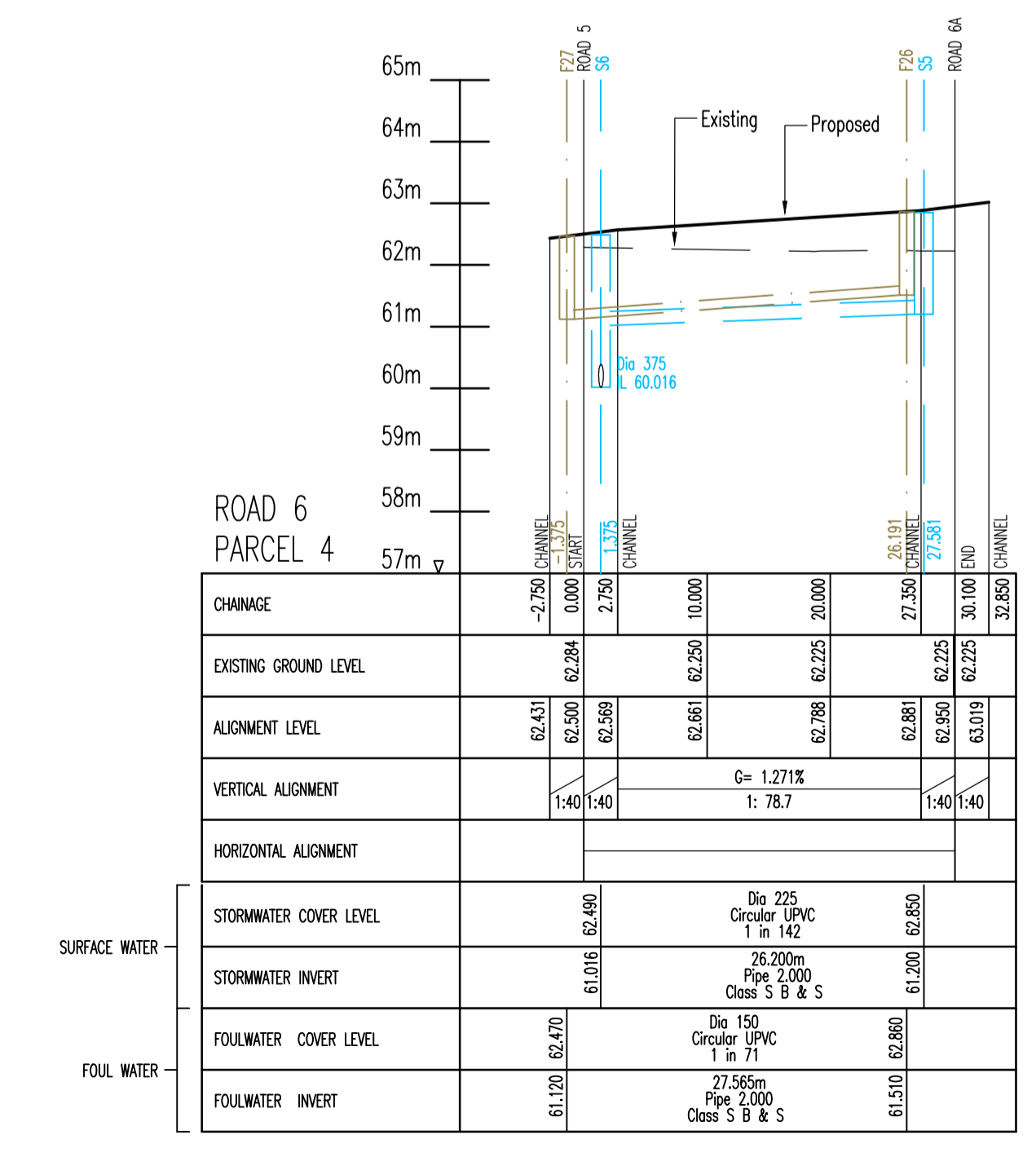
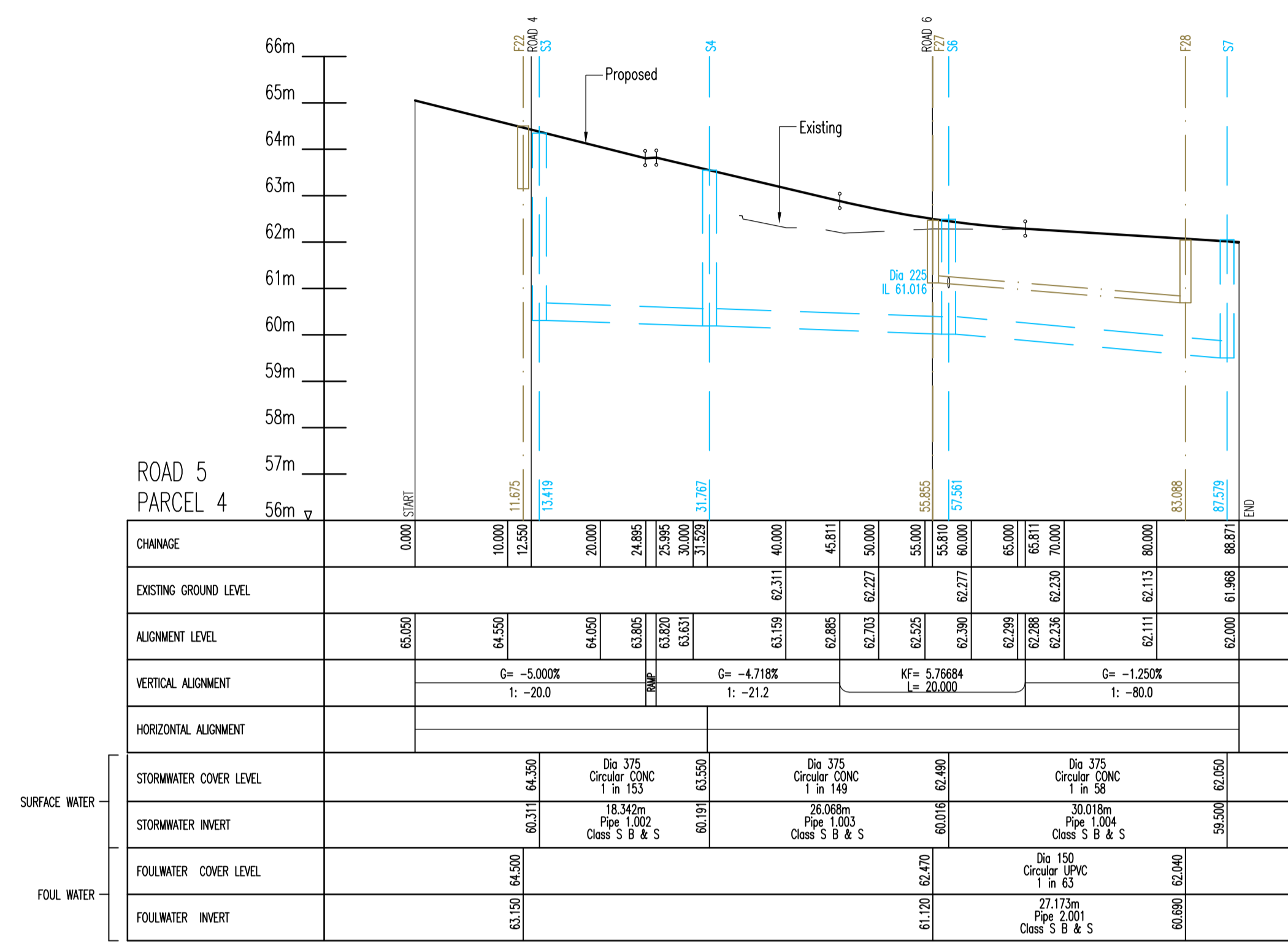
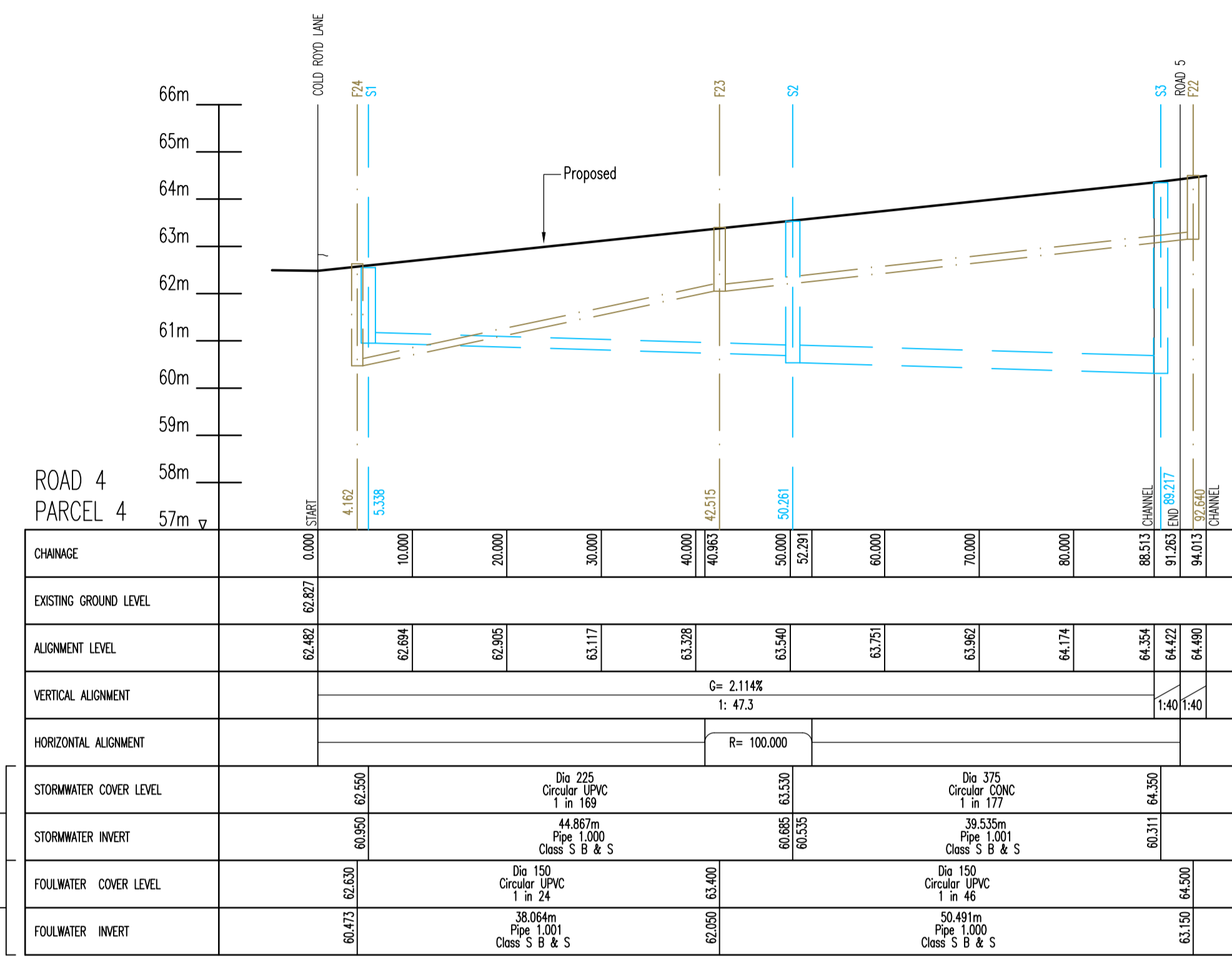


N O T E S

- Yorkshire Water General Notes
- All adoptable sewer works and material to be in accordance with Sewerage Sector Guidance Design and Construction Guidance [Code for Adoption]. The Relevant British/European and Yorkshire Water's Standards/Requirements/Local Practice for the Adoption of Small Submersible Foul and Surface Water Pumping Stations and Kitemarked.
 - Manhole covers shall/must have a clear opening of 600mm and shall be Class D400 to BS EN 124 with 150mm deep frames in highways.
 - Filled ground must be filled and consolidated under the supervision and to the satisfaction of Yorkshire Water before any sewer works are carried out.
 - Yorkshire Water is not obliged to accept filter drain/land drainage run-off into the public sewer network or adoptable drainage system (directly or in-directly). An alternative method of disposal of the land drainage run-off will therefore be required and you will have to liaise with the Local Authority, Land Drainage Section with regard to the disposal of the filter drain/land drainage run-off.
 - The adoptable sewers should be a minimum of 1m and manholes 0.5m from kerb faces and service margins.
 - Sewers must have 5 metres clearance from trees and hedges or the width of the canopy at mature height.
 - Sewers to be laid in Class "S" Bedding (150mm granular bed and surround). Where depth of cover to top of the sewer is less than 1.2m in highways and verges (or less than 900mm in non-vehicular access areas) then a concrete slab should be provided above granular bed and surround.
 - There must be enough clearance at crossovers to accommodate bedding to both pipes, approx. 300mm; if crossover is near the rocker then the clearance needed may be increased.
 - Bedding and backfill material to conform to the requirement of Water Industry Specification 4-08-02 (Table A2).
 - Adoptable plastic sewer pipes to be BS1 Kitemarked (certified to WS 4-35-01 and BS/EN13476). Adoptable plastic sewer pipes to be laid in maximum 3 metre lengths unless there is a specific operational need to lay longer lengths. Plastic channel sections in manholes are not acceptable and Yorkshire Water would prefer clayware channel in manholes.
 - The minimum crushing strength for clay pipes should be as follows: 100mm dia. 40KN/m, 150mm dia. 40KN/m, 225mm dia. 45KN/m and 300mm dia. 72KN/m. The minimum crushing strength for concrete pipes should be - (Class 120 to EN 1916/BS5911-1 2002). Plastic pipes should conform to WS 4-35-01 and BS EN13476.
 - Yorkshire Water policy is that Type "C" brick manholes and 1050mm dia. manhole rings are not preferred. Instead it is preferred that you use a type "B" manhole with 1200mm dia or 1500mm dia rings, with the opening sited over the channel where depth of cover to pipe soffit is 1 - 1.5m.
 - Where a B125 cover and frame has been approved, this must not be coated in plastic and must have lifting eyes suitably sized to accommodate standard lifting keys. Screw down covers are not acceptable.



NOTE
There should be enough clearance to accommodate the bedding for both pipes, approx 300mm. If crossover is near the rocker then the clearance needed may be increased.

Rev	By	Date	Revision	Issued for approval	MI	MI
					Chk	Apvd

ARP ARP ASSOCIATES
Chartered Consulting Engineers

Northwest House • 5 & 6 Northwest Business Park • Servia Hill, Leeds • LS6 2QH
0113 245 8498 • 0113 244 3864 • Leeds@arpassociates.co.uk • www.arpassociates.co.uk

ARP Associates is a trading division of ARP Geotechnical Ltd, a company registered in England and Wales with company number 3773313, whose registered office is at 5/6 Northwest Business Park, Servia Hill, Leeds LS6 2QH

TITLE **PARCEL 4 LONGITUDINAL SECTIONS**

PROJECT **CROSSLEY LANE, HUDDERSFIELD**

CLIENT **MINERVA WORKS DEVELOPMENT LTD**

DRAWING STATUS **PRELIMINARY**

Scale **1:500H 1:100V @ A1** Date **OCT 24** Drawn **DJG**
Chk. **MI**

Drg. No. **0906/03/06.05** Rev **/**