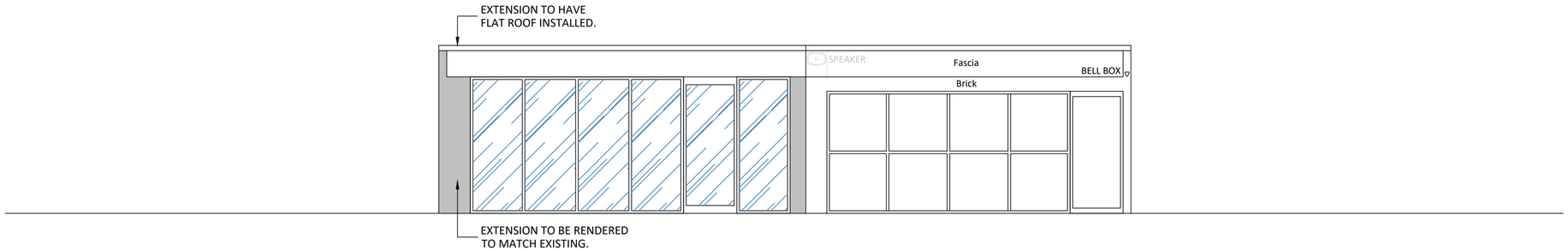


PROPOSED SALES BUILDING - ELEVATION A
SCALE 1:50

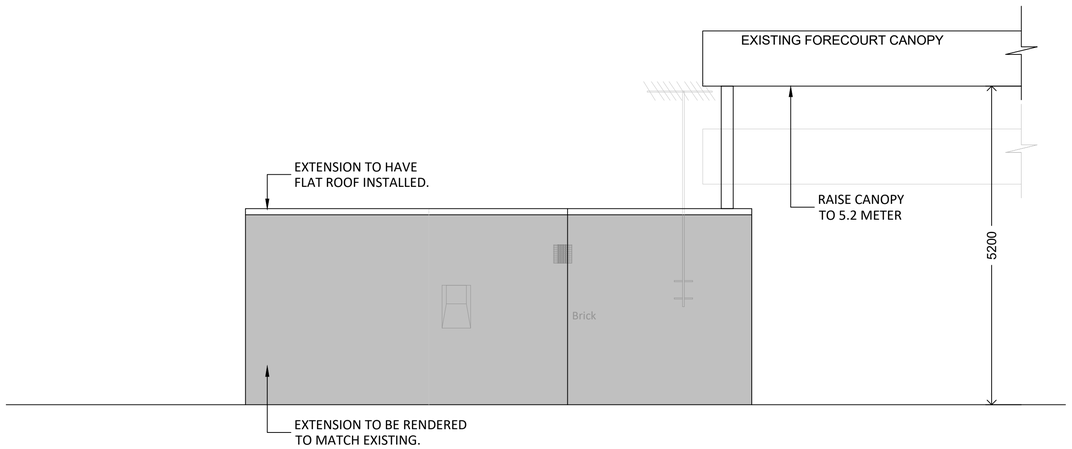


PROPOSED SALES BUILDING - ELEVATION B
SCALE 1:50

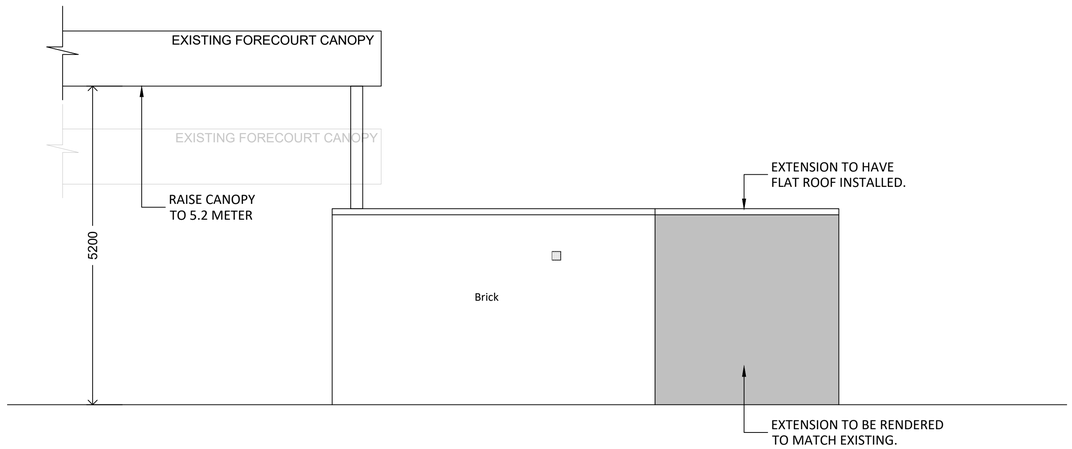


PROPOSED SALES BUILDING - ELEVATION D
SCALE 1:50

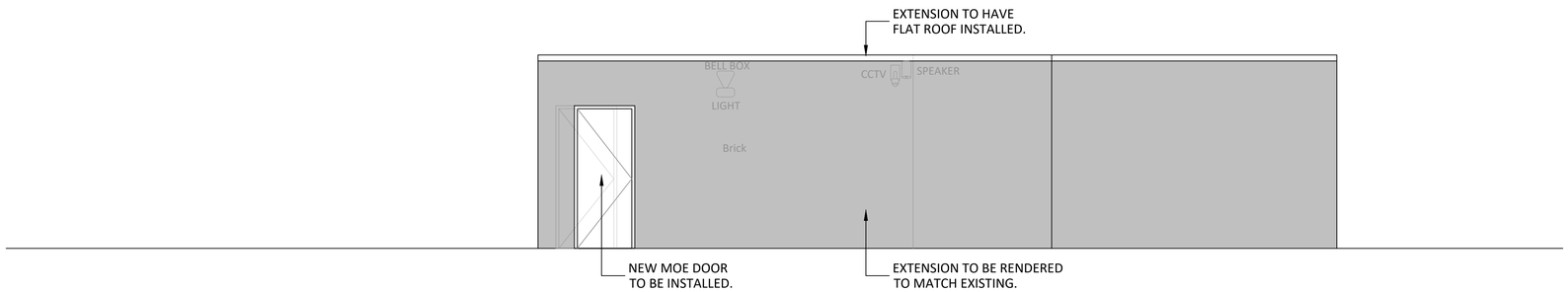


PROPOSED SALES BUILDING - ELEVATION C
SCALE 1:50

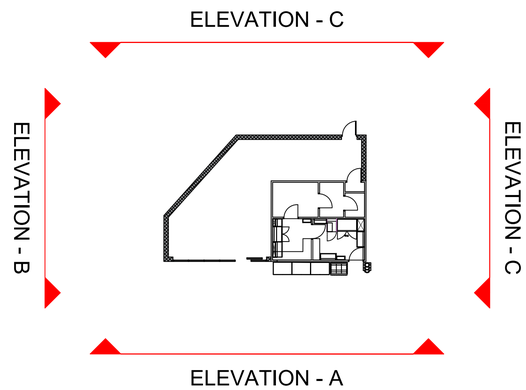


PROPOSED SALES BUILDING
SCALE - 1:200

NORTH

**DRAWING NOTES**

COPYRIGHT ©
This drawing and the details herein are the copyright of MBH Design Studio Ltd. and must not be reproduced, altered or passed to any third party without prior written consent.

This drawing has been produced for the project listed below, is submitted in support of this application application to the Local Planning Authority and is not intended for use by any other person or for any other purpose.

Every effort has been made to ensure the accuracy of these drawings, however MBH Design Studio Ltd. accept no responsibility for any discrepancies arising from the reuse of survey information and preliminary drawings commissioned by the Applicant from others.

GENERAL NOTES

1. This drawing has been prepared for the sole purpose of obtaining planning permission.
2. This drawing is to be read in conjunction with drawings numbered:

| | |
|---|---|
| 14314-2042-LP | Location Plan |
| 14314-2042-BP | Block Plan |
| 14314-2042-200 | Existing Site Plan |
| 14314-2042-201 | Proposed Site Plan |
| 14314-2042-202 | Existing Sales Building Layout |
| 14314-2042-203 | Existing Sales Building Elevations |
| 14314-2042-204 | Proposed Sales Building Layout |
| 14314-2042-205 | Proposed Sales Building Elevations |
| 14314-2042-206 | EV Charger Details |
| 14314-2042-207 | Substation Enclosure Details |
| 14314-2042-208 | LV Enclosure Details |
| 14314-2042-209 | Meter Cabinet Details |
| 14314-2042-210 | Jet Wash Plan and Elevations |
| 14314-2042-211 | Air/Water and Vac Deatils |
| 14314-2042-212 | Plant Room Elevations |

3. Any advertisements are indicative and are subject to a separate advertisement application
4. Any neighbouring buildings shown on the elevations are diagrammatic and have been extrapolated from site photographs. They have not been measured.

SCHEDULE OF PROPOSED FINISHES

BUILDING EXTERNAL WALLS
Masonry brickwork to match existing external finish. Entire building to be decorated Grey RAL 7016

BUILDING ROOF
Existing sales building flat roof to be retained. New flat roof to be installed over proposed extension.

SHOPFRONT
Part New Shopfront frames to be finished in Grey (RAL7016)
New fully glazed, single auto-sliding door, frames to be finished in Grey (RAL 7016)

CANOPY
Traditional steel framed canopy over forecourt w/o signage to be retained as is.
Canopy to be uplifted to 5.2m High

SURFACING
Existing forecourt surfacing retained as is. Install Asphalt to new footpath and kerbed areas.

BIN STORE
Proposed new bin store

0 1 2 3 4 5
SCALE - METRES - 1:50

0 10 20
SCALE - METRES - 1:200 @ A1

| REV | DATE | DESCRIPTION | DRAWN/CHECKED |
|---|---|---|---|
| - | - | - | - |

REVISION NOTES

PLANNING

mbh
MBH Design Studio Ltd.
Rosemount House, Rosemount Avenue, West Byfleet, Surrey, KT14 6LB
www.mbhltd.com t: 01932 352 727 f: 01932 351 545

CLIENT
mfg motor fuel group

PROJECT
FS2042 - HECKMONDWIKE MORRISONS
17 UNION STREET
HECKMONDWIKE
WF16 0HL

DRAWING TITLE
PROPOSED SALES BUILDING ELEVATIONS

| DRAWN BY | DATE | SCALE | PAPER SIZE |
|---|---|---|---|
| PT | 28.08.2024 | 1:50/:200 | A1 |
| CHECKED BY | DRAWING NUMBER | | REV. |
| KL | 14314-2042-205 | | - |