NOTE:

REAR EXTENSION, FRONT PORCH AND OUTBUILDING

WALL CONSTRUCTION – TO BE BRICKWORK EXTERNALLY TO MATCH EXISTING PROPERTY

ROOF CONSTRUCTION – PROPRIETARY TRUSSES TO GROUND AND FIRST FLOORS WITH A COMBINATION OF FORTICRETE LOW PITCHED ROOF TILES AND MARLEY CONCRETE TILES.

FLOOR CONSTRUCTION – INTERNAL FLOORS TO BE OF SUSPENDED TIMBER FLOOR/GROUNDBEARING CONCRETE CONSTRUCTION TO GROUND FLOOR AND SUSPENDED TIMBER TO FIRST FLOOR.

NOTE:

UNDER THE PARTY WALL ACT 1996 – NOTICE MUST BE SERVED ON ADJOINING OWNERS BY THE PROPERTY OWNER PRIOR TO STARTING ANY WORK NEAR PROPERTY BOUNDARIES. THIS NOTICE MUST BE SERVED IN ACCORDANCE WITH THE ACT. MORE INFORMATION IS AVAILABLE ONLINE.

CONTRACTOR HAS FULL RESPONSIBILITY FOR TEMPORARY WORKS INCLUDING SCAFFOLDING PROPPING ON SITE TO MAINTAIN STABILITY FOR DURATION OF WORKS.

LINTELS:– ALL LINTELS TO ACHIEVE 150mm END BEARING. ALL LINTELS TO HAVE HORIZONTAL DAMP PROOF COURSE.

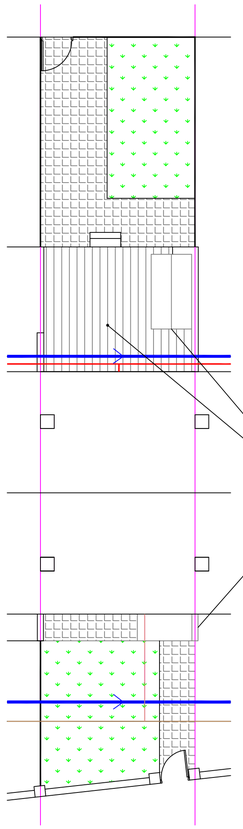

PROPOSED DEMOLITIONS PLAN
SCALE 1:100

MAINS WIRED WITH BATTERY BACK-UP FIRE ALARMS TO BE INTRODUCED ON ALL FLOORS WITHIN HALLWAY AREAS

STEEL BEAMS INTRODUCED TO PROVIDE SUPPORT TO FLOORS/WALLS/ROOFS ABOVE NEW OPENINGS. PORTALISED FRAMES WITH INDEPENDENT FOUNDATIONS MAY BE REQUIRED FOR MAJOR OPENINGS.

INDICATES BUILDINGS TO BE DEMOLISHED WITH REMOVAL OF FOUNDATIONS/ FENCING/DRAINAGE TO BE REMOVED AND GROUND MADE GOOD

BLOCK-OFF EXISTING DOOR/WINDOW OPENINGS

WP2 ANCON WINDPOSTS POSITIONED WITHIN CAVITY FIXED TO FOUNDATIONS AND TO EXTENSION ROOF – OBTAIN DESIGN FROM ANCON. ALLOW FOR MIN. 4–6 WEEKS LEAD TIME FOR DESIGN AND SUPPLY FROM ANCON

ASSUMED JOIST SPAN TO GROUND AND FIRST FLOORS – CONTRACTOR TO CONFIRM THROUGH DISCUSSIONS WITH BUILDING CONTROL. SLEEPER WALLS WITH INDEPENDENT FOUNDATIONS WILL BE REQUIRED TO GROUND FLOOR.

DEMOLISH EXISTING OUTBUILDING, PORCH AND REMOVE DECKING MAKE GOOD GROUND/WALLS

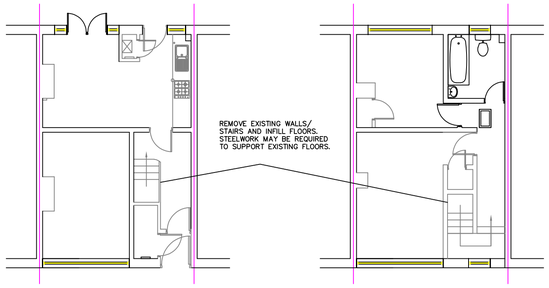

PROPOSED GROUND FLOOR DEMOLITIONS PLAN
SCALE 1:100

REMOVE EXISTING WALLS/ STAIRS AND INFILL FLOORS. STEELWORK MAY BE REQUIRED TO SUPPORT EXISTING FLOORS.

PROPOSED FIRST FLOOR DEMOLITIONS PLAN
SCALE 1:100

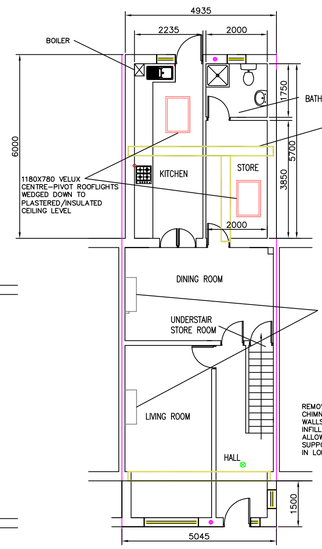

PROPOSED GROUND FLOOR PLAN
SCALE 1:100

REMOVE EXISTING CHIMNEYS, MAKE GOOD WALLS AND INFILL FLOORS

REMOVE EXISTING CHIMNEYS, MAKE GOOD WALLS AND INFILL FLOORS. ALLOW FOR INSTALLING SUPPORTING STEELWORK IN LOFT SPACE

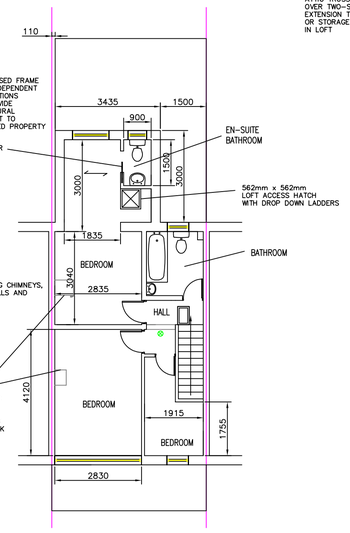

PROPOSED FIRST FLOOR PLAN
SCALE 1:100

ALTERED ELECTRICITY FEED TO PROPERTY

ALTERED GAS MAIN FEED

ASSUMED ROUTE OF EXISTING SEWERS

GULLEYS

INDICATES WALLS/DOORS REMOVED AND MADE GOOD

NEW 100mm DIA. @ 1:40 GRADIENT FOUL AND SURFACE WATER DRAINS AND 450mm DIA. WAEVN MANHOLES DISCHARGING INTO EXISTING SEWER RUN

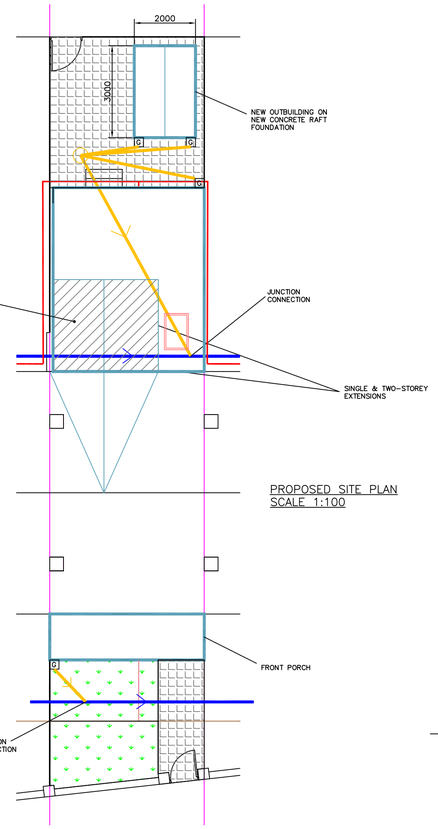

PROPOSED SITE PLAN
SCALE 1:100

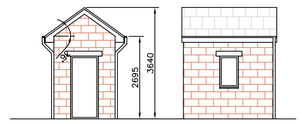

FRONT ELEVATION SIDE ELEVATION

OUTBUILDING DETAILS
SCALE 1:100

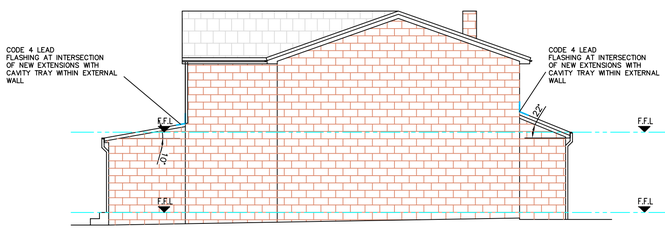

PROPOSED SIDE ELEVATION
SCALE 1:100

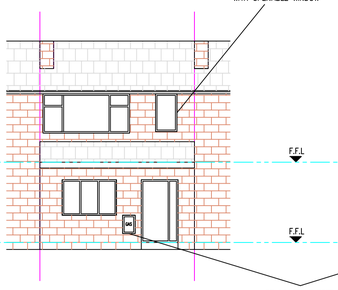

PROPOSED FRONT ELEVATION
SCALE 1:100

RELOCATED ELECTRICITY AND GAS METERS

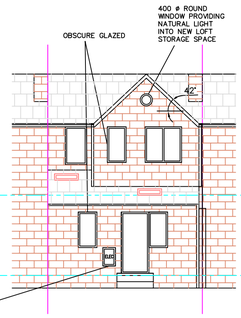

PROPOSED REAR ELEVATION
SCALE 1:100

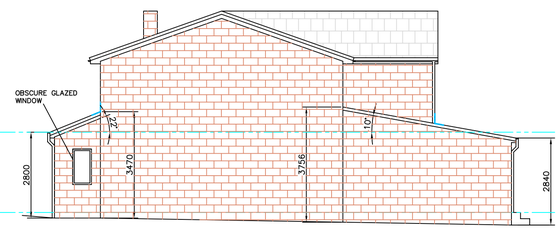

PROPOSED SIDE ELEVATION
SCALE 1:100

NOTE – THIS DRAWING IS FOR PLANNING PURPOSES ONLY – FURTHER DETAILED DRAWINGS WILL BE REQUIRED AS PART OF A BUILDING REGULATIONS APPLICATION.

NOTE – DO NOT SCALE OFF DRAWING. DIMENSIONS TO BE CONFIRMED ON SITE

ALL DIMENSIONS IN MM

NOTE – THIS DRAWING IS TO BE READ IN CONJUNCTION WITH DRAWING NO. S03 – WORK SPECIFICATION

Revisions		
	Date	July 2024

Planning Application for:
Extensions
10 Centenary Square, Thornhill Lees, Dews.

Drawing Title:
Proposed Plans and Elevations

Drawing No: S02
Rev D

Scale: As shown
Paper Size: A1